KATEYAMA

PROFESSIONALTRACKDAYS

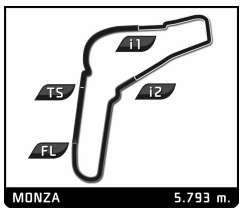

Professional Track Days
Monza, 14-15/11/2018
Free Practice 4

Analysis

Personal Best | Session Best | **B** Crossing the finish line in pit lane

001 RP-1
RP MOTORSPORT — Dallara F3

Lap	Time	Sector 1	Sector 2	Sector 3	T. Spd	Elapsed
1	25:09.910	...	42.874	39.670	143.6	25:09.910
2	1:55.351	37.545	37.965	39.841	219.6	27:05.261
3	1:52.288	37.233	37.235	37.820	220.1	28:57.549
4	1:49.480	36.265	36.316	36.899	248.2	30:47.029
5	1:48.573	36.123	36.203	36.247	249.4	32:35.602
6	1:48.129	35.700	35.869	36.560	251.7	34:23.731
7	1:49.150	35.826	36.757	36.567	253.4	36:12.881
8	1:48.710	35.647	36.543	36.520	252.8	38:01.591
9	1:48.282	36.085	35.943	36.254	251.7	39:49.873
10	1:48.875	35.812	36.728	36.335	252.8	41:38.748
11	1:48.365	35.889	36.185	36.291	249.4	43:27.113
12	1:55.676 **B**	35.800	36.384	43.492	249.9	45:22.789
13	13:48.179	...	37.351	36.958	202.8	59:10.968
14	1:49.721	36.185	36.860	36.676	247.7	1:01:00.689
15	1:48.871	35.977	36.168	36.726	248.8	1:02:49.560
16	1:55.449 **B**	35.723	36.836	42.890	251.7	1:04:45.009
17	14:25.715	...	40.858	38.091	158.0	1:19:10.724
18	1:52.688	36.346	38.631	37.711	249.4	1:21:03.412
19	1:49.315	35.834	36.765	36.716	249.4	1:22:52.727
20	1:47.858	35.861	35.825	36.172	248.2	1:24:40.585
21	1:47.278	35.592	35.609	36.077	249.4	1:26:27.863
22	1:47.258	35.454	35.680	36.124	252.3	1:28:15.121
23	1:47.358	35.492	35.688	36.178	252.3	1:30:02.479
24	1:53.190 **B**	35.516	35.710	41.964	250.5	1:31:55.669
25	33:28.904	...	38.355	37.060	193.1	2:05:24.573
26	1:48.542	35.933	36.128	36.481	251.1	2:07:13.115
27	1:47.778	35.649	35.960	36.169	249.4	2:09:00.893
28	1:47.904	35.426	36.119	36.359	251.7	2:10:48.797
29	1:47.408	35.527	35.818	36.063	252.8	2:12:36.205
30	1:47.378	35.564	35.669	36.145	254.0	2:14:23.583
31	1:47.441	35.613	35.753	36.075	248.8	2:16:11.024
32	1:47.221	35.480	35.569	36.172	250.5	2:17:58.245
33	1:53.994 **B**	35.402	35.605	42.987	251.1	2:19:52.239
34	26:18.107	...	39.276	37.297	201.0	2:46:10.346
35	1:49.275	36.088	36.716	36.471	247.1	2:47:59.621
36	1:47.885	35.649	35.894	36.342	249.9	2:49:47.506
37	1:47.815	35.489	35.987	36.339	252.3	2:51:35.321
38	1:47.560	35.401	35.882	36.277	252.8	2:53:22.881
39	1:48.477	35.595	35.994	36.888	250.5	2:55:11.358
40	1:47.409	35.546	35.722	36.141	249.9	2:56:58.767
41	2:02.005 **B**	35.524	36.559	49.922	252.3	2:59:00.772

01 SMOLYAR
R-ACE GP — Renault FR 2.0

Lap	Time	Sector 1	Sector 2	Sector 3	T. Spd	Elapsed
1	8:47.807	7:23.371	42.501	41.935	126.3	8:47.807
2	1:56.249	39.009	38.374	38.866	209.9	10:44.056
3	1:52.496	36.190	36.919	39.387	248.2	12:36.552
4	1:50.476	36.114	36.713	37.649	248.8	14:27.028
5	1:50.701	36.146	37.169	37.386	249.4	16:17.729
6	2:14.579 **B**	42.447	42.173	49.959	217.4	18:32.308
7	5:53.783	4:38.751	37.365	37.667	198.4	24:26.091
8	1:50.865	36.335	36.990	37.540	248.8	26:16.956
9	1:50.813	36.201	37.214	37.398	249.4	28:07.769
10	1:50.911	36.019	37.542	37.350	250.5	29:58.680
11	1:50.359	36.086	36.865	37.408	248.8	31:49.039
12	1:50.657	36.101	36.877	37.679	250.5	33:39.696
13	1:50.121	36.069	36.777	37.275	249.9	35:29.817
14	1:49.906	35.912	36.732	37.262	250.5	37:19.723
15	1:49.758	35.804	36.687	37.267	249.4	39:09.481
16	1:52.113	35.856	37.979	38.278	246.5	41:01.594
17	1:53.037	38.395	37.183	37.459	251.1	42:54.631
18	1:50.529	36.196	36.819	37.514	249.4	44:45.160
19	1:50.335	36.034	36.836	37.465	249.4	46:35.495
20	1:50.151	36.048	36.773	37.330	249.4	48:25.646
21	1:55.939 **B**	36.009	36.761	43.169	248.8	50:21.585
22	46:45.346	...	43.438	40.478	139.2	1:37:06.931
23	1:54.241	37.673	38.128	38.440	241.6	1:39:01.172
24	1:49.699	36.116	36.535	37.048	247.1	1:40:50.871
25	2:06.495 **B**	35.929	40.360	50.206	248.2	1:42:57.366
26	9:06.987	7:49.529	38.909	38.549	198.0	1:52:04.353
27	1:49.899	36.079	36.650	37.170	247.1	1:53:54.252
28	1:49.384	35.899	36.376	37.109	249.4	1:55:43.636
29	1:49.395	35.826	36.437	37.132	248.8	1:57:33.031
30	1:49.323	35.794	36.348	37.181	250.5	1:59:22.354
31	1:49.339	35.804	36.458	37.077	249.9	2:01:11.693
32	1:54.562	38.672	38.599	37.291	193.5	2:03:06.255
33	1:56.093 **B**	35.997	36.762	43.334	249.9	2:05:02.348
34	15:08.927	...	42.345	41.998	124.4	2:20:11.275
35	2:06.035 **B**	37.848	38.211	49.976	240.5	2:22:17.310
36	15:07.653	...	38.144	38.341	196.2	2:37:24.963
37	1:50.192	36.335	36.706	37.151	246.5	2:39:15.155
38	1:49.799	35.923	36.675	37.201	250.5	2:41:04.954
39	1:51.244	35.960	37.266	38.018	250.5	2:42:56.198
40	1:49.799	35.931	36.622	37.246	249.9	2:44:45.997
41	1:49.408	35.972	36.352	37.084	249.4	2:46:35.405
42	1:51.474	35.910	37.372	38.192	249.9	2:48:26.879
43	1:49.833	35.937	36.520	37.376	247.7	2:50:16.712
44	1:49.595	36.003	36.495	37.097	249.4	2:52:06.307
45	2:22.320 **B**	46.566	47.696	48.058	169.1	2:54:28.627

2 Walter RYKART
FORMULA MOTORSPORT — Renault FR 2.0

Lap	Time	Sector 1	Sector 2	Sector 3	T. Spd	Elapsed
1	9:53.128	8:26.846	44.094	42.188	142.1	9:53.128
2	1:56.905	37.512	39.684	39.709	244.3	11:50.033
3	1:56.756	37.425	39.818	39.513	246.5	13:46.789
4	1:55.731	37.161	38.899	39.671	247.7	15:42.520
5	7:16.207 **B**				241.1	22:58.727
6	1:30:07.613	...	43.275	42.391	150.2	1:53:06.340
7	1:57.652	37.688	40.070	39.894	243.8	1:55:03.992
8	1:56.356	37.359	39.328	39.669	247.7	1:57:00.348
9	1:56.481	37.678	39.317	39.486	247.7	1:58:56.829
10	1:55.483	37.062	38.632	39.789	248.8	2:00:52.312
11	1:55.808	37.250	39.476	39.082	248.2	2:02:48.120
12	1:54.734	36.988	38.680	39.066	247.7	2:04:42.854
13	1:54.402	36.969	38.490	38.943	248.2	2:06:37.256
14	1:54.715	36.968	38.782	38.965	247.1	2:08:31.971
15	1:54.477	36.916	38.742	38.819	247.1	2:10:26.448
16	2:08.611 **B**	37.817	39.057	51.737	246.5	2:12:35.059
17	26:24.309	...	42.976	43.705	165.7	2:38:59.368
18	1:57.607	37.598	40.132	39.877	242.1	2:40:56.975
19	1:55.904	37.567	38.990	39.347	244.3	2:42:52.879
20	1:55.603	37.146	38.801	39.656	244.9	2:44:48.482

Monza Eni Circuit

KATEYAMA

PROFESSIONALTRACKDAYS

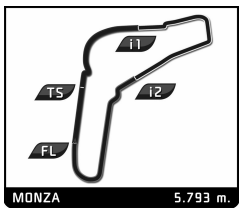

Professional Track Days
Monza, 14-15/11/2018
Free Practice 4

Analysis

Personal Best | Session Best | **B** Crossing the finish line in pit lane

Lap	Time	Sector 1	Sector 2	Sector 3	T. Spd	Elapsed
21	1:55.335	37.344	38.742	39.249	247.1	2:46:43.817
22	1:55.566	37.260	39.006	39.300	246.0	2:48:39.383
23	2:06.500	46.394	39.925	40.181	245.4	2:50:45.883
24	1:55.375	37.207	38.891	39.277	246.0	2:52:41.258
25	1:54.877	37.163	38.435	39.279	247.7	2:54:36.135
26	2:31.570 B	38.478	46.078	1:07.014	242.1	2:57:07.705

03 **JMS 2**

JENZER MOTORSPORT — Tatuus F4

Lap	Time	Sector 1	Sector 2	Sector 3	T. Spd	Elapsed
1	3:03.474	1:40.774	41.330	41.370	183.6	3:03.474
2	1:57.912	38.644	39.187	40.081	231.8	5:01.386
3	1:56.495	37.927	38.863	39.705	233.3	6:57.881
4	1:57.599	37.930	40.286	39.383	234.8	8:55.480
5	1:55.393	37.653	38.250	39.490	236.3	10:50.873
6	1:55.465	37.553	38.443	39.469	235.8	12:46.338
7	1:54.997	37.622	38.299	39.076	236.9	14:41.335
8	2:10.813 B	38.214	38.444	54.155	237.4	16:52.148
9	8:22.384	6:58.034	42.797	41.553	175.6	25:14.532
10	1:57.838	37.972	39.681	40.185	237.9	27:12.370
11	1:56.004	37.620	38.680	39.704	239.5	29:08.374
12	1:55.295	37.409	38.492	39.394	239.5	31:03.669
13	1:55.344	37.524	38.676	39.144	240.5	32:59.013
14	1:54.345	37.462	38.009	38.874	237.9	34:53.358
15	1:54.100	37.364	37.998	38.738	237.4	36:47.458
16	1:57.973	37.549	40.117	40.307	237.4	38:45.431
17	1:54.018	37.264	37.912	38.842	240.5	40:39.449
18	1:54.416	37.198	38.137	39.081	238.4	42:33.865
19	1:54.260	37.440	37.926	38.894	236.9	44:28.125
20	2:00.854 B	37.175	38.038	45.641	237.4	46:28.979
21	13:18.452	...	41.407	41.950	188.4	59:47.431
22	1:59.749	39.630	39.890	40.229	216.1	1:01:47.180
23	1:57.066	39.143	38.612	39.311	236.9	1:03:44.246
24	1:54.661	37.519	38.173	38.969	237.4	1:05:38.907
25	1:54.336	37.470	38.014	38.852	237.4	1:07:33.243
26	1:54.764	37.316	38.289	39.159	237.9	1:09:28.007
27	1:54.147	37.388	37.936	38.823	236.3	1:11:22.154
28	1:54.059	37.322	37.868	38.869	236.9	1:13:16.213
29	1:53.743	37.270	37.859	38.614	237.4	1:15:09.956
30	1:59.152	38.125	38.314	42.713	238.9	1:17:09.108
31	1:54.657	37.456	37.925	39.276	241.1	1:19:03.765
32	2:03.742 B	38.766	38.504	46.472	223.7	1:21:07.507
33	40:22.877	...	40.854	41.756	189.7	2:01:30.384
34	1:57.112	38.547	39.101	39.464	234.3	2:03:27.496
35	1:55.113	37.569	38.193	39.351	234.8	2:05:22.609
36	1:55.625	38.161	38.438	39.026	235.8	2:07:18.234
37	1:54.909	37.726	38.074	39.109	236.3	2:09:13.143
38	1:54.495	37.351	38.196	38.948	236.3	2:11:07.638
39	1:54.363	37.398	38.059	38.906	236.3	2:13:02.001
40	1:54.205	37.285	38.148	38.772	236.3	2:14:56.206
41	2:02.391 B	37.220	38.530	46.641	236.3	2:16:58.597
42	21:01.611	...	44.089	43.950	176.5	2:38:00.208
43	2:02.208	40.456	40.593	41.159	210.3	2:40:02.416
44	1:55.884	37.697	38.798	39.389	236.3	2:41:58.300
45	1:56.934	39.092	38.593	39.249	236.9	2:43:55.234
46	1:54.805	37.472	38.236	39.097	238.4	2:45:50.039
47	1:54.529	37.441	38.321	38.767	237.4	2:47:44.568
48	1:54.377	37.500	37.939	38.938	236.9	2:49:38.945
49	1:54.117	37.447	37.955	38.715	236.9	2:51:33.062
50	1:58.982	37.460	41.362	40.160	236.9	2:53:32.044
51	1:54.849	37.373	38.424	39.052	240.0	2:55:26.893
52	2:02.901 B	37.252	38.217	47.432	237.9	2:57:29.794

3 **MUECKE 1**

MUECKE MOTORSPORT — Tatuus F4

Lap	Time	Sector 1	Sector 2	Sector 3	T. Spd	Elapsed
1	9:17.471	7:33.234	56.099	48.138	131.0	9:17.471
2	2:12.632	41.680	48.190	42.762	211.9	11:30.103
3	1:58.564	38.480	39.772	40.312	235.3	13:28.667
4	1:57.636	37.914	39.859	39.863	238.4	15:26.303
5	2:18.086 B	37.759	42.872	57.455	237.9	17:44.389
6	7:39.525	6:17.180	40.657	41.688	188.1	25:23.914
7	1:57.467	38.106	39.536	39.825	237.9	27:21.381
8	1:56.789	37.956	39.067	39.766	238.4	29:18.170
9	1:56.035	37.536	39.051	39.448	241.1	31:14.205
10	1:56.018	37.530	38.844	39.644	240.5	33:10.223
11	1:56.524	37.852	39.644	39.028	233.3	35:06.747
12	1:57.588	39.749	38.717	39.122	241.1	37:04.335
13	1:55.241	37.427	38.452	39.362	238.9	38:59.576
14	1:55.283	37.535	38.446	39.302	239.5	40:54.859
15	1:56.144	37.562	39.250	39.332	238.9	42:51.003
16	1:55.219	37.606	38.445	39.168	238.4	44:46.222
17	2:03.599 B	37.664	39.244	46.691	240.5	46:49.821
18	28:18.355	...	42.507	40.526	143.2	1:15:08.176
19	1:57.660	38.361	39.250	40.049	229.9	1:17:05.836
20	1:57.762	38.025	39.367	40.370	235.3	1:19:03.598
21	1:57.514	38.050	39.221	40.243	237.9	1:21:01.112
22	1:56.892	37.888	39.442	39.562	235.8	1:22:58.004
23	1:58.973	37.731	38.954	42.288	237.4	1:24:56.977
24	1:56.770	38.160	39.177	39.433	234.8	1:26:53.747
25	1:56.413	37.843	38.997	39.573	236.9	1:28:50.160
26	1:56.148	37.513	38.932	39.703	236.3	1:30:46.308
27	1:55.761	37.563	38.794	39.404	237.9	1:32:42.069
28	2:05.197 B	37.583	39.318	48.296	236.9	1:34:47.266
29	8:31.988 B	6:37.991	51.513	1:02.484	122.2	1:43:19.254
30	9:25.085	7:54.946	48.216	41.923	131.1	1:52:44.339
31	1:58.497	38.549	39.682	40.266	232.3	1:54:42.836
32	1:56.218	37.842	38.895	39.481	237.4	1:56:39.054
33	1:56.169	37.786	38.624	39.759	237.9	1:58:35.223
34	1:56.306	37.580	38.876	39.850	238.4	2:00:31.529
35	1:55.584	37.493	38.845	39.246	237.9	2:02:27.113
36	1:55.521	37.321	38.732	39.468	238.4	2:04:22.634
37	2:03.975 B	37.590	38.683	47.702	238.4	2:06:26.609

004 **COLLE**

R-ACE GP — Renault FR 2.0

Lap	Time	Sector 1	Sector 2	Sector 3	T. Spd	Elapsed
1	8:05.502	6:46.017	39.941	39.544	145.9	8:05.502
2	1:53.992	38.457	37.679	37.856	246.0	9:59.494
3	1:52.452	36.527	38.079	37.846	250.5	11:51.946
4	1:51.507	36.286	37.651	37.570	249.4	13:43.453
5	1:50.755	36.205	37.108	37.442	248.2	15:34.208
6	2:10.324 B	36.193	39.752	54.379	249.9	17:44.532
7	6:49.671	5:31.941	39.201	38.529	176.5	24:34.203
8	1:51.128	36.427	37.082	37.619	247.1	26:25.331
9	1:52.129	36.267	36.924	38.938	248.8	28:17.460
10	1:50.911	36.388	37.028	37.495	248.2	30:08.371
11	1:50.622	36.192	37.081	37.349	251.7	31:58.993

Monza Eni Circuit

KATEYAMA

PROFESSIONALTRACKDAYS

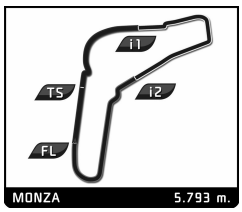

Professional Track Days
Monza, 14-15/11/2018
Free Practice 4

Analysis

Personal Best | Session Best | **B** Crossing the finish line in pit lane

Lap	Time	Sector 1	Sector 2	Sector 3	T. Spd	Elapsed
12	1:51.345	36.151	37.655	37.539	251.7	33:50.338
13	1:50.602	36.110	36.947	37.545	249.4	35:40.940
14	1:50.437	36.228	36.869	37.340	250.5	37:31.377
15	1:50.936	36.022	37.512	37.402	249.4	39:22.313
16	1:50.324	36.038	36.831	37.455	251.1	41:12.637
17	1:50.984	36.057	36.643	38.284	251.1	43:03.621
18	1:50.147	36.034	36.803	37.310	248.8	44:53.768
19	1:50.207	36.061	36.719	37.427	249.4	46:43.975
20	1:50.536	36.244	36.912	37.380	249.9	48:34.511
21	1:50.059	36.060	36.684	37.315	249.4	50:24.570
22	1:57.443 **B**	36.154	36.779	44.510	248.8	52:22.013
23	45:04.063	...	42.252	39.468	134.9	1:37:26.076
24	1:52.113	37.021	37.544	37.548	241.6	1:39:18.189
25	1:51.291	36.055	36.806	38.430	249.4	1:41:09.480
26	2:10.003 **B**	36.262	36.894	56.847	249.9	1:43:19.483
27	10:23.927 **B**	9:02.240	38.126	43.561	170.1	1:53:43.410
28	5:54.130	4:38.952	37.750	37.428	165.7	1:59:37.540
29	1:55.678 **B**	36.441	36.907	42.330	248.8	2:01:33.218
30	36:00.431 **B**	...	38.392	42.903	185.2	2:37:33.649
31	3:54.157	2:27.134	47.184	39.839	136.4	2:41:27.806
32	2:25.068	58.354	47.956	38.758	222.3	2:43:52.874
33	1:50.090	36.251	36.769	37.070	247.7	2:45:42.964
34	1:49.696	36.157	36.532	37.007	248.2	2:47:32.660
35	1:49.455	36.150	36.386	36.919	249.4	2:49:22.115
36	1:49.418	36.054	36.501	36.863	249.4	2:51:11.533
37	1:49.561	35.943	36.658	36.960	251.1	2:53:01.094
38	1:50.071	35.934	37.070	37.067	251.7	2:54:51.165
39	1:53.184	36.487	37.893	38.804	248.8	2:56:44.349
40	2:01.527 **B**	35.988	36.626	48.913	249.9	2:58:45.876

04 MUECKE 2
MUECKE MOTORSPORT — Tatuus F4

Lap	Time	Sector 1	Sector 2	Sector 3	T. Spd	Elapsed
1	3:45.464	2:11.010	47.927	46.527	158.0	3:45.464
2	2:06.169	44.410	41.508	40.251	176.2	5:51.633
3	1:59.563	38.290	41.556	39.717	235.3	7:51.196
4	2:02.186	40.301	39.562	42.323	236.3	9:53.382
5	2:12.645	47.316	45.842	39.487	218.3	12:06.027
6	1:55.582	37.791	38.529	39.262	236.9	14:01.609
7	1:56.450	37.997	39.183	39.270	238.9	15:58.059
8	2:12.098 **B**	39.020	40.334	52.744	182.1	18:10.157
9	10:40.336	9:16.030	42.660	41.646	166.7	28:50.493
10	1:59.772	40.044	39.452	40.276	228.4	30:50.265
11	1:56.011	37.636	38.583	39.792	238.9	32:46.276
12	1:55.060	37.622	38.364	39.074	237.9	34:41.336
13	1:55.285	37.715	38.430	39.140	236.3	36:36.621
14	1:55.393	37.598	38.552	39.243	236.3	38:32.014
15	1:55.147	37.726	38.365	39.056	236.3	40:27.161
16	1:55.216	37.724	38.317	39.175	236.9	42:22.377
17	2:10.112 **B**	42.107	39.236	48.769	234.8	44:32.489
18	18:08.590	...	46.104	47.632	108.7	1:02:41.079
19	2:01.020	39.808	41.419	39.793	210.7	1:04:42.099
20	1:58.290	40.074	39.003	39.213	235.3	1:06:40.389
21	1:54.968	37.531	38.230	39.207	237.4	1:08:35.357
22	1:55.113	37.511	38.319	39.283	237.4	1:10:30.470
23	2:03.603	38.913	45.279	39.411	235.3	1:12:34.073
24	1:55.023	37.534	38.388	39.101	237.4	1:14:29.096
25	1:58.295	40.231	38.763	39.301	237.4	1:16:27.391
26	1:55.358	37.715	38.365	39.278	235.8	1:18:22.749
27	2:05.963 **B**	38.115	39.635	48.213	234.8	1:20:28.712
28	32:19.769	...	45.041	43.871	135.1	1:52:48.481
29	2:09.152	41.148	44.791	43.213	207.1	1:54:57.633
30	2:13.545	42.266	48.217	43.062	194.1	1:57:11.178
31	1:56.768	38.414	38.847	39.507	236.9	1:59:07.946
32	2:00.467	37.557	43.306	39.604	237.9	2:01:08.413
33	1:55.301	37.601	38.564	39.136	237.4	2:03:03.714
34	1:56.248	37.597	39.595	39.056	237.4	2:04:59.962
35	1:55.073	37.552	38.402	39.119	237.9	2:06:55.035
36	1:56.777	38.810	38.834	39.133	237.9	2:08:51.812
37	1:54.788	37.387	38.226	39.175	238.9	2:10:46.600
38	1:56.006	37.794	39.131	39.081	237.9	2:12:42.606
39	2:00.407	40.295	39.840	40.272	238.4	2:14:43.013
40	2:12.466 **B**	40.405	40.481	51.580	237.4	2:16:55.479
41	21:13.391	...	45.305	41.895	145.7	2:38:08.870
42	1:58.023	38.590	39.267	40.166	221.4	2:40:06.893
43	1:55.659	37.895	38.527	39.237	239.5	2:42:02.552
44	1:57.480	38.516	39.670	39.294	238.9	2:44:00.032
45	1:54.588	37.329	38.223	39.036	239.5	2:45:54.620
46	1:56.128	38.903	38.347	38.878	184.0	2:47:50.748
47	1:54.464	37.443	38.164	38.857	238.4	2:49:45.212
48	1:55.879	37.455	39.343	39.081	237.4	2:51:41.091
49	2:06.209 **B**	37.915	39.432	48.862	227.4	2:53:47.300

6 Vincent IOGNA
FORMULA MOTORSPORT — Renault FR 2.0

Lap	Time	Sector 1	Sector 2	Sector 3	T. Spd	Elapsed
1	59:03.134	...	43.036	41.812	194.5	59:03.134
2	2:01.157	41.473	39.643	40.041	243.8	1:01:04.291
3	1:54.087	37.129	38.248	38.710	247.1	1:02:58.378
4	1:53.611	36.941	38.092	38.578	249.4	1:04:51.989
5	1:53.755	36.798	38.106	38.851	249.4	1:06:45.744
6	1:53.749	36.886	38.210	38.653	247.1	1:08:39.493
7	1:53.676	36.900	38.312	38.464	247.7	1:10:33.169
8	1:57.125	39.937	38.655	38.533	248.8	1:12:30.294
9	1:53.997	36.859	38.521	38.617	248.2	1:14:24.291
10	1:54.352	37.149	38.499	38.704	247.7	1:16:18.643
11	1:53.269	36.686	38.164	38.419	247.1	1:18:11.912
12	2:12.755 **B**	37.931	45.370	49.454	247.1	1:20:24.667
13	43:14.714	...	44.978	42.993	144.4	2:03:39.381
14	1:58.010	38.145	40.363	39.502	243.8	2:05:37.391
15	1:55.026	37.228	38.917	38.881	247.1	2:07:32.417
16	1:56.228	39.289	38.121	38.818	247.7	2:09:28.645
17	1:53.494	36.713	38.237	38.544	248.2	2:11:22.139
18	1:53.339	36.785	38.173	38.381	249.4	2:13:15.478
19	1:54.017	36.714	37.871	39.432	249.9	2:15:09.495
20	1:53.088	36.813	37.953	38.322	247.7	2:17:02.583
21	1:53.367	36.901	38.139	38.327	247.7	2:18:55.950
22	1:53.119	36.757	37.730	38.632	247.7	2:20:49.069
23	13:36.228 **B**				247.1	2:34:25.297

09 Stephen FITZPATRICK
TEAM FOX RACING — Dallara F3

Lap	Time	Sector 1	Sector 2	Sector 3	T. Spd	Elapsed
1	3:26.149	1:59.439	41.227	45.483	195.9	3:26.149
2	1:57.798	38.182	40.029	39.587	237.4	5:23.947
3	1:56.048	37.628	39.016	39.404	237.4	7:19.995
4	1:55.837	37.404	38.785	39.648	238.4	9:15.832
5	1:54.815	37.226	38.669	38.920	238.9	11:10.647

Monza Eni Circuit

KATEYAMA

PROFESSIONALTRACKDAYS

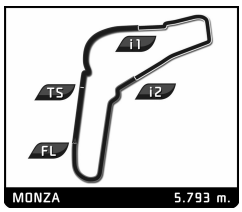

Professional Track Days
Monza, 14-15/11/2018
Free Practice 4

Analysis

Personal Best | Session Best | **B** Crossing the finish line in pit lane

Lap	Time	Sector 1	Sector 2	Sector 3	T. Spd	Elapsed
6	1:54.986	37.194	38.945	38.847	240.5	13:05.633
7	1:54.529	37.086	38.941	38.502	238.4	15:00.162
8	2:14.836 **B**	37.343	44.712	52.781	238.9	17:14.998
9	8:32.461	7:13.122	40.154	39.185	182.7	25:47.459
10	1:55.121	37.719	38.794	38.608	240.0	27:42.580
11	1:54.631	37.239	39.268	38.124	242.1	29:37.211
12	1:53.599	36.941	38.398	38.260	244.3	31:30.810
13	1:58.667	37.892	42.149	38.626	241.1	33:29.477
14	1:53.760	36.993	38.485	38.282	241.6	35:23.237
15	2:03.607 **B**	37.672	38.827	47.108	217.4	37:26.844
16	34:31.412	...	39.982	39.326	194.1	1:11:58.256
17	1:57.315	40.778	38.500	38.037	242.7	1:13:55.571
18	1:54.229	37.439	38.715	38.075	241.6	1:15:49.800
19	1:53.435	37.194	38.080	38.161	242.1	1:17:43.235
20	1:58.915	38.101	42.124	38.690	242.1	1:19:42.150
21	1:53.523	37.183	38.063	38.277	241.1	1:21:35.673
22	1:57.352	37.094	38.652	41.606	242.7	1:23:33.025
23	1:54.605	37.381	38.489	38.735	241.6	1:25:27.630
24	1:53.868	37.471	38.232	38.165	241.6	1:27:21.498
25	1:54.363	37.177	39.220	37.966	241.6	1:29:15.861
26	1:54.586	37.163	38.112	39.311	241.1	1:31:10.447
27	1:55.270	37.141	39.631	38.498	238.9	1:33:05.717
28	1:54.034	36.900	38.405	38.729	240.5	1:34:59.751
29	1:53.582	37.184	38.161	38.237	242.7	1:36:53.333
30	2:03.197 **B**	37.073	38.718	47.406	240.5	1:38:56.530
31	13:54.025	...	44.867	43.139	155.8	1:52:50.555
32	2:03.172	43.062	40.175	39.935	176.5	1:54:53.727
33	1:56.841	37.802	40.212	38.827	227.4	1:56:50.568
34	1:54.708	37.219	38.930	38.559	242.7	1:58:45.276
35	1:55.110	37.080	39.343	38.687	240.5	2:00:40.386
36	1:55.396	37.057	39.593	38.746	240.5	2:02:35.782
37	1:54.698	37.069	38.272	39.357	240.5	2:04:30.480
38	2:06.070 **B**	37.291	38.570	50.209	240.0	2:06:36.550

9 BHAITECH 1

BHAITECH — Tatuus F4

1	12:39.919	...	42.264	41.354	176.5	12:39.919
2	1:57.075	38.415	39.070	39.590	233.3	14:36.994
3	2:54.687 **B**	57.666	54.631	1:02.390	233.8	17:31.681
4	10:03.365	8:42.575	40.385	40.405	190.1	27:35.046
5	1:59.622	38.479	40.978	40.165	232.8	29:34.668
6	1:56.109	38.003	38.695	39.411	235.8	31:30.777
7	1:56.467	38.796	38.489	39.182	241.6	33:27.244
8	1:55.445	37.776	38.335	39.334	235.8	35:22.689
9	1:55.103	37.809	38.157	39.137	235.8	37:17.792
10	1:54.952	37.636	38.293	39.023	236.3	39:12.744
11	1:55.058	37.518	38.474	39.066	240.5	41:07.802
12	1:58.800	37.719	38.425	42.656	236.3	43:06.602
13	2:12.848 **B**	37.736	45.528	49.584	237.9	45:19.450
14	14:16.383	...	43.271	41.294	185.8	59:35.833
15	1:58.432	38.834	39.672	39.926	231.8	1:01:34.265
16	1:55.533	37.901	38.496	39.136	234.8	1:03:29.798
17	1:54.975	37.701	38.320	38.954	234.8	1:05:24.773
18	1:55.127	37.804	38.403	38.920	234.3	1:07:19.900
19	1:54.770	37.805	38.157	38.808	235.3	1:09:14.670
20	1:54.581	37.628	38.134	38.819	233.8	1:11:09.251
21	2:08.886	41.395	47.618	39.873	234.8	1:13:18.137
22	1:54.987	37.696	38.328	38.963	236.9	1:15:13.124
23	1:55.009	37.604	38.464	38.941	237.4	1:17:08.133
24	1:54.976	37.639	38.052	39.285	236.9	1:19:03.109
25	2:12.814 **B**	45.069	42.007	45.738	233.8	1:21:15.923
26	8:15.414	6:50.834	43.741	40.839	168.0	1:29:31.337
27	2:07.623	38.871	48.247	40.505	231.8	1:31:38.960
28	1:55.274	37.730	38.429	39.115	236.3	1:33:34.234
29	2:02.027	44.071	38.825	39.131	235.8	1:35:36.261
30	1:54.542	37.609	38.069	38.864	236.3	1:37:30.803
31	1:54.104	37.531	37.940	38.633	237.4	1:39:24.907
32	1:54.493	37.737	38.142	38.614	235.3	1:41:19.400
33	2:04.636 **B**	37.729	38.070	48.837	235.8	1:43:24.036
34	11:36.544	...	43.341	40.482	189.1	1:55:00.580
35	1:54.852	37.977	38.104	38.771	237.4	1:56:55.432
36	1:54.049	37.556	37.879	38.614	240.5	1:58:49.481
37	1:54.487	37.421	38.118	38.948	239.5	2:00:43.968
38	1:54.705	37.645	38.309	38.751	236.3	2:02:38.673
39	1:54.478	37.593	38.015	38.870	237.4	2:04:33.151
40	1:57.497	37.787	38.030	41.680	237.4	2:06:30.648
41	1:54.806	37.634	38.336	38.836	236.3	2:08:25.454
42	2:05.395 **B**	40.270	39.061	46.064	235.8	2:10:30.849
43	28:13.698	...	44.608	41.617	180.6	2:38:44.547
44	1:58.625	38.936	39.674	40.015	231.8	2:40:43.172
45	1:58.050	39.714	39.103	39.233	235.3	2:42:41.222
46	1:55.307	37.812	38.474	39.021	235.3	2:44:36.529
47	1:54.963	37.804	38.285	38.874	234.8	2:46:31.492
48	1:54.713	37.768	38.099	38.846	235.3	2:48:26.205
49	1:55.259	38.100	38.189	38.970	234.3	2:50:21.464
50	1:54.694	37.631	38.093	38.970	235.8	2:52:16.158
51	1:54.498	37.704	37.938	38.856	235.8	2:54:10.656
52	2:14.785 **B**	47.208	41.745	45.832	235.3	2:56:25.441

10 BHAITECH 2

BHAITECH — Tatuus F4

1	9:05.921	7:36.201	46.189	43.531	111.1	9:05.921
2	2:02.452	39.686	41.507	41.259	221.4	11:08.373
3	1:58.845	38.624	39.880	40.341	233.8	13:07.218
4	2:00.064	37.976	41.932	40.156	237.4	15:07.282
5	2:13.413 **B**	38.042	39.402	55.969	236.9	17:20.695
6	8:38.140	7:15.670	41.362	41.108	156.4	25:58.835
7	2:01.609	38.841	41.989	40.779	234.3	28:00.444
8	1:58.152	38.463	39.592	40.097	236.3	29:58.596
9	1:57.238	37.906	39.359	39.973	240.0	31:55.834
10	1:57.859	38.175	40.055	39.629	237.4	33:53.693
11	1:59.670	40.044	39.874	39.752	236.3	35:53.363
12	1:56.954	38.190	39.189	39.575	236.3	37:50.317
13	1:56.173	37.770	38.858	39.545	237.4	39:46.490
14	1:57.037	37.942	39.382	39.713	236.9	41:43.527
15	1:56.214	37.767	38.988	39.459	236.3	43:39.741
16	1:55.926	37.693	38.632	39.601	235.8	45:35.667
17	1:56.655	37.789	38.733	40.133	234.3	47:32.322
18	1:56.892	37.910	39.209	39.773	235.8	49:29.214
19	2:23.616 **B**	38.051	45.359	1:00.206	235.3	51:52.830
20	41:17.655	...	43.578	42.431	172.6	1:33:10.485
21	2:00.492	39.214	40.498	40.780	232.3	1:35:10.977
22	1:58.414	38.405	39.831	40.178	233.8	1:37:09.391
23	1:57.115	38.005	39.299	39.811	235.8	1:39:06.506
24	1:57.292	38.389	39.093	39.810	236.9	1:41:03.798
25	2:18.870 **B**	38.380	39.867	1:00.623	234.8	1:43:22.668

Monza Eni Circuit

KATEYAMA

PROFESSIONALTRACKDAYS

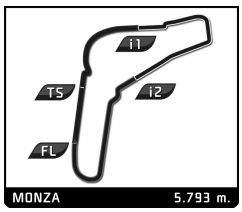

Professional Track Days
Monza, 14-15/11/2018
Free Practice 4

Analysis

Personal Best | Session Best | **B** Crossing the finish line in pit lane

Lap	Time	Sector 1	Sector 2	Sector 3	T. Spd	Elapsed
26	9:29.587	8:06.535	41.991	41.061	180.0	1:52:52.255
27	1:59.482	39.013	40.267	40.202	235.8	1:54:51.737
28	1:57.073	38.013	39.110	39.950	234.8	1:56:48.810
29	1:59.534	37.953	41.387	40.194	234.8	1:58:48.344
30	1:58.818	38.638	40.169	40.011	235.3	2:00:47.162
31	1:56.739	37.724	39.236	39.779	237.4	2:02:43.901
32	1:56.648	37.820	39.107	39.721	236.3	2:04:40.549
33	2:11.423 **B**	41.459	40.786	49.178	236.3	2:06:51.972
34	12:47.996	...	46.239	44.203	96.4	2:19:39.968
35	2:05.404	39.625	43.338	42.441	226.5	2:21:45.372
36	2:21.277 **B**	40.828	44.445	56.004	217.0	2:24:06.649
37	14:05.548	...	46.058	43.783	152.1	2:38:12.197
38	2:03.648	40.074	42.541	41.033	235.8	2:40:15.845
39	1:59.843	38.199	39.856	41.788	237.9	2:42:15.688
40	1:59.242	38.520	39.805	40.917	235.8	2:44:14.930
41	1:59.517	38.211	41.250	40.056	235.3	2:46:14.447
42	1:57.712	38.158	39.593	39.961	238.4	2:48:12.159
43	1:57.309	38.131	39.278	39.900	235.3	2:50:09.468
44	1:56.877	38.008	39.189	39.680	234.8	2:52:06.345
45	1:56.982	37.885	39.299	39.798	237.9	2:54:03.327
46	1:57.078	37.963	39.318	39.797	234.8	2:56:00.405
47	2:07.702 **B**	37.963	39.323	50.416	235.3	2:58:08.107

11 Filip HON
SPORTS PROMOTION — Renault FR 2.0

Lap	Time	Sector 1	Sector 2	Sector 3	T. Spd	Elapsed
1	5:50.137	4:19.791	45.400	44.946	129.4	5:50.137
2	2:04.033	38.740	43.173	42.120	229.9	7:54.170
3	2:01.028	38.628	41.165	41.235	227.0	9:55.198
4	2:03.808	38.270	44.253	41.285	235.8	11:59.006
5	2:01.686	39.214	41.688	40.784	232.3	14:00.692
6	2:00.170	37.900	41.462	40.808	231.3	16:00.862
7	2:20.657 **B**	38.116	40.925	1:01.616	230.8	18:21.519
8	6:54.490	5:32.322	40.667	41.501	178.8	25:16.009
9	1:59.509	38.683	40.317	40.509	211.9	27:15.518
10	1:58.001	37.689	40.122	40.190	238.9	29:13.519
11	1:58.704	37.817	40.593	40.294	237.4	31:12.223
12	1:56.989	37.495	39.520	39.974	238.4	33:09.212
13	1:59.241	37.372	41.459	40.410	238.4	35:08.453
14	1:59.293	38.457	40.934	39.902	239.5	37:07.746
15	1:57.898	37.534	40.256	40.108	235.3	39:05.644
16	1:57.330	37.437	39.603	40.290	237.4	41:02.974
17	2:07.161 **B**	37.689	40.062	49.410	238.9	43:10.135
18	16:31.190	...	41.723	41.570	185.5	59:41.325
19	1:57.881	37.933	39.910	40.038	238.9	1:01:39.206
20	1:57.720	38.076	39.492	40.152	239.5	1:03:36.926
21	1:57.603	37.463	39.998	40.142	237.4	1:05:34.529
22	1:57.043	37.363	39.601	40.079	236.9	1:07:31.572
23	1:58.491	37.535	40.413	40.543	237.9	1:09:30.063
24	1:56.617	37.404	39.581	39.632	240.0	1:11:26.680
25	1:56.417	37.580	39.325	39.512	239.5	1:13:23.097
26	1:56.428	37.437	39.540	39.451	238.9	1:15:19.525
27	1:56.622	37.473	39.360	39.789	238.9	1:17:16.147
28	2:09.947 **B**	37.758	42.625	49.564	239.5	1:19:26.094

014 Sebastien PAGE
FORMULA MOTORSPORT — Renault FR 2.0

Lap	Time	Sector 1	Sector 2	Sector 3	T. Spd	Elapsed
1	25:27.366	...	42.702	40.993	193.8	25:27.366
2	1:56.130	37.826	39.218	39.086	244.3	27:23.496
3	1:55.834	37.937	38.727	39.170	246.0	29:19.330
4	1:55.532	37.041	39.151	39.340	248.8	31:14.862
5	1:55.249	37.475	38.235	39.539	241.1	33:10.111
6	1:55.334	37.224	39.245	38.865	246.5	35:05.445
7	1:54.006	37.026	38.042	38.938	246.5	36:59.451
8	1:53.508	36.860	38.081	38.567	246.0	38:52.959
9	1:53.707	36.952	38.141	38.614	247.1	40:46.666
10	1:53.758	37.035	38.082	38.641	246.5	42:40.424
11	1:53.995	37.071	38.328	38.596	246.5	44:34.419
12	1:53.413	36.819	37.984	38.610	246.0	46:27.832
13	1:53.570	36.917	37.969	38.684	244.9	48:21.402
14	1:53.580	36.966	37.983	38.631	244.3	50:14.982
15	6:48.879 **B**				244.9	57:03.861
16	26:58.757	...	40.400	40.290	193.8	1:24:02.618
17	1:55.306	37.437	38.670	39.199	242.1	1:25:57.924
18	1:54.269	37.055	38.397	38.817	244.3	1:27:52.193
19	1:54.424	37.090	38.412	38.922	244.9	1:29:46.617
20	1:54.174	36.864	38.678	38.632	246.0	1:31:40.791
21	1:53.912	36.757	38.435	38.720	247.7	1:33:34.703
22	1:53.699	36.761	38.323	38.615	247.1	1:35:28.402
23	1:54.777	36.908	39.267	38.602	244.9	1:37:23.179
24	1:53.981	36.890	38.217	38.874	244.9	1:39:17.160
25	2:04.021 **B**	36.966	39.086	47.969	244.9	1:41:21.181
26	20:28.025	...	41.058	40.071	166.0	2:01:49.206
27	1:56.437	37.484	39.491	39.462	246.0	2:03:45.643
28	1:54.867	37.125	38.774	38.968	243.8	2:05:40.510
29	1:54.452	36.867	38.483	39.102	246.0	2:07:34.962
30	1:54.748	36.980	38.866	38.902	245.4	2:09:29.710
31	1:53.999	36.906	38.298	38.795	246.5	2:11:23.709
32	1:53.793	36.849	38.311	38.633	246.5	2:13:17.502
33	1:53.648	36.745	37.994	38.909	246.5	2:15:11.150
34	2:05.043 **B**	36.759	41.002	47.282	246.5	2:17:16.193
35	25:41.322	...	40.166	39.840	173.1	2:42:57.515
36	1:55.227	37.252	38.765	39.210	244.3	2:44:52.742
37	1:54.305	37.112	38.136	39.057	244.3	2:46:47.047
38	1:54.093	36.875	38.258	38.960	244.9	2:48:41.140
39	1:55.622	37.253	38.362	40.007	245.4	2:50:36.762
40	1:53.608	36.763	38.190	38.655	246.5	2:52:30.370
41	1:54.334	37.033	38.269	39.032	246.0	2:54:24.704
42	1:55.093	36.985	38.320	39.788	243.8	2:56:19.797
43	1:54.025	36.996	38.301	38.728	242.7	2:58:13.822
44	2:05.673 **B**	37.153	38.907	49.613	243.8	3:00:19.495

14 BHAITECH 3
BHAITECH — Tatuus F4

Lap	Time	Sector 1	Sector 2	Sector 3	T. Spd	Elapsed
1	7:26.782	5:54.739	46.590	45.453	160.8	7:26.782
2	2:01.206	39.123	41.028	41.055	229.9	9:27.988
3	1:58.484	38.422	39.866	40.196	232.3	11:26.472
4	1:57.533	38.344	38.972	40.217	234.3	13:24.005
5	1:57.393	38.153	39.346	39.894	220.5	15:21.398
6	2:19.738 **B**	37.801	39.747	1:02.190	235.3	17:41.136
7	7:47.239	6:26.430	40.448	40.361	178.2	25:28.375
8	1:59.934	38.297	41.209	40.428	222.8	27:28.309
9	1:56.699	37.969	39.157	39.573	235.8	29:25.008
10	1:56.177	37.795	38.883	39.499	237.4	31:21.185
11	1:56.701	38.144	39.005	39.552	236.3	33:17.886
12	1:56.196	37.829	38.749	39.618	235.8	35:14.082

Monza Eni Circuit

KATEYAMA

PROFESSIONALTRACKDAYS

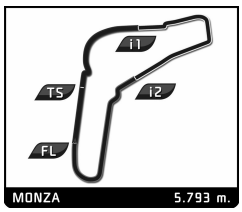

Professional Track Days
Monza, 14-15/11/2018
Free Practice 4

Analysis

Personal Best | Session Best | **B** Crossing the finish line in pit lane

Lap	Time	Sector 1	Sector 2	Sector 3	T. Spd	Elapsed
13	2:01.354	39.816	41.511	40.027	235.3	37:15.436
14	1:56.621	38.171	38.807	39.643	237.9	39:12.057
15	1:57.077	39.054	38.740	39.283	237.4	41:09.134
16	1:55.670	37.722	38.437	39.511	238.4	43:04.804
17	1:55.927	37.701	38.647	39.579	236.9	45:00.731
18	1:56.004	37.781	38.702	39.521	234.8	46:56.735
19	1:56.261	38.182	38.731	39.348	234.3	48:52.996
20	1:55.507	37.698	38.618	39.191	234.3	50:48.503
21	2:21.916 **B**	39.194	46.067	56.655	233.8	53:10.419
22	49:45.917 **B**	...	50.572	59.793	145.3	1:42:56.336
23	9:51.989	8:24.823	44.611	42.555	128.5	1:52:48.325
24	2:04.458	43.549	40.569	40.340	231.3	1:54:52.783
25	2:01.565	38.487	42.789	40.289	220.1	1:56:54.348
26	2:00.050	40.963	39.484	39.603	236.9	1:58:54.398
27	1:57.003	38.028	39.191	39.784	236.9	2:00:51.401
28	1:59.340	37.878	41.601	39.861	236.9	2:02:50.741
29	1:58.147	37.733	40.823	39.591	237.4	2:04:48.888
30	1:58.417	39.389	39.269	39.759	235.8	2:06:47.305
31	1:55.842	37.727	38.671	39.444	234.8	2:08:43.147
32	1:55.527	37.632	38.682	39.213	235.3	2:10:38.674
33	1:55.442	37.509	38.755	39.178	235.3	2:12:34.116
34	1:55.840	37.968	38.642	39.230	234.8	2:14:29.956
35	2:13.551 **B**	44.931	40.421	48.199	235.8	2:16:43.507
36	20:57.467	...	41.295	40.996	177.6	2:37:40.974
37	1:58.147	38.296	39.631	40.220	233.3	2:39:39.121
38	1:57.100	38.089	39.029	39.982	234.8	2:41:36.221
39	1:58.339	38.128	39.888	40.323	234.8	2:43:34.560
40	1:56.784	37.989	39.110	39.685	234.3	2:45:31.344
41	1:57.051	38.030	39.136	39.885	233.8	2:47:28.395
42	1:56.530	38.017	38.796	39.717	233.8	2:49:24.925
43	1:55.770	37.746	38.593	39.431	234.8	2:51:20.695
44	1:56.289	37.906	38.777	39.606	234.3	2:53:16.984
45	1:56.210	37.810	38.636	39.764	235.3	2:55:13.194
46	1:56.428	37.658	38.911	39.859	236.9	2:57:09.622
47	2:35.995 **B**	44.049	46.367	1:05.579	163.5	2:59:45.617

15 BHAITECH 4
BHAITECH — Tatuus F4

1	14:26.682	...	45.114	44.549	174.8	14:26.682
2	2:07.855 **B**	40.988	40.401	46.466	194.8	16:34.537
3	10:00.029	8:38.771	40.981	40.277	137.8	26:34.566
4	1:57.004	38.173	39.325	39.506	235.8	28:31.570
5	1:56.991	37.955	39.422	39.614	236.9	30:28.561
6	1:55.310	37.460	38.811	39.039	238.9	32:23.871
7	1:54.569	37.368	38.319	38.882	242.7	34:18.440
8	1:55.812	37.579	39.281	38.952	237.4	36:14.252
9	1:55.110	37.421	38.257	39.432	241.1	38:09.362
10	1:57.123	37.475	39.912	39.736	239.5	40:06.485
11	1:54.887	37.583	38.440	38.864	237.9	42:01.372
12	1:54.644	37.588	38.207	38.849	237.9	43:56.016
13	1:54.634	37.580	38.245	38.809	237.9	45:50.650
14	1:58.037	38.374	39.017	40.646	230.3	47:48.687
15	1:54.575	37.544	38.296	38.735	236.9	49:43.262
16	2:06.796 **B**	37.394	37.985	51.417	237.9	51:50.058
17	12:14.549	...	45.104	44.389	181.2	1:04:04.607
18	2:02.571	40.474	41.077	41.020	214.4	1:06:07.178
19	1:56.675	38.109	39.331	39.235	236.3	1:08:03.853
20	1:54.764	37.622	38.400	38.742	236.9	1:09:58.617
21	1:55.945	37.848	39.169	38.928	239.5	1:11:54.562
22	1:54.791	37.658	38.301	38.832	236.3	1:13:49.353
23	1:54.817	37.588	38.406	38.823	235.8	1:15:44.170
24	1:54.223	37.406	38.132	38.685	237.4	1:17:38.393
25	1:54.169	37.364	38.146	38.659	235.8	1:19:32.562
26	1:54.228	37.391	38.105	38.732	236.3	1:21:26.790
27	1:54.307	37.468	38.148	38.691	236.9	1:23:21.097
28	2:01.841 **B**	37.573	38.437	45.831	236.9	1:25:22.938
29	28:56.034	...	42.329	41.749	189.1	1:54:18.972
30	1:55.978	37.944	38.876	39.158	234.3	1:56:14.950
31	1:55.051	37.790	38.361	38.900	235.3	1:58:10.001
32	1:55.184	37.789	38.403	38.992	236.3	2:00:05.185
33	1:54.559	37.582	38.157	38.820	236.3	2:01:59.744
34	1:54.325	37.572	38.031	38.722	235.8	2:03:54.069
35	1:54.453	37.467	38.212	38.774	236.9	2:05:48.522
36	1:55.461	37.482	38.172	39.807	237.9	2:07:43.983
37	2:02.181 **B**	37.573	38.279	46.329	236.3	2:09:46.164
38	10:26.119	8:54.231	46.062	45.826	173.4	2:20:12.283
39	2:12.377 **B**	40.431	41.659	50.287	212.3	2:22:24.660
40	15:12.387	...	40.965	40.720	187.8	2:37:37.047
41	1:56.904	38.167	39.246	39.491	236.9	2:39:33.951
42	1:55.450	37.754	38.667	39.029	236.9	2:41:29.401
43	1:55.362	37.836	38.504	39.022	238.4	2:43:24.763
44	1:54.769	37.673	38.276	38.820	237.4	2:45:19.532
45	1:54.870	37.654	38.477	38.739	237.4	2:47:14.402
46	1:54.800	37.622	38.211	38.967	236.3	2:49:09.202
47	1:54.815	37.637	38.408	38.770	236.9	2:51:04.017
48	1:54.572	37.649	38.313	38.610	236.3	2:52:58.589
49	1:54.572	37.398	38.361	38.813	237.4	2:54:53.161
50	2:01.452	41.830	40.109	39.513	237.9	2:56:54.613
51	2:07.306 **B**	37.803	38.720	50.783	236.3	2:59:01.919

23 Lucas ALECCO ROY
VAN AMERSFOORT RACING — Tatuus F4

1	15:27.457	...	45.724	43.737	168.0	15:27.457
2	2:18.077 **B**	40.696	41.818	55.563	202.5	17:45.534
3	7:57.183	6:35.938	40.605	40.640	179.7	25:42.717
4	1:55.033	37.661	38.146	39.226	233.8	27:37.750
5	1:54.751	37.743	38.184	38.824	237.9	29:32.501
6	1:56.687	39.507	38.314	38.866	237.9	31:29.188
7	1:55.887	37.537	37.936	40.414	237.4	33:25.075
8	1:54.160	37.483	37.830	38.847	236.9	35:19.235
9	1:54.741	37.468	38.395	38.878	237.4	37:13.976
10	1:53.811	37.405	37.833	38.573	236.9	39:07.787
11	2:25.101 **B**	37.492	58.542	49.067	238.4	41:32.888
12	39:33.210	...	44.314	44.513	156.2	1:21:06.098
13	2:03.631	40.656	41.989	40.986	195.9	1:23:09.729
14	1:58.838	37.734	42.010	39.094	236.3	1:25:08.567
15	1:54.481	37.579	38.004	38.898	237.4	1:27:03.048
16	1:55.638	38.313	38.280	39.045	236.3	1:28:58.686
17	1:54.329	37.580	38.041	38.708	237.4	1:30:53.015
18	1:54.039	37.565	37.832	38.642	236.9	1:32:47.054
19	1:54.101	37.530	37.891	38.680	236.9	1:34:41.155
20	1:54.134	37.574	37.867	38.693	235.3	1:36:35.289
21	1:55.507	37.885	38.766	38.856	236.3	1:38:30.796
22	1:53.895	37.262	37.961	38.672	240.0	1:40:24.691
23	2:03.658 **B**	37.400	39.305	46.953	239.5	1:42:28.349
24	21:46.039	...	45.475	43.226	155.3	2:04:14.388

MONZA
Monza Eni Circuit
ACI

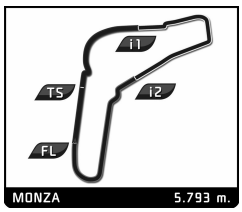

Professional Track Days
Monza, 14-15/11/2018
Free Practice 4

Analysis

Personal Best | Session Best | **B** Crossing the finish line in pit lane

Lap	Time	Sector 1	Sector 2	Sector 3	T. Spd	Elapsed
25	2:08.018	43.112	42.714	42.192	210.7	2:06:22.406
26	1:56.063	38.054	38.885	39.124	230.8	2:08:18.469
27	1:54.658	37.639	38.155	38.864	236.9	2:10:13.127
28	1:55.893	37.690	39.048	39.155	236.9	2:12:09.020
29	1:54.559	37.523	38.243	38.793	237.9	2:14:03.579
30	1:54.789	37.711	38.244	38.834	237.4	2:15:58.368
31	1:54.462	37.431	38.078	38.953	236.3	2:17:52.830
32	1:54.216	37.516	38.143	38.557	237.4	2:19:47.046
33	1:54.189	37.571	37.897	38.721	237.4	2:21:41.235
34	2:09.387 **B**	41.898	40.315	47.174	236.3	2:23:50.622
35	15:15.666	...	42.727	42.074	162.0	2:39:06.288
36	2:00.841	39.744	40.642	40.455	202.1	2:41:07.129
37	1:54.797	37.734	38.423	38.640	237.9	2:43:01.926
38	2:05.097	45.709	39.892	39.496	241.6	2:45:07.023
39	1:54.494	37.453	38.217	38.824	237.9	2:47:01.517
40	1:54.849	37.582	38.291	38.976	237.9	2:48:56.366
41	1:55.323	37.919	38.300	39.104	236.9	2:50:51.689
42	1:54.058	37.376	38.073	38.609	238.4	2:52:45.747
43	2:04.283	37.418	45.200	41.665	240.0	2:54:50.030
44	1:55.082	37.883	38.180	39.019	235.8	2:56:45.112
45	1:54.412	37.473	38.117	38.822	236.9	2:58:39.524
46	1:54.621	37.655	37.945	39.021	235.8	3:00:34.145

024 PED
US RACING — Tatuus F4

Lap	Time	Sector 1	Sector 2	Sector 3	T. Spd	Elapsed
1	12:29.999	...	43.439	42.774	171.2	12:29.999
2	1:58.318	38.949	39.330	40.039	223.2	14:28.317
3	1:56.076	38.389	38.637	39.050	236.9	16:24.393
4	2:10.452 **B**	40.327	39.786	50.339	157.1	18:34.845
5	7:20.257	5:59.932	39.126	41.199	187.1	25:55.102
6	1:55.481	37.635	38.771	39.075	236.3	27:50.583
7	1:55.001	37.869	38.199	38.933	236.9	29:45.584
8	1:54.471	37.490	38.257	38.724	237.4	31:40.055
9	1:53.942	37.307	37.961	38.674	239.5	33:33.997
10	1:54.311	37.170	38.307	38.834	240.0	35:28.308
11	2:01.272 **B**	37.336	38.331	45.605	238.4	37:29.580
12	23:43.337	...	40.258	40.062	147.7	1:01:12.917
13	1:55.737	37.677	38.796	39.264	236.3	1:03:08.654
14	1:54.865	37.726	38.202	38.937	238.4	1:05:03.519
15	1:54.952	37.442	38.540	38.970	236.9	1:06:58.471
16	1:54.705	37.562	38.225	38.918	235.8	1:08:53.176
17	1:55.293	37.985	38.344	38.964	235.8	1:10:48.469
18	1:55.294	37.884	38.402	39.008	236.9	1:12:43.763
19	1:54.840	37.455	38.335	39.050	236.3	1:14:38.603
20	1:54.827	37.497	38.427	38.903	236.3	1:16:33.430
21	1:54.841	37.503	38.257	39.081	236.3	1:18:28.271
22	1:54.769	37.361	38.225	39.183	236.3	1:20:23.040
23	2:01.833 **B**	37.583	38.473	45.777	235.3	1:22:24.873
24	39:12.411	...	45.505	42.211	178.5	2:01:37.284
25	1:58.028	38.027	40.442	39.559	236.3	2:03:35.312
26	1:55.144	37.599	38.478	39.067	236.9	2:05:30.456
27	1:54.706	37.274	38.319	39.113	238.9	2:07:25.162
28	1:54.327	37.192	38.151	38.984	240.0	2:09:19.489
29	2:01.637 **B**	37.923	38.643	45.071	236.9	2:11:21.126
30	27:59.124	...	42.667	41.582	180.3	2:39:20.250
31	1:59.079	38.779	40.582	39.718	230.8	2:41:19.329
32	1:55.537	37.740	38.727	39.070	237.9	2:43:14.866
33	1:54.963	37.457	38.467	39.039	236.9	2:45:09.829
34	1:54.853	37.568	38.345	38.940	237.9	2:47:04.682
35	1:54.605	37.409	38.235	38.961	238.4	2:48:59.287
36	1:54.572	37.408	38.361	38.803	237.9	2:50:53.859
37	1:54.037	37.332	38.043	38.662	239.5	2:52:47.896
38	1:54.625	37.430	38.288	38.907	238.4	2:54:42.521
39	1:54.416	37.323	38.151	38.942	236.9	2:56:36.937
40	1:54.868	37.504	38.368	38.996	236.9	2:58:31.805
41	2:03.975 **B**	37.397	38.747	47.831	236.3	3:00:35.780

25 David KULLMANN
SPORTS PROMOTION — Tatuus F4

Lap	Time	Sector 1	Sector 2	Sector 3	T. Spd	Elapsed
1	25:57.783	...	48.518	44.168	165.5	25:57.783
2	2:05.343	40.559	42.487	42.297	228.9	28:03.126
3	2:03.165	39.764	41.673	41.728	230.3	30:06.291
4	2:01.233	39.033	40.797	41.403	231.3	32:07.524
5	2:01.500	39.055	40.854	41.591	231.3	34:09.024
6	1:59.617	38.913	39.978	40.726	229.9	36:08.641
7	1:59.250	38.615	40.131	40.504	234.3	38:07.891
8	2:01.311	38.467	41.466	41.378	233.3	40:09.202
9	1:58.735	38.916	39.420	40.399	236.9	42:07.937
10	2:44.022 **B**	1:12.206	43.348	48.468	231.8	44:51.959
11	19:02.992	...	43.035	43.243	182.7	1:03:54.951
12	2:02.211	39.546	41.408	41.257	228.4	1:05:57.162
13	2:00.503	39.100	40.392	41.011	229.4	1:07:57.665
14	1:59.826	38.873	40.035	40.918	229.9	1:09:57.491
15	1:59.986	38.950	40.414	40.622	229.4	1:11:57.477
16	1:59.401	38.932	39.924	40.545	231.3	1:13:56.878
17	1:58.842	38.737	39.677	40.428	233.3	1:15:55.720
18	1:58.551	38.601	39.580	40.370	230.3	1:17:54.271
19	1:58.611	38.503	39.887	40.221	231.3	1:19:52.882
20	1:58.644	38.616	39.662	40.366	230.8	1:21:51.526
21	2:07.349 **B**	38.459	40.460	48.430	230.8	1:23:58.875
22	17:11.064	...	42.317	41.862	183.6	1:41:09.939
23	2:15.899 **B**	39.629	43.198	53.072	229.9	1:43:25.838
24	10:20.535	8:56.081	41.751	42.703	184.9	1:53:46.373
25	2:01.426	39.280	40.738	41.408	227.4	1:55:47.799
26	2:00.443	39.179	40.385	40.879	228.9	1:57:48.242
27	1:59.855	39.029	40.181	40.645	230.3	1:59:48.097
28	1:59.389	38.791	39.827	40.771	230.8	2:01:47.486
29	1:59.451	38.895	39.906	40.650	229.4	2:03:46.937
30	1:58.633	38.583	39.540	40.510	232.3	2:05:45.570
31	1:59.363	38.615	39.803	40.945	231.3	2:07:44.933
32	2:07.977 **B**	39.079	41.152	47.746	231.8	2:09:52.910

29 CRAM 1
CRAM MOTORSPORT — Tatuus F4

Lap	Time	Sector 1	Sector 2	Sector 3	T. Spd	Elapsed
1	25:06.588	...	43.998	41.566	148.9	25:06.588
2	2:01.876	38.742	39.234	43.900	233.3	27:08.464
3	1:56.012	37.971	38.820	39.221	237.9	29:04.476
4	1:55.328	37.616	38.589	39.123	237.4	30:59.804
5	2:00.250	42.713	38.401	39.136	237.9	33:00.054
6	1:54.739	37.497	38.358	38.884	240.5	34:54.793
7	1:54.253	37.537	37.925	38.791	238.9	36:49.046
8	1:54.879	37.557	38.370	38.952	238.9	38:43.925
9	1:55.248	37.599	38.242	39.407	236.3	40:39.173
10	2:05.706 **B**	38.924	38.799	47.983	231.8	42:44.879
11	9:36.354 **B**	7:59.617	41.304	55.433	166.5	52:21.233

MONZA

Monza Eni Circuit

ACI

KATEYAMA

PROFESSIONALTRACKDAYS

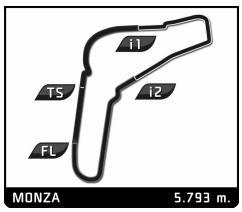

Professional Track Days
Monza, 14-15/11/2018
Free Practice 4

Analysis

Personal Best | Session Best | **B** Crossing the finish line in pit lane

Lap	Time	Sector 1	Sector 2	Sector 3	T. Spd	Elapsed
12	6:43.163	5:18.927	42.757	41.479	191.1	59:04.396
13	1:56.334	38.239	38.930	39.165	235.3	1:01:00.730
14	1:54.672	37.450	38.288	38.934	241.6	1:02:55.402
15	1:54.737	37.459	38.283	38.995	237.4	1:04:50.139
16	1:55.836	37.932	38.435	39.469	236.3	1:06:45.975
17	1:54.814	37.620	38.354	38.840	241.6	1:08:40.789
18	1:54.616	37.625	38.267	38.724	237.4	1:10:35.405
19	1:55.042	37.460	38.302	39.280	239.5	1:12:30.447
20	1:55.770	37.507	39.263	39.000	242.7	1:14:26.217
21	2:00.326 **B**	37.682	38.302	44.342	237.4	1:16:26.543
22	47:22.289	...	46.227	46.845	112.0	2:03:48.832
23	1:59.081	39.145	39.588	40.348	227.9	2:05:47.913
24	1:57.612	39.382	38.923	39.307	229.4	2:07:45.525
25	1:54.794	37.265	38.559	38.970	243.2	2:09:40.319
26	1:55.133	37.579	38.482	39.072	235.8	2:11:35.452
27	1:55.045	37.546	38.489	39.010	235.8	2:13:30.497
28	1:56.373	38.642	38.763	38.968	231.3	2:15:26.870
29	1:54.427	37.575	37.998	38.854	237.9	2:17:21.297
30	1:55.049	37.677	38.335	39.037	236.9	2:19:16.346
31	1:58.260	39.104	40.232	38.924	236.3	2:21:14.606
32	2:30.054 **B**	39.231	53.620	57.203	236.3	2:23:44.660
33	14:29.281	...	44.106	43.979	126.6	2:38:13.941
34	1:58.789	39.434	40.139	39.216	215.3	2:40:12.730
35	1:55.425	37.584	38.730	39.111	237.9	2:42:08.155
36	2:13.093 **B**	37.596	38.209	57.288	239.5	2:44:21.248
37	2:25.464	1:07.700	38.721	39.043	194.1	2:46:46.712
38	1:55.126	37.840	38.347	38.939	237.4	2:48:41.838
39	1:59.516	41.909	38.701	38.906	238.9	2:50:41.354
40	1:55.112	37.603	38.352	39.157	236.3	2:52:36.466
41	1:54.744	37.583	38.233	38.928	236.3	2:54:31.210
42	1:55.073	37.583	38.495	38.995	234.8	2:56:26.283
43	2:04.985 **B**	37.657	38.317	49.011	235.8	2:58:31.268

31 Niklas KRUTTEN
VAN AMERSFOORT RACING — Tatuus F4

Lap	Time	Sector 1	Sector 2	Sector 3	T. Spd	Elapsed
1	7:34.015	6:11.740	41.043	41.232	139.9	7:34.015
2	1:58.063	38.112	40.744	39.207	235.3	9:32.078
3	1:56.013	37.738	38.668	39.607	239.5	11:28.091
4	1:55.156	37.332	38.534	39.290	240.0	13:23.247
5	1:54.489	37.602	38.115	38.772	237.4	15:17.736
6	2:17.091 **B**	37.487	37.941	1:01.663	237.4	17:34.827
7	7:10.039	5:52.658	38.505	38.876	190.1	24:44.866
8	1:54.147	37.648	37.975	38.524	236.9	26:39.013
9	1:53.724	37.463	37.879	38.382	238.4	28:32.737
10	1:54.573	37.099	38.754	38.720	241.6	30:27.310
11	1:53.875	37.332	38.075	38.468	238.9	32:21.185
12	1:53.613	37.395	37.831	38.387	238.4	34:14.798
13	2:21.885 **B**	40.312	48.277	53.296	238.9	36:36.683
14	44:39.553	...	41.317	40.374	174.8	1:21:16.236
15	1:55.555	38.186	38.600	38.769	236.3	1:23:11.791
16	1:53.959	37.337	38.076	38.546	240.0	1:25:05.750
17	2:00.228	37.517	40.414	42.297	237.4	1:27:05.978
18	1:55.094	37.604	38.752	38.738	239.5	1:29:01.072
19	1:53.714	37.361	37.940	38.413	239.5	1:30:54.786
20	1:53.455	37.210	37.850	38.395	239.5	1:32:48.241
21	1:53.647	37.355	37.752	38.540	240.0	1:34:41.888
22	1:53.760	37.273	37.968	38.519	240.5	1:36:35.648
23	1:54.272	37.456	38.314	38.502	242.7	1:38:29.920
24	1:54.018	37.523	37.980	38.515	236.9	1:40:23.938
25	2:02.792 **B**	37.642	39.255	45.895	236.3	1:42:26.730
26	23:23.944	...	47.337	41.540	163.7	2:05:50.674
27	1:56.260	38.309	39.012	38.939	235.3	2:07:46.934
28	1:56.311	37.716	39.902	38.693	241.1	2:09:43.245
29	1:54.199	37.475	37.979	38.745	238.9	2:11:37.444
30	1:53.585	37.356	37.910	38.319	239.5	2:13:31.029
31	1:53.899	37.418	37.937	38.544	237.4	2:15:24.928
32	1:53.822	37.610	37.808	38.404	237.4	2:17:18.750
33	1:53.893	37.629	37.754	38.510	236.9	2:19:12.643
34	1:54.056	37.518	37.996	38.542	235.8	2:21:06.699
35	2:17.333 **B**	39.875	44.909	52.549	235.8	2:23:24.032
36	14:49.059	...	42.993	41.605	158.7	2:38:13.091
37	1:56.942	38.712	39.042	39.188	235.3	2:40:10.033
38	1:56.518	39.207	38.648	38.663	237.9	2:42:06.551
39	1:54.644	37.934	38.187	38.523	238.4	2:44:01.195
40	1:54.061	37.383	38.048	38.630	240.5	2:45:55.256
41	1:53.667	37.309	37.891	38.467	238.4	2:47:48.923
42	1:53.808	37.397	37.893	38.518	237.9	2:49:42.731
43	1:53.846	37.484	37.928	38.434	237.9	2:51:36.577
44	1:53.193	37.128	37.664	38.401	241.6	2:53:29.770
45	1:53.877	37.397	37.940	38.540	237.9	2:55:23.647
46	1:53.811	37.464	37.714	38.633	237.4	2:57:17.458
47	2:02.152 **B**	37.459	39.060	45.633	236.9	2:59:19.610

43 Tommy FOSTER
ARDEN MOTORSPORT — Renault FR 2.0

Lap	Time	Sector 1	Sector 2	Sector 3	T. Spd	Elapsed
1	2:33.072	1:09.734	42.320	41.018	169.6	2:33.072
2	1:56.908	37.806	39.531	39.571	240.5	4:29.980
3	1:54.689	37.198	38.595	38.896	240.0	6:24.669
4	1:52.779	36.664	37.807	38.308	246.0	8:17.448
5	1:51.738	36.319	37.563	37.856	246.5	10:09.186
6	1:51.623	36.457	37.363	37.803	248.8	12:00.809
7	1:50.903	36.230	37.112	37.561	248.2	13:51.712
8	1:50.787	35.881	37.061	37.845	249.9	15:42.499
9	2:18.206 **B**	36.064	44.584	57.558	249.9	18:00.705
10	10:51.779	9:33.619	39.377	38.783	192.1	28:52.484
11	1:55.817	37.040	38.427	40.350	243.8	30:48.301
12	1:51.523	36.300	37.515	37.708	248.8	32:39.824
13	1:51.113	36.136	37.292	37.685	247.1	34:30.937
14	1:50.793	36.203	37.085	37.505	248.2	36:21.730
15	1:50.711	36.080	37.045	37.586	249.4	38:12.441
16	1:59.246 **B**	35.916	38.311	45.019	248.2	40:11.687
17	12:55.590 **B**	...	46.406	56.735	187.4	53:07.277
18	8:07.063	6:47.762	40.497	38.804	188.7	1:01:14.340
19	1:54.569	36.759	38.613	39.197	246.5	1:03:08.909
20	1:52.031	36.558	37.547	37.926	248.2	1:05:00.940
21	1:50.936	36.211	37.044	37.681	247.7	1:06:51.876
22	1:50.688	36.108	37.159	37.421	249.4	1:08:42.564
23	1:51.576	36.207	37.687	37.682	249.9	1:10:34.140
24	1:52.262	36.110	38.398	37.754	244.9	1:12:26.402
25	1:50.669	36.109	37.072	37.488	249.9	1:14:17.071
26	1:50.712	36.178	37.057	37.477	247.7	1:16:07.783
27	2:00.745 **B**	36.381	37.680	46.684	249.4	1:18:08.528
28	21:49.294	...	41.163	39.816	169.1	1:39:57.822
29	1:54.812	37.184	38.863	38.765	242.1	1:41:52.634
30	2:16.815 **B**	36.782	41.884	58.149	243.8	1:44:09.449
31	9:49.125	8:31.044	39.336	38.745	196.2	1:53:58.574

Monza Eni Circuit

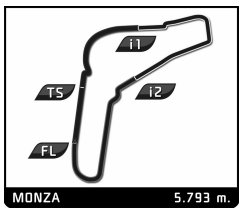

Professional Track Days
Monza, 14-15/11/2018
Free Practice 4

Analysis

Personal Best | Session Best | **B** Crossing the finish line in pit lane

Lap	Time	Sector 1	Sector 2	Sector 3	T. Spd	Elapsed
32	1:53.146	36.975	38.082	38.089	246.5	1:55:51.720
33	1:51.518	36.040	37.874	37.604	249.4	1:57:43.238
34	1:51.095	36.078	37.348	37.669	250.5	1:59:34.333
35	1:51.199	36.065	37.416	37.718	248.8	2:01:25.532
36	1:50.372	36.135	37.020	37.217	249.4	2:03:15.904
37	1:50.511	35.904	37.066	37.541	251.1	2:05:06.415
38	1:50.571	36.105	36.948	37.518	248.2	2:06:56.986
39	1:50.702	35.969	37.157	37.576	251.1	2:08:47.688
40	2:02.520 **B**	36.310	37.909	48.301	249.4	2:10:50.208
41	7:39.351	6:18.845	40.927	39.579	189.1	2:18:29.559
42	1:55.175	37.422	39.022	38.731	242.1	2:20:24.734
43	2:04.897 **B**	36.434	37.574	50.889	247.7	2:22:29.631
44	15:00.863	...	39.330	38.513	195.5	2:37:30.494
45	1:52.451	36.687	37.849	37.915	244.3	2:39:22.945
46	1:52.577	36.476	38.286	37.815	249.9	2:41:15.522
47	1:51.193	36.063	37.323	37.807	249.9	2:43:06.715
48	1:51.415	36.331	37.215	37.869	249.9	2:44:58.130
49	1:53.877	38.682	37.595	37.600	249.4	2:46:52.007
50	1:50.446	36.035	37.010	37.401	248.8	2:48:42.453
51	1:53.269	37.057	37.386	38.826	247.7	2:50:35.722
52	1:50.897	36.300	37.018	37.579	247.1	2:52:26.619
53	2:01.230 **B**	36.163	37.492	47.575	248.8	2:54:27.849

44 ZEN
US RACING — Tatuus F4

Lap	Time	Sector 1	Sector 2	Sector 3	T. Spd	Elapsed
1	10:03.853	8:26.425	51.879	45.549	144.4	10:03.853
2	1:58.838	38.760	40.833	39.245	225.1	12:02.691
3	1:55.751	37.657	39.077	39.017	235.8	13:58.442
4	1:54.239	37.581	37.978	38.680	235.3	15:52.681
5	2:13.417 **B**	37.722	37.942	57.753	236.3	18:06.098
6	9:35.984	8:12.036	43.437	40.511	154.9	27:42.082
7	1:53.952	37.520	37.900	38.532	237.4	29:36.034
8	2:01.979	37.200	45.816	38.963	240.0	31:38.013
9	1:53.619	37.384	37.779	38.456	237.4	33:31.632
10	1:59.227	37.173	41.030	41.024	239.5	35:30.859
11	2:00.778 **B**	37.234	37.788	45.756	240.5	37:31.637
12	33:46.666	...	39.840	39.819	179.4	1:11:18.303
13	1:55.072	37.707	38.289	39.076	234.3	1:13:13.375
14	1:55.010	37.542	38.176	39.292	234.3	1:15:08.385
15	2:05.334	40.102	44.611	40.621	236.9	1:17:13.719
16	1:56.429	37.526	39.833	39.070	236.9	1:19:10.148
17	1:54.702	37.578	38.560	38.564	235.8	1:21:04.850
18	1:53.713	37.199	37.984	38.530	239.5	1:22:58.563
19	2:03.352 **B**	37.303	39.056	46.993	242.1	1:25:01.915
20	17:04.621	...	39.102	39.288	191.7	1:42:06.536
21	2:05.602 **B**	37.619	38.379	49.604	234.3	1:44:12.138
22	8:28.652	7:08.202	40.867	39.583	178.8	1:52:40.790
23	1:54.760	37.666	38.235	38.859	234.3	1:54:35.550
24	1:54.565	37.440	38.122	39.003	234.8	1:56:30.115
25	1:54.846	37.916	38.210	38.720	234.8	1:58:24.961
26	1:54.134	37.523	37.980	38.631	235.8	2:00:19.095
27	1:53.902	37.449	37.852	38.601	235.8	2:02:12.997
28	2:00.824 **B**	37.379	38.470	44.975	235.8	2:04:13.821
29	35:00.413	...	41.090	39.891	184.9	2:39:14.234
30	1:59.090	38.489	39.204	41.397	221.9	2:41:13.324
31	1:54.750	37.449	38.220	39.081	237.9	2:43:08.074
32	1:53.722	37.209	37.857	38.656	239.5	2:45:01.796
33	1:54.525	37.115	38.375	39.035	239.5	2:46:56.321
34	1:55.235	37.306	38.871	39.058	238.4	2:48:51.556
35	1:54.507	37.316	37.813	39.378	236.9	2:50:46.063
36	1:58.881	41.467	38.820	38.594	244.3	2:52:44.944
37	1:53.617	37.249	37.884	38.484	237.9	2:54:38.561
38	1:55.019	37.266	38.981	38.772	238.4	2:56:33.580
39	1:53.613	37.362	37.773	38.478	236.3	2:58:27.193
40	2:25.460 **B**	37.339	47.459	1:00.662	236.3	3:00:52.653

49 CRAM 2
CRAM MOTORSPORT — Tatuus F4

Lap	Time	Sector 1	Sector 2	Sector 3	T. Spd	Elapsed
1	4:04.747	2:37.133	45.076	42.538	146.7	4:04.747
2	2:00.189	39.467	40.404	40.318	227.0	6:04.936
3	1:57.459	38.636	39.099	39.724	237.9	8:02.395
4	1:56.120	37.955	38.924	39.241	236.9	9:58.515
5	1:57.789	37.632	40.938	39.219	238.9	11:56.304
6	1:55.157	37.670	38.563	38.924	237.9	13:51.461
7	1:56.053	37.899	38.558	39.596	240.5	15:47.514
8	2:16.597 **B**	37.834	41.766	56.997	239.5	18:04.111
9	10:19.356	8:49.072	46.785	43.499	145.5	28:23.467
10	2:00.710	39.248	40.909	40.553	228.4	30:24.177
11	1:59.383	38.738	40.407	40.238	236.3	32:23.560
12	1:56.486	38.277	39.077	39.132	233.3	34:20.046
13	1:55.779	37.693	38.985	39.101	240.5	36:15.825
14	1:55.046	37.537	38.640	38.869	241.6	38:10.871
15	1:57.549	37.479	39.585	40.485	241.6	40:08.420
16	2:04.350 **B**	37.745	38.318	48.287	239.5	42:12.770
17	18:10.750	...	41.290	40.749	160.8	1:00:23.520
18	1:57.880	38.649	39.482	39.749	232.8	1:02:21.400
19	1:56.664	38.199	38.985	39.480	235.3	1:04:18.064
20	1:56.001	37.933	38.725	39.343	235.8	1:06:14.065
21	2:01.841	37.894	44.239	39.708	236.3	1:08:15.906
22	2:01.143	41.747	39.521	39.875	235.8	1:10:17.049
23	1:56.464	38.200	38.734	39.530	235.8	1:12:13.513
24	1:56.118	37.931	38.987	39.200	236.3	1:14:09.631
25	2:04.572 **B**	37.828	38.587	48.157	236.9	1:16:14.203
26	41:24.378	...	42.632	41.667	158.0	1:57:38.581
27	1:58.457	38.665	39.812	39.980	233.3	1:59:37.038
28	1:56.880	38.123	39.188	39.569	237.9	2:01:33.918
29	1:56.897	37.877	39.404	39.616	237.9	2:03:30.815
30	1:56.442	37.877	39.094	39.471	237.9	2:05:27.257
31	1:55.878	37.912	38.659	39.307	238.9	2:07:23.135
32	1:55.856	37.773	38.590	39.493	237.9	2:09:18.991
33	1:57.521	39.203	38.975	39.343	236.9	2:11:16.512
34	1:56.617	38.100	39.235	39.282	235.8	2:13:13.129
35	2:05.954 **B**	38.114	38.717	49.123	235.8	2:15:19.083
36	23:41.559	...	49.133	43.283	148.5	2:39:00.642
37	2:01.050	39.281	41.096	40.673	231.8	2:41:01.692
38	1:59.378	38.585	40.873	39.920	235.8	2:43:01.070
39	1:58.168	39.388	39.261	39.519	238.4	2:44:59.238
40	1:58.102	38.755	39.075	40.272	240.0	2:46:57.340
41	1:55.815	37.671	38.898	39.246	241.6	2:48:53.155
42	1:55.456	37.684	38.580	39.192	239.5	2:50:48.611
43	1:59.138	40.233	39.803	39.102	239.5	2:52:47.749
44	1:56.515	38.303	39.015	39.197	233.8	2:54:44.264
45	1:55.788	37.860	38.643	39.285	238.9	2:56:40.052
46	2:05.692 **B**	37.853	38.757	49.082	237.4	2:58:45.744

Monza Eni Circuit

KATEYAMA

PROFESSIONALTRACKDAYS

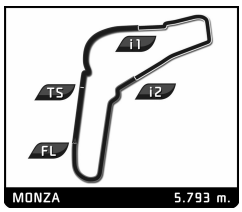

Professional Track Days
Monza, 14-15/11/2018
Free Practice 4

Analysis

Personal Best | Session Best | **B** Crossing the finish line in pit lane

70 Franco PIERGIOVANNI
SPORTS PROMOTION — Renault FR 2.0

Lap	Time	Sector 1	Sector 2	Sector 3	T. Spd	Elapsed
1	28:19.881	...	45.043	42.785	158.3	28:19.881
2	1:59.390	38.335	40.526	40.529	244.9	30:19.271
3	1:56.948	37.621	39.802	39.525	244.9	32:16.219
4	1:56.294	37.281	39.460	39.553	245.4	34:12.513
5	1:56.203	37.051	39.251	39.901	245.4	36:08.716
6	1:56.178	37.204	39.437	39.537	247.7	38:04.894
7	1:58.081	38.904	39.796	39.381	222.8	40:02.975
8	1:55.226	36.791	38.853	39.582	246.5	41:58.201
9	1:55.659	37.001	39.087	39.571	245.4	43:53.860
10	1:55.031	37.048	38.828	39.155	246.0	45:48.891
11	2:13.248 **B**	41.171	39.100	52.977	196.2	48:02.139
12	12:39.903	...	40.646	40.300	168.8	1:00:42.042
13	1:57.500	38.511	39.232	39.757	205.5	1:02:39.542
14	1:55.362	37.351	38.876	39.135	243.8	1:04:34.904
15	1:55.040	37.116	38.896	39.028	244.3	1:06:29.944
16	1:54.494	36.726	38.905	38.863	244.3	1:08:24.438
17	2:12.383 **B**	43.051	40.743	48.589	174.8	1:10:36.821

71 Alain PROSERPI
SPORTS PROMOTION — Renault FR 2.0

Lap	Time	Sector 1	Sector 2	Sector 3	T. Spd	Elapsed
1	3:29.331	1:48.090	50.491	50.750	154.2	3:29.331
2	2:10.251	41.209	44.897	44.145	176.8	5:39.582
3	2:03.166	39.090	41.979	42.097	207.9	7:42.748
4	2:00.271	38.162	40.970	41.139	230.3	9:43.019
5	1:58.828	37.829	40.318	40.681	231.3	11:41.847
6	1:58.268	37.588	40.406	40.274	234.3	13:40.115
7	1:59.043	37.823	40.812	40.408	228.9	15:39.158
8	2:18.244 **B**	37.535	45.707	55.002	232.3	17:57.402
9	7:17.766	5:54.754	41.375	41.637	188.1	25:15.168
10	1:58.160	38.075	39.886	40.199	220.5	27:13.328
11	1:58.017	37.352	40.037	40.628	227.9	29:11.345
12	1:58.080	37.937	40.106	40.037	230.3	31:09.425
13	1:57.349	37.704	39.775	39.870	225.1	33:06.774
14	1:56.214	37.568	38.951	39.695	228.9	35:02.988
15	2:17.848 **B**	41.572	45.716	50.560	207.1	37:20.836
16	42:02.623	...	48.025	45.908	161.3	1:19:23.459
17	2:05.462	38.990	42.791	43.681	214.0	1:21:28.921
18	2:05.807	39.156	42.834	43.817	221.0	1:23:34.728
19	2:00.361	38.261	40.663	41.437	223.7	1:25:35.089
20	1:59.975	38.161	40.721	41.093	227.0	1:27:35.064
21	1:59.364	37.995	40.414	40.955	227.4	1:29:34.428
22	1:58.901	37.617	40.427	40.857	229.9	1:31:33.329
23	1:58.103	37.751	39.946	40.406	231.8	1:33:31.432
24	2:22.293 **B**	43.869	45.507	52.917	233.3	1:35:53.725

100 PREMA 2
PREMA POWERTEAM — Tatuus F4

Lap	Time	Sector 1	Sector 2	Sector 3	T. Spd	Elapsed
1	7:23.671 **B**	5:24.705	53.579	1:05.387	131.5	7:23.671
2	2:32.718	1:12.847	40.062	39.809	189.4	9:56.389
3	1:56.563	38.210	39.000	39.353	236.9	11:52.952
4	1:55.787	37.778	38.938	39.071	237.4	13:48.739
5	1:55.219	37.581	38.554	39.084	237.4	15:43.958
6	2:17.697 **B**	37.616	42.597	57.484	237.9	18:01.655
7	6:46.397	5:24.545	41.042	40.810	189.4	24:48.052
8	1:55.428	37.892	38.475	39.061	236.3	26:43.480
9	1:54.787	37.756	38.155	38.876	236.9	28:38.267
10	1:55.927	37.891	39.204	38.832	236.9	30:34.194
11	1:54.495	37.624	38.191	38.680	235.8	32:28.689
12	1:54.713	37.547	38.146	39.020	237.4	34:23.402
13	1:54.650	37.480	38.249	38.921	243.2	36:18.052
14	1:55.021	37.440	38.109	39.472	239.5	38:13.073
15	1:56.764	39.263	38.473	39.028	237.9	40:09.837
16	2:03.670 **B**	37.470	38.228	47.972	243.8	42:13.507
17	18:26.188	...	47.397	44.575	143.8	1:00:39.695
18	2:07.316	42.721	44.410	40.185	159.9	1:02:47.011
19	1:57.000	37.979	39.942	39.079	235.8	1:04:44.011
20	1:54.688	37.581	38.214	38.893	237.4	1:06:38.699
21	1:54.463	37.593	38.038	38.832	235.3	1:08:33.162
22	2:08.851	39.800	49.764	39.287	234.8	1:10:42.013
23	2:07.117	49.137	39.000	38.980	236.3	1:12:49.130
24	1:54.661	37.746	38.072	38.843	234.8	1:14:43.791
25	1:54.874	37.656	38.209	39.009	235.3	1:16:38.665
26	1:54.664	37.653	38.140	38.871	234.8	1:18:33.329
27	2:05.070 **B**	39.631	38.678	46.761	235.3	1:20:38.399
28	32:53.280	...	52.301	48.003	115.9	1:53:31.679
29	2:01.240	41.320	39.887	40.033	182.1	1:55:32.919
30	1:56.262	38.386	38.601	39.275	233.8	1:57:29.181
31	1:57.625	39.779	38.954	38.892	234.3	1:59:26.806
32	1:54.348	37.623	37.924	38.801	235.8	2:01:21.154
33	1:54.436	37.517	38.109	38.810	235.3	2:03:15.590
34	1:54.540	37.537	38.149	38.854	238.4	2:05:10.130
35	1:54.111	37.746	37.710	38.655	236.9	2:07:04.241
36	1:56.387	39.136	38.425	38.826	235.3	2:09:00.628
37	1:53.637	37.406	37.692	38.539	240.5	2:10:54.265
38	2:04.071 **B**	39.035	38.706	46.330	236.3	2:12:58.336

101 PREMA 1
PREMA POWERTEAM — Tatuus F4

Lap	Time	Sector 1	Sector 2	Sector 3	T. Spd	Elapsed
1	39:40.126 **B**	...	44.917	51.867	108.9	39:40.126
2	3:52.902	2:27.894	42.729	42.279	190.4	43:33.028
3	2:05.559	39.792	41.052	44.715	222.8	45:38.587
4	2:03.303	38.283	39.635	45.385	236.3	47:41.890
5	1:57.945	38.270	39.708	39.967	234.3	49:39.835
6	2:09.117 **B**	38.109	39.011	51.997	234.8	51:48.952
7	7:24.130	6:02.538	40.852	40.740	189.4	59:13.082
8	1:56.651	37.915	39.015	39.721	237.9	1:01:09.733
9	2:02.203	39.720	42.076	40.407	237.4	1:03:11.936
10	1:56.081	37.924	38.774	39.383	237.9	1:05:08.017
11	1:55.687	37.857	38.536	39.294	236.3	1:07:03.704
12	1:55.927	37.683	38.226	40.018	236.3	1:08:59.631
13	1:54.915	37.508	38.285	39.122	237.4	1:10:54.546
14	2:10.076 **B**	40.302	39.043	50.731	169.6	1:13:04.622
15	9:26.353	8:02.979	42.496	40.878	163.7	1:22:30.975
16	2:00.836	40.164	40.307	40.365	211.9	1:24:31.811
17	1:55.838	37.590	38.801	39.447	235.8	1:26:27.649
18	1:55.096	37.436	38.382	39.278	241.6	1:28:22.745
19	1:55.160	37.386	38.543	39.231	238.4	1:30:17.905
20	1:55.157	37.569	38.331	39.257	236.9	1:32:13.062
21	1:54.796	37.490	38.377	38.929	235.8	1:34:07.858
22	1:54.620	37.453	38.223	38.944	237.4	1:36:02.478
23	1:54.842	37.471	38.338	39.033	237.4	1:37:57.320
24	1:54.631	37.533	38.186	38.912	235.8	1:39:51.951

Monza Eni Circuit

KATEYAMA

PROFESSIONALTRACKDAYS

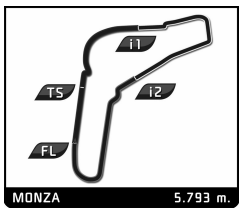

Professional Track Days
Monza, 14-15/11/2018
Free Practice 4

Analysis

Personal Best | Session Best | **B** Crossing the finish line in pit lane

Lap	Time	Sector 1	Sector 2	Sector 3	T. Spd	Elapsed
25	1:54.564	37.585	38.141	38.838	236.9	1:41:46.515
26	2:16.115 B	38.588	44.186	53.341	235.8	1:44:02.630
27	31:08.035	...	42.734	42.728	163.5	2:15:10.665
28	2:12.870	44.419	41.295	47.156	206.7	2:17:23.535
29	1:56.155	37.857	38.927	39.371	237.9	2:19:19.690
30	1:57.094	38.788	38.832	39.474	237.9	2:21:16.784
31	2:30.832 B	40.272	51.236	59.324	238.9	2:23:47.616
32	14:19.249	...	42.803	40.512	121.9	2:38:06.865
33	1:58.809	38.709	39.491	40.609	225.1	2:40:05.674
34	1:55.170	37.711	38.457	39.002	237.4	2:42:00.844
35	1:57.518	39.206	38.980	39.332	237.9	2:43:58.362
36	1:59.859	37.554	38.855	43.450	237.9	2:45:58.221
37	1:54.929	37.646	38.295	38.988	237.4	2:47:53.150
38	1:55.872	37.593	38.409	39.870	237.9	2:49:49.022
39	1:59.171	40.964	38.674	39.533	241.1	2:51:48.193
40	2:05.944 B	37.625	41.872	46.447	236.9	2:53:54.137

102 TRIDENT 1

TRIDENT MOTORSPORT — GP3

Lap	Time	Sector 1	Sector 2	Sector 3	T. Spd	Elapsed
1	18:30.081 B	...	41.202	49.430	149.3	18:30.081
2	5:49.711	4:37.075	37.292	35.344	219.2	24:19.792
3	1:39.769	32.278	33.928	33.563	286.1	25:59.561
4	1:39.818	32.062	33.469	34.287	283.9	27:39.379
5	1:43.223	32.634	36.980	33.609	282.4	29:22.602
6	1:42.886	33.892	34.817	34.177	278.1	31:05.488
7	1:38.528	31.937	33.162	33.429	279.5	32:44.016
8	1:48.619 B	33.613	34.473	40.533	242.1	34:32.635
9	7:54.642	6:39.558	38.418	36.666	198.0	42:27.277
10	1:45.436	34.088	35.799	35.549	237.9	44:12.713
11	1:38.744	32.085	33.433	33.226	286.1	45:51.457
12	1:38.508	31.835	33.206	33.467	280.2	47:29.965
13	1:51.104	36.537	39.241	35.326	211.1	49:21.069
14	1:38.530	31.964	33.225	33.341	286.9	50:59.599
15	2:12.599 B	41.029	40.418	51.152	174.0	53:12.198
16	35:47.392	...	40.887	36.828	200.6	1:28:59.590
17	1:43.592	33.287	35.705	34.600	284.6	1:30:43.182
18	1:43.002	32.226	37.303	33.473	286.1	1:32:26.184
19	1:38.342	31.899	33.241	33.202	285.4	1:34:04.526
20	1:48.878	37.111	38.211	33.556	208.3	1:35:53.404
21	1:38.332	31.954	33.131	33.247	281.7	1:37:31.736
22	2:13.520	46.311	52.922	34.287	165.5	1:39:45.256
23	1:38.480	32.023	33.233	33.224	282.4	1:41:23.736
24	2:03.220 B	34.156	42.654	46.410	214.9	1:43:26.956
25	28:42.188	...	39.333	37.063	189.1	2:12:09.144
26	1:43.764	33.499	35.954	34.311	282.4	2:13:52.908
27	1:38.755	32.043	33.464	33.248	286.1	2:15:31.663
28	2:13.940	53.143	46.833	33.964	135.6	2:17:45.603
29	1:38.744	31.795	33.473	33.476	287.6	2:19:24.347
30	1:44.292	33.359	34.871	36.062	244.3	2:21:08.639
31	1:59.765 B	33.705	42.282	43.778	280.9	2:23:08.404

103 TRIDENT 2

TRIDENT MOTORSPORT — GP3

Lap	Time	Sector 1	Sector 2	Sector 3	T. Spd	Elapsed
1	2:33.272	1:16.758	38.721	37.793	200.6	2:33.272
2	1:47.568	34.267	36.516	36.785	244.3	4:20.840
3	1:44.126	35.728	34.174	34.224	283.1	6:04.966
4	1:38.977	32.036	33.534	33.407	286.1	7:43.943
5	1:49.489	35.513	38.307	35.669	284.6	9:33.432
6	1:53.852 B	31.909	38.368	43.575	282.4	11:27.284
7	17:50.372	...	38.464	37.241	170.4	29:17.656
8	1:43.865	33.784	35.611	34.470	263.2	31:01.521
9	1:38.743	32.024	33.272	33.447	278.8	32:40.264
10	1:42.166	31.643	36.199	34.324	287.6	34:22.430
11	1:46.424	32.725	35.935	37.764	280.9	36:08.854
12	1:38.346	31.912	33.203	33.231	284.6	37:47.200
13	1:48.636 B	31.765	33.211	43.660	284.6	39:35.836
14	27:38.782	...	38.238	37.103	189.1	1:07:14.618
15	1:41.089	32.113	33.529	35.447	286.1	1:08:55.707
16	1:39.106	32.029	33.472	33.605	286.1	1:10:34.813
17	1:49.061	34.041	38.971	36.049	280.9	1:12:23.874
18	1:38.563	31.849	33.317	33.397	286.1	1:14:02.437
19	1:38.906	31.881	33.527	33.498	289.1	1:15:41.343
20	1:47.031 B	31.778	33.313	41.940	286.1	1:17:28.374
21	8:56.575	7:38.765	39.578	38.232	195.9	1:26:24.949
22	1:48.255	34.494	37.433	36.328	238.9	1:28:13.204
23	1:39.155	32.271	33.464	33.420	286.1	1:29:52.359
24	1:42.191	31.859	34.985	35.347	287.6	1:31:34.550
25	1:38.133	31.892	33.091	33.150	287.6	1:33:12.683
26	1:44.466	32.550	35.638	36.278	280.2	1:34:57.149
27	1:38.278	31.962	33.073	33.243	286.1	1:36:35.427
28	1:43.568	31.864	34.827	36.877	287.6	1:38:18.995
29	1:38.385	31.881	33.128	33.376	285.4	1:39:57.380
30	10:46.015 B	34.660	7:42.955	2:28.400	242.1	1:50:43.395

Monza Eni Circuit