

Porsche Carrera Cup Italia

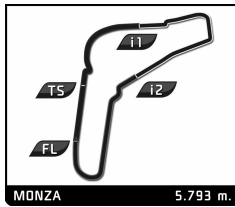
ACI Racing Weekend Monza 5/7 Aprile 2019

Free Practice

Sector Analysis

■ Personal Best ■ Session Best B Crossing the finish line in the pit lane

Lap	D	Time	Sector 1	Sector 2	Sector 3	T.Spd	Elapsed	Lap	D	Time	Sector 1	Sector 2	Sector 3	T.Spd	Elapsed
3 Bonaldi Motorsport 1.Patrick KUJALA Porsche 911 GT3 CUP								16 1 1:53.028 35.195 38.579 39.254 275.2 55:10.389							
1 1 2:26.779 B 51.076 44.524 51.179 192.8 2:26.779								17 1 1:53.295 35.253 38.690 39.352 275.9 57:03.684							
2 1 5:52.100 4:30.316 40.342 41.442 186.8 8:18.879								18 1 1:52.023 34.999 38.331 38.693 276.6 58:55.707							
3 1 1:51.868 35.099 38.328 38.441 275.9 10:10.747								19 1 1:51.717 34.919 38.313 38.485 278.1 1:00:47.424							
4 1 1:52.010 35.134 38.303 38.573 271.8 12:02.757								7 AB Racing 1.Stefano MONACO Porsche 911 GT3 CUP							
5 1 1:51.229 34.949 38.098 38.182 273.2 13:53.986								1 1 2:27.563 57.521 46.362 43.680 164.5 2:27.563							
6 1 1:51.940 34.971 38.737 38.232 273.9 15:45.926								2 1 1:56.430 37.045 39.113 40.272 229.9 4:23.993							
7 1 1:51.306 35.108 38.151 38.047 267.1 17:37.232								3 1 1:53.373 35.626 38.623 39.124 273.2 6:17.366							
8 1 1:58.085 B 34.720 38.299 45.066 279.5 19:35.317								4 1 1:53.072 35.227 38.714 39.131 268.4 8:10.438							
9 1 5:09.965 3:50.568 38.387 41.010 189.7 24:45.282								5 1 1:52.962 35.159 38.659 39.144 263.2 10:03.400							
10 1 3:57.664 B 34.781 1:21.826 2:01.057 273.9 28:42.946								6 1 2:02.839 B 36.236 38.637 47.966 267.1 12:06.239							
4 AB Racing 1.Giovanni BERTON Porsche 911 GT3 CUP								7 1 5:14.318 3:54.326 39.931 40.061 182.4 17:20.557							
1 1 2:36.014 B 57.087 46.346 52.581 159.9 2:36.014								8 1 1:52.908 35.393 38.495 39.020 272.5 19:13.465							
2 1 3:38.441 2:17.480 40.559 40.402 185.2 6:14.455								9 1 1:53.267 35.286 38.547 39.434 276.6 21:06.732							
3 1 1:54.449 36.040 39.052 39.357 236.9 8:08.904								10 1 1:54.201 35.603 38.866 39.732 277.3 23:00.933							
4 1 1:55.977 35.497 39.025 41.455 267.1 10:04.881								11 1 1:53.199 35.175 38.862 39.162 273.9 24:54.132							
5 1 1:53.945 36.339 38.654 38.952 237.4 11:58.826								12 1 1:52.340 35.023 38.551 38.766 277.3 26:46.472							
6 1 1:52.094 34.849 38.524 38.721 273.9 13:50.920								13 1 1:52.619 35.104 38.372 39.143 278.1 28:39.091							
7 1 1:53.677 35.442 39.389 38.846 250.5 15:44.597								14 1 3:52.736 B 1:53.051 1:05.556 54.129 57.7 32:31.827							
8 1 1:52.472 35.200 38.680 38.592 270.4 17:37.069								15 1 4:48.515 3:28.565 39.620 40.330 203.2 37:20.342							
9 1 1:52.545 35.387 38.503 38.655 261.3 19:29.614								16 1 1:53.735 35.402 38.844 39.489 273.9 39:14.077							
10 1 2:00.964 B 35.830 38.662 46.472 252.8 21:30.578								17 1 1:53.009 35.035 38.718 39.256 278.1 41:07.086							
11 1 5:10.897 3:51.997 39.628 39.272 167.8 26:41.475								18 1 2:01.483 B 35.177 38.588 47.718 273.9 43:08.569							
12 1 1:54.714 35.086 38.430 41.198 269.8 28:36.189								19 1 5:42.510 4:13.174 46.339 42.997 164.0 48:51.079							
13 1 3:53.436 B 1:51.837 1:08.363 53.236 62.0 32:29.625								20 1 1:57.042 37.456 39.549 40.037 234.8 50:48.121							
14 1 5:21.229 4:03.173 38.918 39.138 201.7 37:50.854								21 1 1:53.092 35.365 38.746 38.981 264.5 52:41.213							
15 1 1:52.273 35.007 38.477 38.789 271.1 39:43.127								22 1 1:51.431 34.810 38.270 38.351 278.1 54:32.644							
16 1 1:53.436 35.981 38.426 39.029 259.5 41:36.563								23 1 1:51.289 34.744 38.158 38.387 278.1 56:23.933							
17 1 1:59.382 B 35.284 38.641 45.457 269.8 43:35.945								24 1 1:51.220 34.737 37.888 38.595 278.8 58:15.153							
18 1 7:32.763 6:07.428 44.212 41.123 108.6 51:08.708								25 1 2:02.812 B 35.681 38.983 48.148 280.2 1:00:17.965							
19 1 1:52.912 35.483 38.809 38.620 258.9 53:01.620								8 Dinamic Motorsport srl 1.Diego BERTONELLI Porsche 911 GT3 CUP							
20 1 1:52.304 34.809 38.729 38.766 278.1 54:53.924								1 1 6:59.800 5:28.767 49.770 41.263 199.5 6:59.800							
21 1 1:52.122 35.069 38.323 38.730 267.8 56:46.046								2 1 1:57.102 34.953 38.071 44.078 271.1 8:56.902							
22 1 1:51.724 35.067 38.302 256.4 58:37.770								3 1 1:51.602 34.961 38.077 38.564 274.5 10:48.504							
23 1 2:00.651 B 35.969 38.945 45.737 260.1 1:00:38.421								4 1 1:50.891 34.761 37.795 38.335 273.9 12:39.395							
5 Dinamic Motorsport srl 1.Andres MENDEZ Porsche 911 GT3 CUP								5 1 1:51.103 34.846 37.853 38.404 275.9 14:30.498							
1 1 8:22.077 6:57.051 42.769 42.257 176.5 8:22.077								6 1 2:00.076 B 34.904 38.160 47.012 271.8 16:30.574							
2 1 1:56.773 36.476 40.022 40.275 243.8 10:18.850								7 1 7:39.795 6:21.793 39.148 38.854 213.6 24:10.369							
3 1 1:54.703 35.774 39.452 39.477 258.9 12:13.553								8 1 1:50.987 34.687 37.897 38.403 275.2 26:01.356							
4 1 1:54.363 35.512 39.501 39.350 276.6 14:07.916								9 1 1:51.189 34.887 37.793 38.509 275.9 27:52.545							
5 1 1:53.057 35.355 38.839 38.863 271.8 16:00.973								10 1 3:54.033 B 34.809 1:43.086 1:36.138 271.1 31:46.578							
6 1 2:04.876 B 35.163 40.429 49.284 269.1 18:05.849								11 1 6:47.136 5:28.438 39.628 39.070 186.5 38:33.714							
7 1 14:09.223 ... 1:50.561 44.125 155.8 32:15.072								12 1 1:51.009 34.855 37.957 38.197 269.1 40:24.723							
8 1 1:54.760 35.464 39.378 39.918 257.0 34:09.832								13 1 1:51.073 34.713 38.041 38.319 277.3 42:15.796							
9 1 1:54.214 35.410 39.441 39.363 254.0 36:04.046								14 1 1:57.077 B 34.658 38.030 44.389 278.1 44:12.873							
10 1 1:52.854 35.410 38.797 38.647 267.8 37:56.900								15 1 6:33.140 5:14.207 39.381 39.552 207.5 50:46.013							
11 1 1:53.105 35.356 38.874 38.875 263.2 39:50.005								16 1 1:50.776 34.811 37.905 38.060 271.1 52:36.789							
12 1 1:52.140 35.052 38.415 38.673 268.4 41:42.145								17 1 1:50.896 34.623 38.033 38.240 275.2 54:27.685							
13 1 2:03.603 B 35.134 38.953 49.516 264.5 43:45.748								18 1 2:51.978 B 49.004 1:02.338 1:00.636 198.8 57:19.663							
14 1 7:38.212 6:19.789 39.211 39.212 212.8 51:23.960								9 Dinamic Motorsport srl 1.Lodovico LAURINI Porsche 911 GT3 CUP							
15 1 1:53.401 35.340 39.132 38.929 265.2 53:17.361								1 1 4:19.184 2:51.285 45.771 42.128 142.1 4:19.184							



Porsche Carrera Cup Italia

ACI Racing Weekend Monza 5/7 Aprile 2019

Free Practice

Sector Analysis

Personal Best Session Best B Crossing the finish line in the pit lane

Lap	D	Time	Sector 1	Sector 2	Sector 3	T.Spd	Elapsed	Lap	D	Time	Sector 1	Sector 2	Sector 3	T.Spd	Elapsed
2	1	1:56.958	36.820	40.042	40.096	228.9	6:16.142	24	1	2:16.546 B	40.397	45.605	50.544	273.2	1:02:03.133
3	1	1:53.799	35.437	38.978	39.384	263.2	8:09.941	17 Tsunami RT PORSCHE 911 GT3 CUP							
4	1	1:53.265	35.164	38.830	39.271	261.3	10:03.206	1.Enrico FULGENZI							

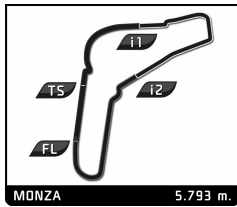
12 Ombra Racing PORSCHE 911 GT3 CUP							
1.Davide DI BENEDETTO							
Lap	D	Time	Sector 1	Sector 2	Sector 3	T.Spd	Elapsed
1	1	3:33.197 B	1:55.905	45.906	51.386	120.9	3:33.197
2	1	3:42.002	2:21.527	40.226	40.249	202.5	7:15.199
3	1	1:54.200	35.523	39.285	39.392	245.4	9:09.399
4	1	1:55.413	35.253	39.052	41.108	260.1	11:04.812
5	1	1:52.664	34.976	38.446	39.242	268.4	12:57.476
6	1	1:53.386	34.959	38.741	39.686	277.3	14:50.862
7	1	1:53.111	35.287	38.800	39.024	276.6	16:43.973
8	1	2:06.521 B	38.702	39.541	48.278	280.9	18:50.494
9	1	7:44.320	6:23.808	39.190	41.322	211.1	26:34.814
10	1	1:53.539	34.919	38.765	39.855	280.2	28:28.353
11	1	3:52.496	1:47.674	1:18.445	46.377	58.0	32:20.849
12	1	1:53.437	35.180	39.193	39.064	274.5	34:14.286
13	1	1:52.351	34.933	38.563	38.855	280.2	36:06.637
14	1	1:52.225	34.723	38.538	38.964	276.6	37:58.862
15	1	1:59.495 B	34.819	38.627	46.049	278.8	39:58.357
16	1	4:32.464	3:11.009	41.170	40.285	188.7	44:30.821
17	1	1:52.490	34.999	38.765	38.726	272.5	46:23.311
18	1	1:52.658	35.483	38.728	38.447	280.9	48:15.969
19	1	1:53.094	35.180	38.534	39.380	280.9	50:09.063
20	1	1:51.400	34.731	38.131	38.538	275.2	52:00.463
21	1	1:51.603	34.758	38.080	38.765	277.3	53:52.066
22	1	2:14.805	44.123	47.345	43.337	280.2	56:06.871
23	1	1:51.670	34.740	38.391	38.539	278.8	57:58.541
24	1	1:51.394	34.877	38.101	38.416	280.2	59:49.935
25	1	1:51.608	34.835	38.030	38.743	276.6	1:01:41.543

13 Dinamic Motorsport srl PORSCHE 911 GT3 CUP							
1.Moritz SAGER							
Lap	D	Time	Sector 1	Sector 2	Sector 3	T.Spd	Elapsed
1	1	6:07.578	4:38.152	46.314	43.112	142.9	6:07.578
2	1	1:56.648	37.091	39.671	39.886	225.1	8:04.226
3	1	1:53.323	35.308	38.767	39.248	270.4	9:57.549
4	1	1:53.105	35.369	38.816	38.920	271.1	11:50.654
5	1	1:52.593	35.239	38.403	38.951	269.8	13:43.247
6	1	1:59.594 B	34.997	38.612	45.985	273.9	15:42.841
7	1	5:09.188	3:50.617	38.820	39.751	210.3	20:52.029
8	1	1:52.588	35.478	38.221	38.889	278.8	22:44.617
9	1	1:52.498	35.209	38.551	38.738	262.6	24:37.115
10	1	1:52.213	34.935	38.413	38.865	271.1	26:29.328
11	1	1:52.167	35.089	38.452	38.626	269.8	28:21.495
12	1	4:07.472 B	1:35.319	1:36.616	55.537	53.6	32:28.967
13	1	4:06.491	2:48.821	38.676	38.994	214.9	36:35.458
14	1	1:51.724	34.807	38.414	38.503	274.5	38:27.182
15	1	1:51.591	34.596	38.155	38.840	275.9	40:18.773
16	1	1:53.122	35.013	39.526	38.583	278.8	42:11.895
17	1	1:51.840	35.040	38.086	38.714	278.1	44:03.735
18	1	2:01.926 B	35.144	38.766	48.016	278.8	46:05.661
19	1	6:00.752	4:32.773	46.815	41.164	116.3	52:06.413
20	1	1:57.621	35.415	39.270	42.936	262.6	54:04.034
21	1	2:01.105	42.976	39.564	38.565	281.7	56:05.139
22	1	1:50.743	34.663	37.993	38.087	274.5	57:55.882
23	1	1:50.705	34.790	37.636	38.279	275.2	59:46.587

17 Tsunami RT PORSCHE 911 GT3 CUP							
1.Enrico FULGENZI							
Lap	D	Time	Sector 1	Sector 2	Sector 3	T.Spd	Elapsed
1	1	17:49.966	...	1:06.185	1:08.785	85.5	17:49.966
2	1	2:19.567	41.002	46.492	52.073	236.3	20:09.533
3	1	1:51.274	34.898	37.931	38.445	271.8	22:00.807
4	1	1:50.954	34.670	37.918	38.366	270.4	23:51.761
5	1	1:50.776	34.763	37.804	38.209	273.2	25:42.537
6	1	1:55.237	34.860	39.072	41.305	275.9	27:37.774
7	1	3:58.144 B	34.757	1:35.168	1:48.219	267.8	31:35.918
8	1	14:47.153	...	1:10.173	1:07.223	73.0	46:23.071
9	1	2:15.870	46.084	45.236	44.550	141.0	48:38.941
10	1	1:50.654	34.596	37.759	38.299	273.2	50:29.595
11	1	1:50.324	34.985	37.495	37.844	277.3	52:19.919
12	1	1:50.396	34.699	37.508	38.189	270.4	54:10.315
13	1	2:05.172 B	34.592	38.008	52.572	276.6	56:15.487

19 Ombra Racing PORSCHE 911 GT3 CUP							
1.Tommaso MOSCA							
Lap	D	Time	Sector 1	Sector 2	Sector 3	T.Spd	Elapsed
1	1	2:59.000 B	1:21.113	46.767	51.120	107.6	2:59.000
2	1	4:06.726	2:46.866	40.261	39.599	174.5	7:05.726
3	1	1:53.177	35.685	38.564	38.928	247.7	8:58.903
4	1	1:52.882	36.250	38.227	38.405	253.4	10:51.785
5	1	1:51.198	35.054	37.927	38.217	268.4	12:42.983
6	1	1:51.493	34.954	38.154	38.385	266.5	14:34.476
7	1	1:51.674	35.363	37.894	38.417	279.5	16:26.150
8	1	1:58.986 B	34.824	38.132	46.030	273.9	18:25.136
9	1	5:30.919	4:12.727	39.251	38.941	131.3	23:56.055
10	1	1:51.455	34.806	38.122	38.527	276.6	25:47.510
11	1	1:52.327	34.792	38.005	39.530	276.6	27:39.837
12	1	3:59.138 B	34.694	1:34.426	1:50.018	277.3	31:38.975
13	1	4:53.472	3:33.563	38.727	41.182	205.9	36:32.447
14	1	1:51.345	34.833	38.067	38.445	275.2	38:23.792
15	1	1:52.339	34.560	38.365	39.414	278.8	40:16.131
16	1	1:51.392	34.620	38.262	38.510	274.5	42:07.523
17	1	1:59.847 B	34.794	38.338	46.715	274.5	44:07.370
18	1	4:54.277	3:09.941	54.521	49.815	111.7	49:01.647
19	1	1:59.738	35.056	45.057	39.625	269.1	51:01.385
20	1	1:50.411	34.778	37.617	38.016	279.5	52:51.796
21	1	2:06.824	35.117	50.615	41.092	257.6	54:58.620
22	1	1:50.173	34.426	37.616	38.131	281.7	56:48.793
23	1	1:49.774	34.488	37.380	37.906	280.2	58:38.567
24	1	2:31.549 B	43.157	50.268	58.124	189.4	1:01:10.116

26 Ghinzani Arco Motorsport PORSCHE 911 GT3 CUP							
1.Mickael GROSSO							
Lap	D	Time	Sector 1	Sector 2	Sector 3	T.Spd	Elapsed
1	1	5:10.887	3:29.049	56.499	45.339	158.5	5:10.887
2	1	2:03.212	37.749	43.526	41.937	240.0	7:14.099
3	1	2:03.158	37.903	43.458	41.797	251.1	9:17.257
4	1	1:58.639	36.099	40.262	42.278	262.0	11:15.896
5	1	1:56.645	35.891	39.905	40.849	270.4	13:12.541
6	1	2:10.373	46.694	41.423	42.256	280.2	15:22.914
7	1	2:09.014 B	36.079	40.132	52.803	272.5	17:31.928
8	1	8:47.576	7:18.655	43.223	45.698	188.7	26:19.504
9	1	1:57.801	36.593	39.984	41.224	240.0	28:17.305
10	1	4:01.434	1:22.255	1:50.250	48.929	126.1	32:18.739



Porsche Carrera Cup Italia

ACI Racing Weekend Monza 5/7 Aprile 2019

Free Practice

Sector Analysis

Personal Best Session Best Crossing the finish line in the pit lane

Lap	D	Time	Sector 1	Sector 2	Sector 3	T.Spd	Elapsed	Lap	D	Time	Sector 1	Sector 2	Sector 3	T.Spd	Elapsed
11	1	2:05.456	36.999	41.832	46.625	255.2	34:24.195	13	1	1:59.057 B	35.092	38.041	45.924	267.1	41:42.564
12	1	1:57.075	35.918	40.043	41.114	263.9	36:21.270	14	1	6:46.549	5:16.330	43.313	46.906	126.7	48:29.113
13	1	1:54.838	35.744	39.062	40.032	273.2	38:16.108	15	1	1:52.113	35.318	38.327	38.468	268.4	50:21.226
14	1	1:54.739	35.449	39.258	40.032	269.1	40:10.847	16	1	1:50.400	34.698	37.666	38.036	278.1	52:11.626
15	1	2:04.572 B	35.274	39.409	49.889	275.2	42:15.419	17	1	1:50.452	34.710	37.630	38.112	277.3	54:02.078
16	1	6:51.967	5:29.893	40.350	41.724	202.5	49:07.386	18	1	2:18.568	41.342	46.454	50.772	280.9	56:20.646
17	1	1:56.503	36.014	40.177	40.312	273.9	51:03.889	19	1	1:50.587	34.875	37.596	38.116	267.1	58:11.233
18	1	1:54.237	35.336	39.088	39.813	275.2	52:58.126	20	1	1:50.538	34.839	37.735	37.964	274.5	1:00:01.771
19	1	1:57.585	35.103	40.956	41.526	271.1	54:55.711	43 Duell Race 1.Jovan LAZAREVIC PORSCHE 911 GT3 CUP							
20	1	1:59.134	35.468	42.258	41.408	277.3	56:54.845	1	1	2:55.560	1:23.287	46.598	45.675	108.3	2:55.560
21	1	1:54.600	35.400	39.281	39.919	274.5	58:49.445	2	1	1:59.940	36.972	41.466	41.502	228.9	4:55.500
22	1	1:53.837	35.172	39.093	39.572	271.8	1:00:43.282	3	1	1:56.155	36.328	39.937	39.890	275.2	6:51.655

Lap	D	Time	Sector 1	Sector 2	Sector 3	T.Spd	Elapsed
1	1	3:02.525	1:29.921	46.618	45.986	138.9	3:02.525
2	1	2:00.466	37.251	42.451	40.764	224.6	5:02.991
3	1	1:53.956	35.464	38.983	39.509	270.4	6:56.947
4	1	1:52.959	34.974	38.751	39.234	275.9	8:49.906
5	1	2:08.652	42.291	45.026	41.335	280.2	10:58.558
6	1	1:52.671	35.214	38.529	38.928	269.1	12:51.229
7	1	1:52.402	34.934	38.540	38.928	273.2	14:43.631
8	1	1:53.038	34.961	38.451	39.626	274.5	16:36.669
9	1	2:06.698 B	35.762	39.797	51.139	272.5	18:43.367
10	1	5:24.479	4:02.145	40.573	41.761	167.5	24:07.846
11	1	1:56.223	35.512	40.449	40.262	268.4	26:04.069
12	1	1:57.728	34.929	41.829	40.970	275.9	28:01.797
13	1	3:51.582	1:07.075	1:54.955	49.552	277.3	31:53.379
14	1	1:52.681	35.133	38.661	38.887	274.5	33:46.060
15	1	1:52.281	34.770	38.564	38.947	274.5	35:38.341
16	1	1:52.236	34.890	38.439	38.907	278.1	37:30.577
17	1	1:52.176	35.009	38.494	38.673	277.3	39:22.753
18	1	1:52.681	34.808	38.553	39.320	278.1	41:15.434
19	1	2:01.528 B	35.249	38.399	47.880	275.9	43:16.962
20	1	5:27.655	3:59.181	42.634	45.840	167.5	48:44.617
21	1	1:52.664	34.946	38.832	38.886	273.9	50:37.281
22	1	1:52.262	35.145	38.257	38.860	273.9	52:29.543
23	1	1:53.752	35.030	39.782	38.940	272.5	54:23.295
24	1	1:51.516	34.833	38.039	38.644	278.8	56:14.811
25	1	1:51.108	34.922	37.762	38.424	278.8	58:05.919
26	1	1:51.343	34.801	38.033	38.509	278.8	59:57.262
27	1	1:51.640	34.764	38.179	38.697	278.8	1:01:48.902

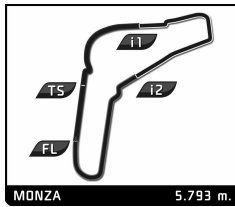
Lap	D	Time	Sector 1	Sector 2	Sector 3	T.Spd	Elapsed
1	1	12:07.300	...	51.878	44.086	153.3	12:07.300
2	1	1:57.692	37.312	41.084	39.296	216.6	14:04.992
3	1	1:52.313	35.262	38.330	38.721	267.1	15:57.305
4	1	2:01.559 B	35.281	38.165	48.113	267.1	17:58.864
5	1	6:41.564	5:24.366	38.584	38.614	149.8	24:40.428
6	1	1:52.053	35.237	38.182	38.634	270.4	26:32.481
7	1	1:51.902	34.714	38.593	38.595	271.8	28:24.383
8	1	3:51.839	1:48.075	1:21.253	42.511	58.3	32:16.222
9	1	1:52.918	35.158	38.573	39.187	271.1	34:09.140
10	1	1:51.483	34.613	38.051	38.819	277.3	36:00.623
11	1	1:51.598	34.975	38.226	38.397	271.1	37:52.221
12	1	1:51.286	34.721	38.060	38.505	277.3	39:43.507

Lap	D	Time	Sector 1	Sector 2	Sector 3	T.Spd	Elapsed
1	1	7:19.321	5:56.062	42.233	41.026	188.7	7:19.321
2	1	1:53.238	35.660	38.768	38.810	254.6	9:12.559
3	1	1:51.744	34.717	38.121	38.906	270.4	11:04.303
4	1	1:50.823	34.698	37.850	38.275	271.8	12:55.126
5	1	1:50.968	34.843	38.023	38.102	277.3	14:46.094
6	1	1:58.305 B	34.873	38.046	45.386	276.6	16:44.399
7	1	8:21.858	7:04.601	38.791	38.466	195.9	25:06.257
8	1	1:51.585	34.935	38.321	38.329	271.8	26:57.842
9	1	2:42.404	34.767	37.812	1:29.825	273.2	29:40.246
10	1	3:05.669	1:44.185	39.665	41.819	55.6	32:45.915
11	1	1:53.331	34.913	39.289	39.129	273.9	34:39.246
12	1	1:50.854	34.905	37.913	38.036	273.2	36:30.100
13	1	1:51.010	34.676	38.030	38.304	275.9	38:21.110
14	1	2:00.248 B	35.051	39.929	45.268	269.1	40:21.358
15	1	12:03.322	...	38.382	38.692	173.1	52:24.680
16	1	1:52.998	34.895	39.648	38.455	274.5	54:17.678
17	1	1:51.301	34.924	38.027	38.350	273.2	56:08.979
18	1	1:51.873	34.796	38.593	38.484	271.1	58:00.852
19	1	1:50.904	34.872	37.879	38.153	271.8	59:51.756
20	1	2:01.145 B	34.995	41.330	44.820	271.8	1:01:52.901

Lap	D	Time	Sector 1	Sector 2	Sector 3	T.Spd	Elapsed
1	1	7:19.321	5:56.062	42.233	41.026	188.7	7:19.321
2	1	1:53.238	35.660	38.768	38.810	254.6	9:12.559
3	1	1:51.744	34.717	38.121	38.906	270.4	11:04.303
4	1	1:50.823	34.698	37.850	38.275	271.8	12:55.126
5	1	1:50.968	34.843	38.023	38.102	277.3	14:46.094
6	1	1:58.305 B	34.873	38.046	45.386	276.6	16:44.399
7	1	8:21.858	7:04.601	38.791	38.466	195.9	25:06.257
8	1	1:51.585	34.935	38.321	38.329	271.8	26:57.842
9	1	2:42.404	34.767	37.812	1:29.825	273.2	29:40.246
10	1	3:05.669	1:44.185	39.665	41.819	55.6	32:45.915
11	1	1:53.331	34.913	39.289	39.129	273.9	34:39.246
12	1	1:50.854	34.905	37.913	38.036	273.2	36:30.100
13	1	1:51.010	34.676	38.030	38.304	275.9	38:21.110
14	1	2:00.248 B	35.051	39.929	45.268	269.1	40:21.358
15	1	12:03.322	...	38.382	38.692	173.1	52:24.680
16	1	1:52.998	34.895	39.648	38.455	274.5	54:17.678
17	1	1:51.301	34.924	38.027	38.350	273.2	56:08.979
18	1	1:51.873	34.796	38.593	38.484	271.1	58:00.852
19	1	1:50.904	34.872	37.879	38.153	271.8	59:51.756
20	1	2:01.145 B	34.995	41.330	44.820	271.8	1:01:52.901

Lap	D	Time	Sector 1	Sector 2	Sector 3	T.Spd	Elapsed
1	1	12:07.300	...	51.878	44.086	153.3	12:07.300
2	1	1:57.692	37.312	41.084	39.296	216.6	14:04.992
3	1	1:52.313	35.262	38.330	38.721	267.1	15:57.305
4	1	2:01.559 B	35.281	38.165	48.113	267.1	17:58.864
5	1	6:41.564	5:24.366	38.584	38.614	149.8	24:40.428
6	1	1:52.053	35.237	38.182	38.634	270.4	26:32.481
7	1	1:51.902	34.714	38.593	38.595	271.8	28:24.383
8	1	3:51.839	1:48.075	1:21.253	42.511	58.3	32:16.222
9	1	1:52.918	35.158	38.573	39.187	271.1	34:09.140
10	1	1:51.483	34.613	38.051	38.819	277.3	36:00.623
11	1	1:51.598	34.975	38.226	38.397	271.1	37:52.221
12	1	1:51.286	34.721	38.060	38.505	277.3	39:43.507

56 Team Malucelli
1.Niccolò MERCATALI
2.Simone SARTORI
PORSCHE 911 GT3 CUP
M.CUP/S



Porsche Carrera Cup Italia


ACI Racing Weekend Monza 5/7 Aprile 2019

Free Practice

Sector Analysis

■ Personal Best ■ Session Best ■ Crossing the finish line in the pit lane

Lap	D	Time	Sector 1	Sector 2	Sector 3	T.Sp	Elapsed	Lap	D	Time	Sector 1	Sector 2	Sector 3	T.Sp	Elapsed
60 Team Malucelli PORSCHE 911 GT3 CUP															
1.Marco GALASSI M.CUP/S															
2.Michele LA MARCA															
1	1	3:07.985	1:30.163	49.723	48.099	132.6	3:07.985								
2	1	2:05.284	40.035	42.272	42.977	195.2	5:13.269								
3	1	1:58.764	37.000	40.464	41.300	226.0	7:12.033								
4	1	1:56.628	36.073	39.975	40.580	262.0	9:08.661								
5	1	2:00.323	39.893	39.713	40.717	273.2	11:08.984								
6	1	1:56.054	35.774	39.766	40.514	270.4	13:05.038								
7	1	1:55.606	36.045	39.267	40.294	263.2	15:00.644								
8	1	1:55.598	35.837	39.529	40.232	269.8	16:56.242								
9	1	1:55.975	36.086	39.625	40.264	262.0	18:52.217								
10	1	1:56.330	35.868	39.336	41.126	269.1	20:48.547								
11	1	2:07.522	B	36.253	39.549	51.720	249.4	22:56.069							
12	1	5:44.599	4:20.256	42.213	42.130	172.3	28:40.668								
13	1	3:42.676	1:53.086	1:07.082	42.508	57.3	32:23.344								
14	1	1:59.461	36.894	40.640	41.927	267.8	34:22.805								
15	1	1:58.123	36.537	40.387	41.199	263.9	36:20.928								
16	1	1:58.218	36.734	40.518	40.966	271.8	38:19.146								
17	1	1:58.075	36.816	40.323	40.936	273.2	40:17.221								
18	1	1:57.141	36.208	40.019	40.914	273.9	42:14.362								
19	1	2:04.332	42.312	40.642	41.378	273.9	44:18.694								
20	1	1:57.097	36.069	40.096	40.932	269.8	46:15.791								
21	1	1:55.664	35.767	39.713	40.184	273.9	48:11.455								
22	1	2:01.930	36.397	40.656	44.877	273.2	50:13.385								
23	1	1:57.237	36.219	40.219	40.799	271.8	52:10.622								
24	1	2:52.671	36.178	1:31.448	45.045	270.4	55:03.293								
25	1	2:18.756	B	42.945	44.494	51.317	234.3	57:22.049							
66 Tsunami RT PORSCHE 911 GT3 CUP															
1.Thomas NICOLLE M.CUP															
1	1	11:10.012	9:35.880	50.010	44.122	121.9	11:10.012								
2	1	1:56.967	36.247	39.955	40.765	255.2	13:06.979								
3	1	1:54.737	35.669	39.384	39.684	262.6	15:01.716								
4	1	1:58.224	38.780	39.353	40.091	278.1	16:59.940								
5	1	1:54.381	35.710	38.923	39.748	254.6	18:54.321								
6	1	1:53.630	35.247	38.847	39.536	274.5	20:47.951								
7	1	2:00.505	B	35.263	38.769	46.473	270.4	22:48.456							
8	1	4:18.439	2:59.635	39.133	39.671	209.9	27:06.895								
9	1	5:53.100	B	35.058	4:18.386	59.656	276.6	32:59.995							
10	1	8:37.302	7:13.321	40.782	43.199	166.0	41:37.297								
11	1	1:54.762	35.615	39.325	39.822	268.4	43:32.059								
12	1	1:55.268	35.797	39.543	39.928	257.6	45:27.327								
13	1	1:55.563	35.577	39.631	40.355	254.6	47:22.890								
14	1	2:05.434	B	35.679	41.900	47.855	265.8	49:28.324							
67 Tsunami RT PORSCHE 911 GT3 CUP															
1.Alex DE GIACOMI M.CUP															
1	1	11:05.271	9:38.231	43.949	43.091	155.3	11:05.271								
2	1	1:53.879	35.539	39.013	39.327	248.8	12:59.150								
3	1	1:52.525	34.948	38.606	38.971	272.5	14:51.675								
4	1	1:52.728	34.857	38.826	39.045	273.9	16:44.403								
5	1	1:53.301	34.950	38.509	39.842	269.8	18:37.704								
6	1	2:13.083	B	39.472	40.553	53.058	278.8	20:50.787							
7	1	7:36.203	6:15.226	41.197	39.780	188.7	28:26.990								
8	1	3:49.789	1:47.267	1:19.793	42.729	59.1	32:16.779								
9	1	1:53.564	35.263	38.666	39.635	257.0	34:10.343								
10	1	1:54.114	35.346	39.508	39.260	247.7	36:04.457								
11	1	2:05.493	B	36.233	38.651	50.609	262.0	38:09.950							
12	1	5:27.391	3:57.516	44.858	45.017	103.0	43:37.341								
13	1	1:55.397	36.652	39.454	39.291	233.8	45:32.738								
14	1	1:52.528	34.992	38.610	38.926	277.3	47:25.266								
15	1	3:25.851	B	34.954	1:12.158	1:38.739	276.6	50:51.117							
81 Ombra Racing PORSCHE 911 GT3 CUP															
1.Marco CASSARÀ M.CUP															
1	1	3:16.088	B	1:45.303	41.477	49.308	180.0	3:16.088							
2	1	3:50.468	2:30.313	40.398	39.757	160.4	7:06.556								
3	1	1:54.396	35.637	39.374	39.385	254.6	9:00.952								
4	1	1:55.636	35.999	39.206	40.431	259.5	10:56.588								
5	1	1:52.996	35.100	38.951	38.945	272.5	12:49.584								
6	1	1:52.616	35.065	38.608	38.943	276.6	14:42.200								
7	1	1:52.389	34.950	38.537	38.902	273.2	16:34.589								
8	1	2:18.562	B	34.911	44.116	59.535	277.3	18:53.151							
9	1	5:38.768	4:20.591	39.048	39.129	202.1	24:31.919								
10	1	1:58.868	38.705	40.955	39.208	279.5	26:30.787								
11	1	2:02.969	35.594	41.537	45.838	239.5	28:33.756								
12	1	3:52.069	1:52.275	1:09.873	49.921	58.4	32:25.825								
13	1	1:56.827	35.358	39.879	41.590	263.2	34:22.652								
14	1	2:09.503	B	35.581	43.808	50.114	259.5	36:32.155							
15	1	4:03.184	2:42.194	40.828	40.162	170.9	40:35.339								
16	1	1:53.492	35.541	39.050	38.901	252.8	42:28.831								
17	1	1:53.058	35.028	39.213	38.817	271.1	44:21.889								
18	1	1:52.871	34.974	38.558	39.339	275.9	46:14.760								
19	1	1:52.131	34.991	38.331	38.809	278.8	48:06.891								



Porsche Carrera Cup Italia

ACI Racing Weekend Monza 5/7 Aprile 2019

Free Practice

Sector Analysis

Personal Best Session Best Crossing the finish line in the pit lane

Lap	D	Time	Sector 1	Sector 2	Sector 3	T.Spd	Elapsed	Lap	D	Time	Sector 1	Sector 2	Sector 3	T.Spd	Elapsed
20	1	1:53.580	35.026	38.510	40.044	275.2	50:00.471	89 GDL RACING PORSCHE 911 GT3 CUP 1.Bashar MARDINI M.CUP							
21	1	1:51.822	34.912	38.434	38.476	273.9	51:52.293								
22	1	1:58.769 B	35.095	38.458	45.216	276.6	53:51.062								
23	1	3:47.405	2:29.914	38.623	38.868	201.7	57:38.467								
24	1	2:01.751 B	35.114	38.321	48.316	275.9	59:40.218	88 Dinamic Motorsport srl PORSCHE 911 GT3 CUP 1.Luca PASTORELLI M.CUP							
1	1	5:52.101	4:27.429	43.199	41.473	184.6	5:52.101								
2	1	1:58.264	36.712	40.316	41.236	267.8	7:50.365								
3	1	2:06.384	44.942	40.630	40.812	269.1	9:56.749								
4	1	1:57.836	36.113	40.649	41.074	265.2	11:54.585								
5	1	1:55.555	35.869	39.428	40.258	271.1	13:50.140								
6	1	1:56.600	36.153	40.518	39.929	266.5	15:46.740								
7	1	2:02.227 B	36.301	39.477	46.449	250.5	17:48.967								
8	1	8:03.334	6:34.299	45.062	43.973	200.6	25:52.301								
9	1	1:55.567	36.638	39.378	39.551	273.9	27:47.868								
10	1	3:46.771	35.729	1:42.895	1:28.147	271.1	31:34.639								
11	1	1:56.723	36.613	39.669	40.441	269.8	33:31.362								
12	1	1:56.491	36.442	39.697	40.352	269.1	35:27.853								
13	1	1:55.680	36.467	39.304	39.909	270.4	37:23.533								
14	1	1:54.974	35.594	39.729	39.651	273.9	39:18.507								
15	1	1:54.898	36.021	39.304	39.573	267.8	41:13.405								
16	1	2:06.392 B	39.771	39.386	47.235	255.8	43:19.797								
17	1	7:31.426	6:08.797	42.348	40.281	148.7	50:51.223								
18	1	1:55.289	36.059	39.089	40.141	270.4	52:46.512								
19	1	1:57.031	35.958	38.817	42.256	269.8	54:43.543								
20	1	1:54.475	35.767	39.400	39.308	271.1	56:38.018								
21	1	1:53.384	35.800	38.614	38.970	265.8	58:31.402								
22	1	1:53.694	35.640	38.830	39.224	269.8	1:00:25.096								
89 GDL RACING PORSCHE 911 GT3 CUP 1.Bashar MARDINI M.CUP								1	1	5:07.347	3:32.097	51.750	43.500	132.9	5:07.347
								2	1	1:57.764	36.735	40.295	40.734	245.4	7:05.111
								3	1	1:54.940	36.777	39.115	39.048	258.2	9:00.051
								4	1	1:53.591	35.534	38.819	39.238	271.8	10:53.642
								5	1	1:52.608	35.052	38.638	38.918	268.4	12:46.250
								6	1	1:52.612	35.028	38.758	38.826	276.6	14:38.862
								7	1	1:52.363	34.932	38.645	38.786	272.5	16:31.225
								8	1	1:52.227	34.891	38.487	38.849	275.9	18:23.452
								9	1	2:03.121 B	34.926	38.917	49.278	275.9	20:26.573
								10	1	5:40.052	4:21.875	39.058	39.119	199.9	26:06.625
								11	1	1:52.390	35.080	38.364	38.946	278.1	27:59.015
								12	1	3:50.958	59.807	1:55.002	56.149	271.8	31:49.973
								13	1	1:52.820	35.158	38.734	38.928	270.4	33:42.793
								14	1	1:53.238	35.194	38.539	39.505	271.1	35:36.031
								15	1	2:04.559 B	35.202	38.929	50.428	271.8	37:40.590
								16	1	6:21.063	4:45.414	49.835	45.814	92.9	44:01.653
								17	1	1:59.573	37.845	40.875	40.853	231.8	46:01.226
								18	1	1:53.048	35.317	38.635	39.096	269.1	47:54.274
								19	1	1:52.194	35.029	38.348	38.817	273.9	49:46.468
								20	1	1:52.259	35.093	38.438	38.728	275.2	51:38.727
21	1	1:51.751	34.956	38.290	38.505	275.9	53:30.478								
22	1	1:52.145	34.970	38.427	38.748	274.5	55:22.623								
23	1	2:03.568 B	34.801	38.219	50.548	277.3	57:26.191								
99 GT3 Poland PORSCHE 911 GT3 CUP 1.Mariusz MIEKOS M.CUP/S								1	1	13:46.045	...	46.444	45.507	126.3	13:46.045
								2	1	2:09.117	41.361	43.942	43.814	204.4	15:55.162
								3	1	2:05.725	39.519	43.142	43.064	242.7	18:00.887
								4	1	2:02.295	37.492	42.056	42.747	257.6	20:03.182
								5	1	2:02.204	38.133	41.565	42.506	229.4	22:05.386
								6	1	2:13.231 B	38.178	41.372	53.681	230.3	24:18.617
								7	1	3:56.786	2:32.309	41.262	43.215	203.2	28:15.403
								8	1	4:11.992 B	1:14.205	1:49.910	1:07.877	161.3	32:27.395
								9	1	2:40.756	1:17.739	41.334	41.683	203.2	35:08.151
								10	1	1:59.008	36.910	40.557	41.541	258.2	37:07.159
								11	1	1:58.667	36.895	40.577	41.195	257.0	39:05.826
								12	1	1:57.845	36.858	39.946	41.041	253.4	41:03.671
								13	1	1:58.439	36.723	40.168	41.548	265.2	43:02.110
								14	1	1:57.737	36.733	40.240	40.764	265.2	44:59.847
								15	1	1:57.448	36.203	40.450	40.795	269.1	46:57.295
								16	1	1:57.658	36.612	40.072	40.974	249.9	48:54.953
								17	1	1:57.468	36.324	40.222	40.922	267.1	50:52.421
								18	1	1:57.649	36.385	40.145	41.119	264.5	52:50.070
								19	1	1:58.195	36.656	40.494	41.045	265.2	54:48.265
20	1	2:09.007 B	37.130	40.852	51.025	265.8	56:57.272								