

Porsche Carrera Cup Italia

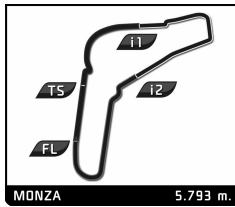
ACI Racing Weekend Monza 5/7 Aprile 2019

Race 1

Sector Analysis

■ Personal Best ■ Session Best ■ Crossing the finish line in the pit lane

Lap	D	Time	Sector 1	Sector 2	Sector 3	T.Spd	Elapsed	Lap	D	Time	Sector 1	Sector 2	Sector 3	T.Spd	Elapsed
3 Bonaldi Motorsport 1. Patrick KUJALA								PORSCHE 911 GT3 CUP							
1	1	1:56.159	38.545	38.234	39.380	217.4	1:56.159	5	1	1:51.890	34.985	38.279	38.626	263.9	9:30.727
2	1	1:51.210	35.194	37.985	38.031	274.5	3:47.369	6	1	1:52.870	34.566	39.670	38.634	275.9	11:23.597
3	1	1:51.025	34.997	37.948	38.080	249.9	5:38.394	7	1	1:52.156	34.763	38.740	38.653	267.8	13:15.753
4	1	1:51.234	34.914	37.950	38.370	264.5	7:29.628	8	1	1:51.700	34.892	38.197	38.611	274.5	15:07.453
5	1	1:51.361	34.449	38.840	38.072	273.2	9:20.989	9	1	1:52.102	34.872	38.659	38.571	270.4	16:59.555
6	1	1:51.119	34.983	38.070	38.066	261.3	11:12.108	10	1	1:52.338	34.676	38.622	39.040	273.9	18:51.893
7	1	1:51.244	34.915	38.218	38.111	282.4	13:03.352	11	1	1:52.242	35.579	38.219	38.444	275.9	20:44.135
8	1	1:50.999	34.855	38.091	38.053	262.0	14:54.351	12	1	1:51.499	34.723	38.326	38.450	274.5	22:35.634
9	1	1:50.643	34.609	38.045	37.989	271.8	16:44.994	13	1	1:52.125	34.948	38.385	38.792	271.8	24:27.759
10	1	1:50.738	34.636	37.990	38.112	271.8	18:35.732	14	1	1:52.188	34.844	38.684	38.660	263.9	26:19.947
11	1	1:51.300	34.674	38.128	38.498	268.4	20:27.032	15	1	1:51.728	34.808	38.272	38.648	269.8	28:11.675
12	1	1:51.123	34.888	37.930	38.305	263.2	22:18.155	16	1	1:51.835	34.688	38.592	38.555	273.9	30:03.510
13	1	1:51.808	34.748	37.797	39.263	271.8	24:09.963	17	1	1:52.767	35.002	38.463	39.302	273.9	31:56.277
14	1	1:51.242	35.096	38.095	38.051	280.2	26:01.205	8 Dinamic Motorsport srl 1. Diego BERTONELLI							
15	1	1:50.741	34.693	37.945	38.103	269.1	27:51.946	1	1	1:52.828	36.206	38.160	38.462	218.8	1:52.828
16	1	1:50.967	34.675	38.093	38.199	275.2	29:42.913	2	1	1:50.752	34.882	37.778	38.092	267.8	3:43.580
17	1	1:51.061	34.851	38.064	38.146	265.8	31:33.974	3	1	1:51.236	35.049	37.958	38.229	269.1	5:34.816
4 AB Racing 1. Giovanni BERTON								PORSCHE 911 GT3 CUP							
1	1	1:56.942	38.654	39.469	38.819	226.5	1:56.942	4	1	1:51.235	35.126	37.765	38.344	276.6	7:26.051
2	1	1:51.008	34.861	38.093	38.054	261.3	3:47.950	5	1	1:50.892	34.916	37.751	38.225	272.5	9:16.943
3	1	1:51.074	34.994	38.030	38.050	257.0	5:39.024	6	1	1:50.607	34.802	37.655	38.150	274.5	11:07.550
4	1	1:51.025	34.825	38.024	38.176	264.5	7:30.049	7	1	1:50.997	34.875	37.957	38.165	273.2	12:58.547
5	1	1:52.052	34.786	38.799	38.467	262.6	9:22.101	8	1	1:50.920	34.887	37.873	38.160	272.5	14:49.467
6	1	1:51.021	34.747	38.068	38.206	269.8	11:13.122	9	1	1:51.040	34.897	37.829	38.314	272.5	16:40.507
7	1	1:51.480	34.660	38.019	38.801	272.5	13:04.602	10	1	1:51.015	34.955	37.920	38.140	276.6	18:31.522
8	1	1:51.018	34.899	37.994	38.125	258.9	14:55.620	11	1	1:51.065	34.780	38.008	38.277	275.9	20:22.587
9	1	1:51.167	34.708	37.944	38.515	269.8	16:46.787	12	1	1:50.980	34.947	37.843	38.190	268.4	22:13.567
10	1	1:50.833	34.630	37.913	38.290	272.5	18:37.620	13	1	1:51.757	34.734	38.833	38.190	275.9	24:05.324
11	1	1:52.459	35.417	38.536	38.506	267.1	20:30.079	14	1	1:50.973	34.926	37.826	38.221	273.2	25:56.297
12	1	1:51.505	34.913	38.340	38.252	269.8	22:21.584	15	1	1:51.069	34.857	37.973	38.239	275.2	27:47.366
13	1	1:51.257	34.731	38.157	38.369	267.8	24:12.841	16	1	1:51.054	34.907	37.932	38.215	273.9	29:38.420
14	1	1:51.004	34.603	38.024	38.377	273.9	26:03.845	17	1	1:51.659	34.820	38.148	38.691	275.2	31:30.079
15	1	1:51.578	34.662	38.178	38.738	280.2	27:55.423	9 Dinamic Motorsport srl 1. Lodovico LAURINI							
16	1	1:52.087	34.799	38.713	38.575	266.5	29:47.510	1	1	1:59.147	40.029	39.538	39.580	219.6	1:59.147
17	1	1:52.483	35.253	38.703	38.527	267.8	31:39.993	2	1	1:52.190	35.216	38.434	38.540	258.9	3:51.337
5 Dinamic Motorsport srl 1. Andres MENDEZ								PORSCHE 911 GT3 CUP							
1	1	1:59.603	40.649	39.413	39.541	212.3	1:59.603	3	1	1:51.831	35.137	38.042	38.652	265.2	5:43.168
2	1	1:52.362	35.388	38.386	38.588	246.5	3:51.965	4	1	1:52.117	34.814	38.480	38.823	269.1	7:35.285
3	1	1:52.251	35.210	38.296	38.745	254.6	5:44.216	5	1	1:52.248	34.744	38.724	38.780	269.1	9:27.533
4	1	1:52.157	35.103	38.557	38.497	260.7	7:36.373	6	1	1:51.618	34.886	38.247	38.485	267.1	11:19.151
5	1	1:52.115	35.047	38.464	38.604	263.2	9:28.488	7	1	1:53.204	35.320	39.315	38.569	268.4	13:12.355
6	1	1:51.896	35.130	38.335	38.431	251.7	11:20.384	8	1	1:52.329	35.207	38.201	38.921	272.5	15:04.684
7	1	1:52.822	35.016	38.644	39.162	260.7	13:13.206	9	1	1:52.021	35.080	38.402	38.539	270.4	16:56.705
7 AB Racing 1. Stefano MONACO								PORSCHE 911 GT3 CUP							
1	1	1:59.846	40.414	39.228	40.204	224.2	1:59.846	10	1	1:52.337	35.139	38.536	38.662	264.5	18:49.042
2	1	1:55.074	36.392	39.595	39.087	249.4	3:54.920	11	1	1:52.333	35.387	38.459	38.487	269.1	20:41.375
3	1	1:52.014	35.231	38.128	38.655	257.0	5:46.934	12	1	1:52.117	34.984	38.251	38.882	274.5	22:33.492
4	1	1:51.903	34.811	38.209	38.883	268.4	7:38.837	13	1	1:52.124	35.075	38.388	38.661	265.2	24:25.616
13 Dinamic Motorsport srl 1. Moritz SAGER								PORSCHE 911 GT3 CUP							
1	1	1:58.031	38.972	39.650	39.409	221.4	1:58.031	14	1	1:52.252	35.305	38.428	38.519	269.1	26:17.868
								15 1 1:52.054 34.934 38.601 38.519 271.1 28:09.922							
								16 1 1:52.274 35.034 38.410 38.830 271.8 30:02.196							
								17 1 1:52.986 35.179 38.665 39.142 265.2 31:50.182							



Porsche Carrera Cup Italia

ACI Racing Weekend Monza 5/7 Aprile 2019

Race 1

Sector Analysis

Personal Best Session Best B Crossing the finish line in the pit lane

Lap	D	Time	Sector 1	Sector 2	Sector 3	T.Spd	Elapsed	Lap	D	Time	Sector 1	Sector 2	Sector 3	T.Spd	Elapsed
2	1	1:51.088	35.179	37.647	38.262	263.9	3:49.119	3	1	1:52.925	35.706	38.192	39.027	237.9	5:48.132
3	1	1:51.240	35.268	37.929	38.043	255.8	5:40.359	4	1	1:51.574	34.818	38.226	38.530	278.8	7:39.706
4	1	1:50.470	34.917	37.592	37.961	275.2	7:30.829	5	1	1:53.869	34.983	40.209	38.677	272.5	9:33.575
5	1	1:51.806	34.770	38.721	38.315	267.8	9:22.635	6	1	1:51.562	34.610	38.353	38.599	278.8	11:25.137
6	1	1:50.912	34.690	37.989	38.233	271.8	11:13.547	7	1	1:51.882	34.686	38.597	38.599	278.1	13:17.019
7	1	1:51.029	34.712	37.928	38.389	269.1	13:04.576	8	1	1:52.268	35.500	38.287	38.481	275.2	15:09.287
8	1	1:51.512	35.212	38.133	38.167	260.7	14:56.088	9	1	1:51.545	34.837	38.245	38.463	275.9	17:00.832
9	1	1:51.018	34.698	38.109	38.211	266.5	16:47.106	10	1	1:51.553	34.764	38.240	38.549	273.2	18:52.385
10	1	1:50.865	34.705	37.937	38.223	264.5	18:37.971	11	1	1:53.949	35.595	39.656	38.698	260.7	20:46.334
11	1	1:50.835	34.665	37.983	38.187	276.6	20:28.806	12	1	1:52.207	35.051	38.298	38.858	267.1	22:38.541
12	1	1:51.697	35.013	38.201	38.483	273.2	22:20.503	13	1	1:54.050	34.879	40.497	38.674	265.8	24:32.591
13	1	1:51.043	34.741	37.776	38.526	274.5	24:11.546	14	1	1:52.474	34.918	38.774	38.782	273.9	26:25.065
14	1	1:51.579	35.059	38.112	38.408	271.1	26:03.125	15	1	1:51.987	34.761	38.546	38.680	275.2	28:17.052
15	1	1:52.418	34.958	38.273	39.187	278.8	27:55.543	16	1	1:52.901	35.336	38.395	39.170	263.2	30:09.953
16	1	1:52.249	35.101	38.377	38.771	275.2	29:47.792	17	1	1:54.104	35.868	38.895	39.341	268.4	32:04.057
17	1	1:52.958	35.059	39.494	38.405	278.8	31:40.750								

17 **Tsunami RT** PORSCHE 911 GT3 CUP
1. Enrico FULGENZI

1	1	1:52.297	35.690	38.191	38.416	214.9	1:52.297
2	1	1:50.996	34.971	37.726	38.299	275.2	3:43.293
3	1	1:51.408	35.094	38.021	38.293	269.1	5:34.701
4	1	1:52.600	35.986	38.150	38.464	268.4	7:27.301

19 **Ombra Racing** PORSCHE 911 GT3 CUP
1. Tommaso MOSCA

1	1	1:53.683	37.364	38.100	38.219	222.8	1:53.683
2	1	1:50.945	35.399	37.503	38.043	239.5	3:44.628
3	1	1:50.947	35.037	37.667	38.243	236.9	5:35.575
4	1	1:51.961	35.280	38.218	38.463	254.6	7:27.536
5	1	2:48.479 B	35.004	1:25.842	47.633	260.1	10:16.015
6	1	3:16.867 B	1:51.464	38.760	46.643	178.5	13:32.882

26 **Ghinzani Arco Motorsport** PORSCHE 911 GT3 CUP
1. Mickael GROSSO

1	1	2:03.044	43.509	40.431	39.104	198.0	2:03.044
2	1	1:54.736	35.903	39.774	39.059	264.5	3:57.780
3	1	1:52.499	34.921	38.725	38.853	274.5	5:50.279
4	1	1:52.808	34.720	39.070	39.018	274.5	7:43.087
5	1	1:52.757	35.130	39.159	38.468	252.8	9:35.844
6	1	1:53.050	35.119	39.129	38.802	251.7	11:28.894
7	1	1:52.952	34.728	39.382	38.842	264.5	13:21.846
8	1	1:52.386	35.067	38.711	38.608	275.2	15:14.232
9	1	1:51.940	34.987	38.211	38.742	270.4	17:06.172
10	1	1:51.570	34.684	38.333	38.553	278.1	18:57.742
11	1	1:51.800	34.809	38.364	38.627	276.6	20:49.542
12	1	1:51.504	34.797	38.197	38.510	276.6	22:41.046
13	1	1:52.305	34.537	38.882	38.886	279.5	24:33.351
14	1	1:52.551	34.732	39.117	38.702	275.2	26:25.902
15	1	1:52.207	34.746	38.730	38.731	279.5	28:18.109
16	1	1:52.509	35.439	38.303	38.767	283.9	30:10.618
17	1	1:54.161	35.515	39.274	39.372	270.4	32:04.779

27 **AB Racing** PORSCHE 911 GT3 CUP
1. Francesco Massimo DE LL

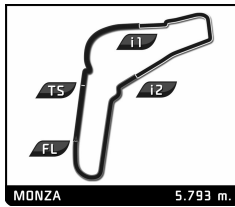
1	1	2:01.327	42.933	39.149	39.245	198.0	2:01.327
2	1	1:53.880	36.406	38.524	38.950	250.5	3:55.207

38 **Ghinzani Arco Motorsport** PORSCHE 911 GT3 CUP
1. Simone IAQUINTA

1	1	1:55.986	37.540	38.591	39.855	215.3	1:55.986
2	1	1:51.141	35.235	37.674	38.232	247.1	3:47.127
3	1	1:51.026	35.109	37.674	38.243	256.4	5:38.153
4	1	1:51.320	35.034	37.991	38.295	259.5	7:29.473
5	1	1:51.673	34.927	38.872	38.874	258.2	9:21.146
6	1	1:50.863	34.720	37.983	38.160	277.3	11:12.009
7	1	1:50.996	34.902	37.930	38.164	275.9	13:03.005
8	1	1:50.756	34.852	37.832	38.072	272.5	14:53.761
9	1	1:50.830	34.797	37.936	38.097	269.8	16:44.591
10	1	1:50.761	34.674	37.873	38.214	271.8	18:35.352
11	1	1:50.725	34.623	38.061	38.041	273.9	20:26.077
12	1	1:50.460	34.608	37.733	38.119	278.1	22:16.537
13	1	1:51.414	34.661	38.444	38.309	273.9	24:07.951
14	1	1:50.917	34.767	37.734	38.416	271.1	25:58.868
15	1	1:50.767	34.533	38.104	38.130	275.2	27:49.635
16	1	1:51.054	34.752	38.172	38.130	277.3	29:40.689
17	1	1:50.670	34.722	37.916	38.032	272.5	31:31.359

43 **Duell Race** PORSCHE 911 GT3 CUP
1. Jovan LAZAREVIC

1	1	2:02.000	43.658	39.412	38.930	194.5	2:02.000
2	1	1:54.438	36.335	39.979	38.124	241.1	3:56.438
3	1	1:52.091	34.915	38.040	39.136	275.2	5:48.529
4	1	1:51.701	34.786	38.488	38.427	269.1	7:40.230
5	1	1:53.974	34.678	40.477	38.819	268.4	9:34.204
6	1	1:51.569	34.594	38.256	38.719	278.8	11:25.773
7	1	1:51.459	34.539	38.385	38.535	269.8	13:17.232
8	1	1:53.091	35.414	39.187	38.490	266.5	15:10.323
9	1	1:51.385	34.742	38.395	38.248	280.2	17:01.708
10	1	1:51.844	34.698	38.295	38.851	277.3	18:53.552
11	1	1:52.280	34.649	39.005	38.626	278.8	20:45.832
12	1	1:51.536	34.797	38.164	38.575	267.8	22:37.368
13	1	1:51.906	34.842	38.324	38.740	281.7	24:29.274
14	1	1:55.246	37.849	38.622	38.775	283.9	26:24.520
15	1	1:52.197	34.817	38.590	38.790	278.8	28:16.717
16	1	1:53.018	35.279	38.238	39.501	259.5	30:09.735
17	1	1:53.968	35.851	38.949	39.168	267.1	32:03.703



Porsche Carrera Cup Italia

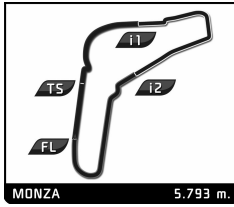
ACI Racing Weekend Monza 5/7 Aprile 2019

Race 1

Sector Analysis

Personal Best Session Best B Crossing the finish line in the pit lane

Lap	D	Time	Sector 1	Sector 2	Sector 3	T.Spd	Elapsed	Lap	D	Time	Sector 1	Sector 2	Sector 3	T.Spd	Elapsed
48 Dinamic Motorsport srl PORSCHE 911 GT3 CUP 1.Jaden CONWRIGHT								66 Tsunami RT PORSCHE 911 GT3 CUP 1.Thomas NICOLLE							
1	1	1:53.114	36.665	38.148	38.301	211.1	1:53.114	1	1	2:01.609	43.146	39.528	38.935	221.0	2:01.609
2	1	1:51.077	35.249	37.756	38.072	251.7	3:44.191	2	1	1:54.632	36.571	39.304	38.757	256.4	3:56.241
3	1	1:50.922	34.845	38.029	38.048	260.1	5:35.113	3	1	1:53.376	35.600	38.855	38.921	257.6	5:49.617
4	1	1:51.354	35.452	37.915	37.987	254.6	7:26.467	4	1	1:53.118	35.090	38.812	39.216	275.2	7:42.735
5	1	1:50.857	34.941	37.729	38.187	265.8	9:17.324	5	1	1:52.728	35.002	38.889	38.837	273.9	9:35.463
6	1	1:51.066	34.956	37.962	38.148	255.2	11:08.390	6	1	1:52.826	35.074	38.895	38.857	271.8	11:28.289
7	1	1:50.902	34.744	38.030	38.128	266.5	12:59.292	7	1	1:52.847	35.011	38.974	38.862	274.5	13:21.136
8	1	1:50.787	34.771	37.892	38.124	266.5	14:50.079	8	1	1:53.998	35.584	39.292	39.122	278.8	15:15.134
9	1	1:50.765	34.816	37.669	38.280	263.2	16:40.844	9	1	1:52.996	35.082	38.761	39.153	271.8	17:08.130
10	1	1:51.316	34.800	38.220	38.296	250.5	18:32.160	10	1	1:52.937	35.139	38.756	39.042	274.5	19:01.067
11	1	1:51.217	34.632	38.035	38.550	263.9	20:23.377	11	1	1:54.021	35.290	38.726	40.005	263.2	20:55.088
12	1	1:50.911	34.875	37.839	38.197	266.5	22:14.288	12	1	1:53.646	35.345	38.841	39.460	265.8	22:48.734
13	1	1:51.445	34.762	38.297	38.386	262.6	24:05.733	13	1	1:54.356	35.487	39.081	39.788	269.8	24:43.090
14	1	1:51.182	34.777	38.018	38.387	251.7	25:56.915	14	1	1:53.028	35.230	38.837	38.961	256.4	26:36.118
15	1	1:51.367	34.709	38.154	38.504	269.1	27:48.282	15	1	1:53.118	35.247	38.606	39.265	274.5	28:29.236
16	1	1:51.077	34.688	38.021	38.368	267.1	29:39.359	16	1	1:53.288	35.168	38.698	39.422	272.5	30:22.524
17	1	1:51.352	34.929	38.206	38.217	270.4	31:30.711	17	1	1:57.593	37.194	39.509	40.890	257.0	32:20.117
56 Team Malucelli PORSCHE 911 GT3 CUP 1.Niccolò MERCATALI M.CUP/S 2.Simone SARTORI								67 Tsunami RT PORSCHE 911 GT3 CUP 1.Alex DE GIACOMI M.CUP							
1	2	2:13.774	48.891	42.172	42.711	188.1	2:13.774	1	1	1:59.795	41.749	38.867	39.179	205.9	1:59.795
2	2	2:01.618	37.726	41.529	42.363	244.3	4:15.392	2	1	1:53.542	35.983	38.936	38.623	234.3	3:53.337
3	2	2:00.857	37.236	41.271	42.350	255.2	6:16.249	3	1	1:52.051	35.042	38.322	38.687	265.2	5:45.388
4	2	2:01.102	37.260	41.380	42.462	257.0	8:17.351	4	1	1:52.219	34.893	38.223	39.103	270.4	7:37.607
5	2	2:01.242	37.067	41.789	42.386	258.9	10:18.593	5	1	1:52.056	34.742	38.560	38.754	267.8	9:29.663
6	2	2:01.097	37.248	41.648	42.201	262.0	12:19.690	6	1	1:51.963	35.107	38.170	38.686	257.0	11:21.626
7	2	2:01.024	37.271	41.390	42.363	254.6	14:20.714	7	1	1:52.796	34.962	38.590	39.244	260.7	13:14.422
8	2	2:00.514	36.919	41.234	42.361	267.1	16:21.228	8	1	1:52.304	35.400	38.267	38.637	269.8	15:06.726
9	2	2:01.022	37.377	41.390	42.255	255.2	18:22.250	9	1	1:52.147	35.018	38.445	38.684	260.7	16:58.873
10	2	2:02.904	37.535	41.458	43.911	257.6	20:25.154	10	1	1:52.294	35.045	38.616	38.633	267.8	18:51.167
11	2	2:05.529	39.826	42.448	43.255	219.2	22:30.683	11	1	1:52.070	34.991	38.314	38.765	268.4	20:43.237
12	2	2:18.056	47.497	44.874	45.685	247.7	24:48.739	12	1	1:51.553	34.877	37.998	38.678	262.6	22:34.790
13	2	2:04.456	38.485	42.470	43.501	248.8	26:53.195	13	1	1:52.296	34.785	38.419	39.092	269.1	24:27.086
14	2	2:02.852	37.847	41.936	43.069	255.8	28:56.047	14	1	1:52.064	34.929	38.526	38.609	269.1	26:19.150
15	2	2:03.359	38.206	42.097	43.056	255.8	30:59.406	15	1	1:52.334	35.020	38.619	38.695	268.4	28:11.484
16	2	2:05.286	39.350	42.161	43.775	233.8	33:04.692	16	1	1:53.001	35.699	38.387	38.915	259.5	30:04.485
60 Team Malucelli PORSCHE 911 GT3 CUP 1.Marco GALASSI M.CUP/S 2.Michele LA MARCA								81 Ombra Racing PORSCHE 911 GT3 CUP 1.Marco CASSARA M.CUP							
1	2	2:10.706	47.967	41.157	41.582	197.3	2:10.706	1	1	2:00.056	42.014	39.403	38.639	219.6	2:00.056
2	2	1:58.701	36.479	40.579	41.643	268.4	4:09.407	2	1	1:53.861	36.510	38.875	38.476	222.8	3:53.917
3	2	2:00.738	37.179	41.325	42.234	254.0	6:10.145	3	1	1:51.817	34.945	38.305	38.567	260.7	5:45.734
4	2	1:59.495	36.834	40.915	41.746	265.2	8:09.640	4	1	1:52.042	34.923	38.158	38.961	254.0	7:37.776
5	2	2:03.799	40.430	41.333	42.036	271.8	10:13.439	5	1	1:52.199	35.029	38.713	38.457	245.4	9:29.975
6	2	2:00.227	37.078	41.189	41.960	258.2	12:13.666	6	1	1:53.983	35.197	40.011	38.775	254.0	11:23.958
7	2	1:59.820	37.484	40.819	41.517	263.2	14:13.486	7	1	1:52.289	35.154	38.176	38.959	269.1	13:16.247
8	2	1:59.203	37.127	40.334	41.742	262.0	16:12.689	8	1	1:51.496	34.958	38.058	38.480	269.8	15:07.743
9	2	1:59.107	36.934	40.686	41.487	257.0	18:11.796	9	1	1:52.338	35.369	38.340	38.629	248.8	17:00.081
10	2	1:59.465	36.975	40.922	41.568	251.1	20:11.261	10	1	1:51.844	34.781	38.166	38.897	271.1	18:51.925
11	2	1:59.244	37.018	40.566	41.660	263.2	22:10.505	11	1	1:52.984	35.773	38.609	38.602	270.4	20:44.909
12	2	2:01.853	37.113	41.937	42.803	259.5	24:12.358	12	1	1:52.956	34.924	38.603	39.429	276.6	22:37.865
13	2	1:59.085	37.188	40.528	41.369	239.5	26:11.443	13	1	2:07.674	34.797	53.630	39.247	265.2	24:45.539
14	2	1:58.578	36.808	40.568	41.202	258.2	28:10.021								
15	2	2:01.959	39.319	40.401	42.239	260.7	30:11.980								



Porsche Carrera Cup Italia

ACI Racing Weekend Monza 5/7 Aprile 2019

Race 1

Sector Analysis

■ Personal Best ■ Session Best B Crossing the finish line in the pit lane

Lap	D	Time	Sector 1	Sector 2	Sector 3	T.Spd	Elapsed	Lap	D	Time	Sector 1	Sector 2	Sector 3	T.Spd	Elapsed
14	1	1:52.734	34.952	38.389	39.393	269.8	26:38.273								
15	1	1:52.499	34.885	38.713	38.901	271.1	28:30.772								
16	1	1:52.046	34.753	38.616	38.677	279.5	30:22.818								
17	1	1:54.152	35.988	38.773	39.391	273.2	32:16.970								

84 Ghinzani Arco Motorsport PORSCHE 911 GT3 CUP
1.Chicco REGGIANI M.CUP/S

1	1	2:04.452	44.768	39.811	39.873	218.3	2:04.452
2	1	1:55.142	35.835	39.469	39.838	260.1	3:59.594
3	1	1:55.561	35.891	39.624	40.046	265.8	5:55.155
4	1	1:55.965	35.854	39.760	40.351	258.9	7:51.120
5	1	1:56.164	36.143	39.893	40.128	259.5	9:47.284
6	1	1:55.661	35.874	39.586	40.201	267.1	11:42.945
7	1	1:55.894	36.200	39.737	39.957	257.0	13:38.839
8	1	1:55.617	35.725	39.834	40.058	270.4	15:34.456
9	1	1:55.704	35.987	39.895	39.822	265.2	17:30.160
10	1	1:55.442	35.872	39.542	40.028	265.8	19:25.602
11	1	1:56.024	35.929	39.780	40.315	268.4	21:21.626
12	1	1:55.871	36.114	39.729	40.028	267.1	23:17.497
13	1	1:55.896	35.907	39.681	40.308	265.8	25:13.393
14	1	1:55.831	35.997	39.849	39.985	270.4	27:09.224
15	1	1:55.540	35.743	39.658	40.139	268.4	29:04.764
16	1	1:55.002	35.868	39.538	39.596	269.1	30:59.766
17	1	1:56.821	36.531	39.803	40.487	247.7	32:56.587

89 GDL RACING PORSCHE 911 GT3 CUP
1.Bashar MARDINI M.CUP

1	1	1:57.631	38.586	39.835	39.210	229.9	1:57.631
2	1	1:53.071	36.091	38.458	38.522	260.1	3:50.702
3	1	1:52.019	35.117	38.240	38.662	267.8	5:42.721
4	1	1:52.191	34.886	38.465	38.840	275.9	7:34.912
5	1	1:52.471	34.891	38.812	38.768	276.6	9:27.383
6	1	1:52.432	35.397	38.379	38.656	260.7	11:19.815
7	1	1:52.372	34.914	38.846	38.612	269.1	13:12.187
8	1	1:52.916	35.506	38.630	38.780	267.1	15:05.103
9	1	1:52.209	34.965	38.543	38.701	275.2	16:57.312
10	1	1:52.399	34.871	38.649	38.879	271.1	18:49.711
11	1	1:52.119	34.948	38.543	38.628	265.8	20:41.830
12	1	1:52.138	34.947	38.485	38.706	271.8	22:33.968
13	1	1:52.025	34.929	38.491	38.605	265.8	24:25.993
14	1	1:52.490	35.053	38.786	38.651	277.3	26:18.483
15	1	1:52.092	34.847	38.466	38.779	273.2	28:10.575
16	1	1:52.437	35.069	38.540	38.828	275.9	30:03.012
17	1	1:52.810	34.789	38.713	39.308	273.2	31:55.822