

# Porsche Carrera Cup Italia

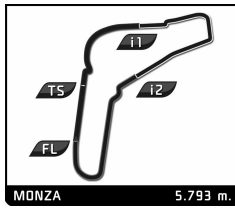
## ACI Racing Weekend Monza 5/7 Aprile 2019

### Race 2

## Sector Analysis

Personal Best Session Best B Crossing the finish line in the pit lane

Lap	D	Time	Sector 1	Sector 2	Sector 3	T.Spd	Elapsed	Lap	D	Time	Sector 1	Sector 2	Sector 3	T.Spd	Elapsed
<b>3</b> Bonaldi Motorsport 1. Patrick KUJALA								PORSCHE 911 GT3 CUP							
1	1	1:55.563	37.232	39.079	39.252	214.0	1:55.563	15	1	1:52.589	35.215	38.638	38.736	273.9	28:27.425
2	1	<b>1:50.762</b>	34.725	<b>37.934</b>	<b>38.103</b>	272.5	3:46.325	16	1	1:54.369	35.336	39.823	39.210	278.1	30:21.794
3	1	1:51.050	34.674	38.060	38.316	273.2	5:37.375	17	1	1:54.253	34.978	39.666	39.609	262.0	32:16.047
4	1	1:50.995	34.538	38.200	38.257	275.9	7:28.370								
5	1	1:50.964	34.709	38.044	38.211	271.8	9:19.334								
6	1	1:51.021	34.536	38.222	38.263	275.2	11:10.355								
7	1	1:50.782	34.570	37.934	38.278	271.8	13:01.137								
8	1	1:51.662	34.864	38.406	38.392	269.8	14:52.799								
9	1	1:51.643	<b>34.507</b>	38.662	38.474	273.9	16:44.442								
10	1	1:51.449	34.856	38.224	38.369	269.8	18:35.891								
11	1	1:51.532	34.751	38.501	38.280	275.2	20:27.423								
12	1	1:52.269	35.083	38.286	38.900	268.4	22:19.692								
13	1	1:51.984	35.252	38.400	38.332	270.4	24:11.676								
14	1	1:51.140	34.570	38.189	38.381	275.9	26:02.816								
15	1	1:51.123	34.622	37.981	38.520	275.2	27:53.939								
16	1	1:51.906	34.822	38.401	38.683	273.9	29:45.845								
17	1	1:52.485	35.325	38.627	38.533	269.8	31:38.330								
<b>4</b> AB Racing 1. Giovanni BERTON								PORSCHE 911 GT3 CUP							
1	1	1:56.031	37.121	39.097	39.813	216.1	1:56.031								
2	1	1:52.519	35.206	38.757	38.556	270.4	3:48.550								
3	1	1:58.175 <b>B</b>	34.779	38.386	45.010	272.5	5:46.725								
4	1	2:13.121	55.896	38.537	38.688	216.6	7:59.846								
5	1	<b>1:51.656</b>	34.786	38.278	38.592	277.3	9:51.502								
6	1	1:51.968	34.974	<b>38.245</b>	38.749	278.8	11:43.470								
7	1	1:52.318	34.974	38.634	38.710	259.5	13:35.788								
8	1	1:52.573	35.168	38.539	38.866	263.9	15:28.361								
9	1	1:52.379	34.994	38.640	38.745	265.2	17:20.740								
10	1	1:51.687	34.833	38.391	<b>38.463</b>	271.1	19:12.427								
11	1	1:51.998	34.724	38.577	38.697	272.5	21:04.425								
12	1	1:52.040	34.933	38.623	38.484	273.2	22:56.465								
13	1	1:52.167	35.212	38.443	38.512	267.1	24:48.632								
14	1	1:51.935	<b>34.705</b>	38.363	38.867	273.2	26:40.567								
15	1	1:51.843	34.817	38.307	38.719	275.9	28:32.410								
16	1	1:51.965	34.798	38.547	38.620	272.5	30:24.375								
17	1	1:52.035	34.973	38.363	38.699	271.8	32:16.410								
<b>5</b> Dinamic Motorsport srl 1. Andres MENDEZ								PORSCHE 911 GT3 CUP							
1	1	2:02.235	41.377	39.920	40.938	187.1	2:02.235								
2	1	1:54.453	35.793	39.345	39.315	238.9	3:56.688								
3	1	1:53.037	34.977	38.678	39.382	254.6	5:49.725								
4	1	1:53.254	35.484	38.549	39.221	241.6	7:42.979								
5	1	1:53.158	35.238	38.777	39.143	263.2	9:36.137								
6	1	1:53.114	34.990	38.673	39.451	263.9	11:29.251								
7	1	1:53.781	35.180	39.258	39.343	255.2	13:23.032								
8	1	1:53.725	35.027	39.223	39.475	251.7	15:16.757								
9	1	1:53.080	35.267	38.827	38.986	269.8	17:09.837								
10	1	1:52.647	35.060	<b>38.392</b>	39.195	265.2	19:02.484								
11	1	<b>1:52.551</b>	34.904	38.670	38.977	263.9	20:55.035								
12	1	1:53.653	35.109	39.526	39.018	271.8	22:48.688								
13	1	1:53.013	35.334	38.678	39.001	263.9	24:41.701								
14	1	1:53.135	<b>34.878</b>	39.040	39.217	269.8	26:34.836								
<b>7</b> AB Racing 1. Stefano MONACO								PORSCHE 911 GT3 CUP							
1	1	1:57.464	38.572	39.951	38.941	223.7	1:57.464								
2	1	1:52.930	35.589	38.684	<b>38.657</b>	259.5	3:50.394								
3	1	1:51.687	34.663	38.366	38.658	274.5	5:42.081								
4	1	1:52.812	34.661	39.334	38.817	272.5	7:34.893								
5	1	1:54.070	35.105	39.779	39.186	273.9	9:28.963								
6	1	1:51.881	34.754	38.423	38.704	258.9	11:20.844								
7	1	1:51.959	34.733	38.504	38.722	267.8	13:12.803								
8	1	1:51.938	34.629	38.539	38.770	273.2	15:04.741								
9	1	1:52.635	34.672	38.870	39.093	278.1	16:57.376								
10	1	1:52.049	<b>34.622</b>	38.550	38.877	273.9	18:49.425								
11	1	<b>1:51.254</b>	34.763	<b>37.607</b>	38.884	271.8	20:40.679								
12	1	1:52.366	34.881	38.522	38.963	267.1	22:33.045								
13	1	1:52.121	34.649	38.293	39.179	276.6	24:25.166								
14	1	1:52.296	34.966	38.533	38.797	278.1	26:17.462								
15	1	1:53.075	35.383	38.697	38.995	258.9	28:10.537								
16	1	1:54.127	34.895	39.792	39.440	276.6	30:04.664								
17	1	1:53.190	34.992	38.972	39.226	269.1	31:57.854								
<b>8</b> Dinamic Motorsport srl 1. Diego BERTONELLI								PORSCHE 911 GT3 CUP							
1	1	1:56.814	37.586	39.438	39.790	216.6	1:56.814								
2	1	1:52.434	35.098	38.629	38.707	263.2	3:49.248								
3	1	1:51.766	35.184	38.001	38.581	260.1	5:41.014								
4	1	1:52.177	35.240	38.695	38.242	280.2	7:33.191								
5	1	1:51.148	34.663	38.125	38.360	271.1	9:24.339								
6	1	1:51.019	34.904	<b>37.674</b>	38.441	263.2	11:15.358								
7	1	1:51.434	34.835	38.091	38.508	273.9	13:06.792								
8	1	1:51.898	35.004	38.369	38.525	262.0	14:58.690								
9	1	1:51.026	34.714	38.013	38.299	275.2	16:49.716								
10	1	1:51.239	34.852	38.119	38.268	273.9	18:40.955								
11	1	<b>1:50.916</b>	34.806	37.946	<b>38.164</b>	270.4	20:31.871								
12	1	1:51.064	34.786	38.104	38.174	278.1	22:22.935								
13	1	1:50.992	34.512	38.000	38.480	276.6	24:13.927								
14	1	1:51.103	34.688	38.017	38.398	277.3	26:05.030								
15	1	1:51.057	34.619	38.096	38.342	278.8	27:56.087								
16	1	1:51.233	<b>34.491</b>	38.165	38.577	277.3	29:47.320								
17	1	1:52.002	34.868	38.420	38.714	270.4	31:39.322								
<b>9</b> Dinamic Motorsport srl 1. Lodovico LAURINI								PORSCHE 911 GT3 CUP							
1	1	1:59.184	38.858	40.118	40.208	223.7	1:59.184								
2	1	1:53.010	35.329	<b>38.439</b>	39.242	265.2	3:52.194								
3	1	1:52.441	34.843	38.471	39.127	273.2	5:44.635								
4	1	1:52.423	34.800	38.610	39.013	267.8	7:37.058								
5	1	1:52.686	35.156	38.529	39.001	279.5	9:29.744								
6	1	<b>1:52.101</b>	<b>34.690</b>	38.507	38.904	267.8	11:21.845								
7	1	1:52.267	34.902	38.515	<b>38.850</b>	267.1	13:14.112								
8	1	1:53.035	34.905	39.234	38.896	267.8	15:07.147								
<b>12</b> Ombra Racing 1. Davide DI BENEDETTO								PORSCHE 911 GT3 CUP							



# Porsche Carrera Cup Italia


## ACI Racing Weekend Monza 5/7 Aprile 2019

### Race 2

## Sector Analysis

Personal Best Session Best B Crossing the finish line in the pit lane

Lap	D	Time	Sector 1	Sector 2	Sector 3	T.Spd	Elapsed	Lap	D	Time	Sector 1	Sector 2	Sector 3	T.Spd	Elapsed
<b>13</b> Dinamic Motorsport srl PORSCHE 911 GT3 CUP 1.Moritz SAGER															
1	1	1:56.447	37.358	39.096	39.993	216.1	1:56.447								
2	1	1:52.677	34.894	39.030	38.753	260.7	3:49.124								
3	1	1:51.757	34.841	38.275	38.641	272.5	5:40.881								
4	1	1:53.051	35.382	39.187	38.482	270.4	7:33.932								
5	1	1:54.078	35.840	39.861	38.377	281.7	9:28.010								
6	1	1:51.729	34.795	38.416	38.518	276.6	11:19.739								
7	1	1:51.595	34.840	38.334	38.421	271.1	13:11.334								
8	1	1:51.650	35.036	38.258	38.356	275.2	15:02.984								
9	1	1:51.412	34.715	38.303	38.394	275.9	16:54.396								
10	1	1:51.778	35.051	38.249	38.478	270.4	18:46.174								
11	1	1:51.758	35.316	38.131	38.311	258.9	20:37.932								
12	1	1:51.523	34.812	38.266	38.445	274.5	22:29.455								
13	1	1:51.551	34.809	38.328	38.414	271.1	24:21.006								
14	1	1:52.298	34.848	38.924	38.526	273.2	26:13.304								
15	1	1:52.169	34.837	38.888	38.444	273.2	28:05.473								
16	1	1:51.531	34.784	38.352	38.395	275.9	29:57.004								
17	1	1:51.932	34.794	38.517	38.621	275.9	31:48.936								
<b>17</b> Tsunami RT PORSCHE 911 GT3 CUP 1.Enrico FULGENZI															
1	1	2:01.696	40.243	40.551	40.902	198.4	2:01.696								
2	1	1:53.792	36.082	39.093	38.617	229.4	3:55.488								
3	1	1:51.703	34.917	38.048	38.738	255.8	5:47.191								
4	1	1:51.538	34.765	38.269	38.504	275.2	7:38.729								
5	1	1:51.990	35.445	37.690	38.855	276.6	9:30.719								
6	1	1:58.310 B	34.861	38.497	44.952	263.2	11:29.029								
7	1	2:13.926	56.333	39.059	38.534	213.2	13:42.955								
8	1	1:51.852	34.763	38.590	38.499	271.8	15:34.807								
9	1	1:52.411	35.025	38.693	38.693	262.6	17:27.218								
10	1	1:51.913	34.984	38.200	38.729	270.4	19:19.131								
11	1	1:51.438	34.601	38.335	38.502	268.4	21:10.569								
12	1	1:51.934	34.933	38.337	38.664	273.2	23:02.503								
13	1	1:51.608	34.883	37.872	38.853	267.8	24:54.111								
14	1	1:52.234	35.326	38.254	38.654	276.6	26:46.345								
15	1	1:51.616	34.885	38.096	38.635	266.5	28:37.961								
16	1	1:51.770	34.855	38.087	38.828	275.9	30:29.731								
17	1	1:51.894	34.768	38.220	38.906	264.5	32:21.625								
<b>19</b> Ombra Racing PORSCHE 911 GT3 CUP 1.Tommaso MOSCA															
1	1	2:02.505	42.554	39.554	40.397	180.3	2:02.505								
2	1	1:54.796	36.065	39.617	39.114	224.6	3:57.301								
3	1	1:51.623	34.873	38.248	38.502	257.6	5:48.924								
4	1	1:52.931	34.813	39.472	38.646	252.3	7:41.855								
5	1	1:51.071	34.689	37.926	38.456	253.4	9:32.926								
6	1	1:51.555	34.741	38.281	38.533	248.8	11:24.481								
7	1	1:52.532	34.788	38.682	39.062	243.2	13:17.013								
8	1	1:51.647	34.791	38.215	38.641	264.5	15:08.660								
9	1	1:51.888	35.171	38.368	38.349	254.0	17:00.548								
10	1	1:51.531	34.654	38.324	38.553	265.2	18:52.079								
11	1	1:51.069	34.728	38.110	38.231	267.8	20:43.148								
12	1	1:50.808	34.504	38.057	38.247	273.9	22:33.956								
13	1	1:52.137	35.624	38.141	38.372	241.1	24:26.093								
14	1	1:51.479	34.771	38.288	38.420	260.1	26:17.572								
15	1	1:51.468	34.823	38.190	38.455	265.8	28:09.040								
16	1	1:51.322	34.636	38.086	38.600	275.9	30:00.362								
17	1	1:51.405	34.781	38.233	38.391	259.5	31:51.767								
<b>26</b> Ghinzani Arco Motorsport PORSCHE 911 GT3 CUP 1.Mickael GROSSO															
1	1	2:01.057	40.220	40.229	40.608	192.8	2:01.057								
2	1	1:56.380	36.861	40.175	39.344	279.5	3:57.437								
3	1	1:52.514	35.302	38.378	38.834	248.8	5:49.951								
4	1	1:53.154	35.962	38.316	38.876	268.4	7:43.105								
5	1	1:53.279	35.417	39.013	38.849	251.1	9:36.384								
6	1	1:53.301	35.477	38.296	39.528	251.1	11:29.685								
7	1	1:53.636	35.249	39.026	39.361	244.9	13:23.321								
8	1	1:53.580	34.971	39.203	39.406	274.5	15:16.901								
9	1	1:53.481	35.427	38.752	39.302	271.1	17:10.382								
10	1	1:53.183	34.923	38.498	39.762	263.2	19:03.565								
11	1	1:52.212	34.710	38.559	38.943	269.8	20:55.777								
12	1	1:53.289	34.458	39.896	38.935	273.9	22:49.066								
13	1	1:54.699	36.796	38.733	39.170	278.8	24:43.765								
14	1	1:52.365	35.336	38.367	38.662	269.8	26:36.130								
15	1	1:52.068	34.627	38.624	38.817	273.2	28:28.198								
16	1	1:53.824	34.738	39.863	39.223	270.4	30:22.022								
17	1	1:54.205	35.210	39.487	39.508	268.4	32:16.227								
<b>27</b> AB Racing PORSCHE 911 GT3 CUP 1.Francesco Massimo DE LL															
1	1	2:27.615 B	40.008	39.827	1:07.780	196.2	2:27.615								
2	1	3:54.481 B					6:22.096								
<b>38</b> Ghinzani Arco Motorsport PORSCHE 911 GT3 CUP 1.Simone IAQUINTA															
1	1	1:53.291	36.583	38.473	38.235	214.9	1:53.291								
2	1	1:51.366	34.891	38.179	38.296	271.8	3:44.657								
3	1	1:51.427	35.056	38.047	38.324	272.5	5:36.084								
4	1	1:51.284	34.960	37.982	38.342	271.8	7:27.368								
5	1	1:51.163	34.994	37.898	38.271	273.9	9:18.531								
6	1	1:51.250	34.888	38.098	38.264	275.2	11:09.781								
7	1	1:50.982	34.841	37.899	38.242	271.1	13:00.763								
8	1	1:51.535	35.024	38.273	38.238	269.8	14:52.298								
9	1	1:51.596	34.841	38.434	38.321	273.9	16:43.894								



# Porsche Carrera Cup Italia

## ACI Racing Weekend Monza 5/7 Aprile 2019

### Race 2

## Sector Analysis

■ Personal Best    
 ■ Session Best    
 ■ Crossing the finish line in the pit lane

Lap	D	Time	Sector 1	Sector 2	Sector 3	T.Spd	Elapsed	Lap	D	Time	Sector 1	Sector 2	Sector 3	T.Spd	Elapsed
10	1	1:51.651	34.863	38.276	38.512	272.5	18:35.545	16	1	1:54.900	35.773	39.357	39.770	263.9	30:45.720
11	1	1:51.597	34.991	38.253	38.353	269.8	20:27.142	17	1	1:54.962	35.730	39.376	39.856	267.8	32:40.682
12	1	1:51.245	35.034	38.112	38.099	264.5	22:18.387								
13	1	1:51.573	34.947	38.187	38.439	269.1	24:09.960								
14	1	1:51.397	34.827	38.205	38.365	269.8	26:01.357								
15	1	1:51.398	34.838	38.161	38.399	269.1	27:52.755								
16	1	1:51.518	35.008	38.161	38.349	271.1	29:44.273								
17	1	1:51.460	34.822	38.322	38.316	269.1	31:35.733								

43		Duell Race		PORSCHE 911 GT3 CUP			
		1.Jovan LAZAREVIC					
1	1	1:58.383	39.422	39.839	39.122	204.4	1:58.383
2	1	1:54.376	34.969	39.033	40.374	268.4	3:52.759
3	1	1:52.519	35.373	38.642	38.504	263.9	5:45.278
4	1	1:52.026	35.043	38.234	38.749	261.3	7:37.304
5	1	1:53.238	35.430	38.770	39.038	283.1	9:30.542
6	1	1:52.876	35.434	38.317	39.125	258.2	11:23.418
7	1	1:52.088	34.494	38.965	38.629	267.8	13:15.506
8	1	1:52.134	34.610	38.780	38.744	275.2	15:07.640


48		Dinamic Motorsport srl		PORSCHE 911 GT3 CUP			
		1.Jaden CONWRIGHT					
1	1	1:56.160	37.556	39.206	39.398	207.5	1:56.160
2	1	1:50.874	34.686	37.956	38.232	276.6	3:47.034
3	1	1:50.822	34.538	37.898	38.386	271.8	5:37.856
4	1	1:50.799	34.581	37.953	38.265	272.5	7:28.655
5	1	1:51.111	34.587	38.150	38.374	269.1	9:19.766
6	1	1:50.937	34.449	38.048	38.440	271.1	11:10.703
7	1	1:50.845	34.739	38.041	38.065	261.3	13:01.548
8	1	1:51.573	34.743	38.364	38.466	268.4	14:53.121
9	1	1:51.518	34.774	38.309	38.435	261.3	16:44.639
10	1	1:51.561	34.953	38.308	38.300	271.8	18:36.200
11	1	1:51.490	35.004	38.175	38.311	260.1	20:27.690
12	1	1:52.004	34.953	38.264	38.787	269.1	22:19.694
13	1	1:52.612	35.718	38.217	38.677	265.8	24:12.306
14	1	1:51.118	34.538	38.146	38.434	269.1	26:03.424
15	1	1:50.650	34.685	37.871	38.094	272.5	27:54.074
16	1	1:51.924	34.874	38.484	38.566	269.8	29:45.998
17	1	1:52.465	35.094	38.872	38.499	278.8	31:38.463

56		Team Malucelli		PORSCHE 911 GT3 CUP			
		1.Niccolò MERCATALI		M.CUP/S			
		2.Simone SARTORI					
1	1	2:03.511	42.456	40.903	40.152	184.0	2:03.511
2	1	1:56.006	36.016	40.023	39.967	230.8	3:59.517
3	1	1:54.882	35.630	39.419	39.833	258.2	5:54.399
4	1	1:55.057	35.796	39.458	39.803	262.0	7:49.456
5	1	1:54.670	35.636	39.144	39.890	262.0	9:44.126
6	1	1:55.073	35.726	39.444	39.903	252.3	11:39.199
7	1	1:54.905	35.837	39.346	39.722	260.1	13:34.104
8	1	1:54.870	35.760	39.404	39.706	260.1	15:28.974
9	1	1:54.681	35.803	39.179	39.699	251.1	17:23.655
10	1	1:54.390	35.751	39.112	39.527	252.3	19:18.045
11	1	1:54.534	35.530	39.578	39.426	266.5	21:12.579
12	1	1:54.107	35.563	39.135	39.409	258.2	23:06.686
13	1	1:54.348	35.546	39.260	39.542	265.2	25:01.034
14	1	1:54.897	35.782	39.321	39.794	248.2	26:55.931
15	1	1:54.889	35.692	39.459	39.738	255.8	28:50.820

60		Team Malucelli		PORSCHE 911 GT3 CUP			
		1.Marco GALASSI		M.CUP/S			
		2.Michele LA MARCA					
1	1	2:04.377	43.064	40.846	40.467	179.7	2:04.377
2	1	1:56.196	36.307	40.120	39.769	228.9	4:00.573
3	1	1:55.458	35.742	39.535	40.181	262.0	5:56.031
4	1	1:55.854	35.654	39.714	40.486	260.7	7:51.885
5	1	1:55.154	35.770	39.218	40.166	268.4	9:47.039
6	1	1:54.996	35.662	39.521	39.813	270.4	11:42.035
7	1	1:55.315	35.733	39.381	40.201	270.4	13:37.350
8	1	1:55.134	35.635	39.467	40.032	265.2	15:32.484
9	1	1:55.631	35.940	39.645	40.046	259.5	17:28.115
10	1	1:55.961	35.858	39.742	40.361	265.2	19:24.076
11	1	1:56.280	35.593	40.549	40.138	264.5	21:20.356
12	1	1:54.713	35.344	39.555	39.814	275.2	23:15.069
13	1	1:54.967	35.472	39.575	39.920	272.5	25:10.036
14	1	1:55.085	35.666	39.791	39.628	271.1	27:05.121
15	1	1:55.291	35.599	39.509	40.183	275.2	29:00.412
16	1	1:55.495	35.883	39.804	39.808	269.1	30:55.907
17	1	1:55.472	35.411	39.816	40.245	273.9	32:51.379

66		Tsunami RT		PORSCHE 911 GT3 CUP			
		1.Thomas NICOLLE		M.CUP			
1	1	2:01.218	40.985	40.184	40.049	190.4	2:01.218
2	1	1:52.593	35.084	38.622	38.887	258.2	3:53.811
3	1	1:53.746	35.121	39.106	39.519	269.8	5:47.557
4	1	1:55.127	35.521	40.045	39.567	262.0	7:42.684
5	1	1:53.692	35.280	38.694	39.718	263.2	9:36.376
6	1	1:54.148	36.104	38.850	39.194	247.1	11:30.524
7	1	1:53.066	35.025	38.993	39.048	270.4	13:23.590
8	1	1:53.708	35.316	39.215	39.177	246.0	15:17.298
9	1	1:53.888	35.559	39.329	39.000	246.5	17:11.186
10	1	1:52.993	34.841	38.560	39.592	270.4	19:04.179
11	1	1:53.246	34.950	39.057	39.239	267.8	20:57.425
12	1	1:52.835	34.919	38.856	39.060	268.4	22:50.260
13	1	1:53.359	35.039	38.823	39.497	267.1	24:43.619
14	1	1:53.950	35.654	39.129	39.167	258.2	26:37.569
15	1	1:53.017	35.137	38.714	39.166	274.5	28:30.586
16	1	1:53.432	35.079	38.928	39.425	275.2	30:24.018
17	1	1:54.823	35.941	39.227	39.655	265.8	32:18.841

67		Tsunami RT		PORSCHE 911 GT3 CUP				
		1.Alex DE GIACOMI		M.CUP				
1	1	1:57.634	38.707	39.490	39.437	214.4	1:57.634	
2	1	1:53.388	35.576	38.962	38.850	246.5	3:51.022	
3	1	1:52.189	34.946	38.336	38.907	262.0	5:43.211	
4	1	1:52.377	34.785	38.680	38.912	268.4	7:35.588	
5	1	1:54.005	34.574	39.760	39.671	266.5	9:29.593	
6	1	1:52.892	35.356	38.217	39.319	244.9	11:22.485	
7	1	2:02.030	B	35.327	39.665	47.038	255.2	13:24.515
8	1	2:13.409	55.962	38.473	38.974	214.0	15:37.924	
9	1	1:52.565	34.930	38.705	38.930	273.2	17:30.489	
10	1	1:52.695	34.915	38.356	39.424	278.1	19:23.184	
11	1	1:52.443	34.814	38.277	39.352	276.6	21:15.627	
12	1	1:52.562	35.042	38.483	39.037	279.5	23:08.189	



# Porsche Carrera Cup Italia

## ACI Racing Weekend Monza 5/7 Aprile 2019

### Race 2

## Sector Analysis

Personal Best Session Best B Crossing the finish line in the pit lane

Lap	D	Time	Sector 1	Sector 2	Sector 3	T.Sp	Elapsed	Lap	D	Time	Sector 1	Sector 2	Sector 3	T.Sp	Elapsed
13	1	1:52.997	34.964	38.658	39.375	267.1	25:01.186	10	1	1:52.422	34.774	38.699	38.949	260.7	18:50.139
14	1	1:52.222	34.822	38.344	39.056	268.4	26:53.408	11	1	1:51.679	34.756	38.274	38.649	269.8	20:41.818
15	1	1:53.874	34.867	39.969	39.038	274.5	28:47.282	12	1	1:51.807	34.712	38.353	38.742	271.1	22:33.625
16	1	1:52.085	35.093	38.298	38.694	275.9	30:39.367	13	1	1:54.571	36.600	38.887	39.084	248.2	24:28.196
17	1	1:52.191	35.010	38.339	38.842	276.6	32:31.558	14	1	1:52.501	34.959	38.874	38.668	269.1	26:20.697

<b>81</b>	<b>Ombra Racing</b>		PORSCHE 911 GT3 CUP				
	1.Marco CASSARA		M.CUP				
1	1	1:59.139	39.807	39.855	39.477	221.0	1:59.139
2	1	1:53.684	35.909	38.759	39.016	254.0	3:52.823
3	1	1:53.389	35.609	38.762	39.018	255.2	5:46.212
4	1	1:53.015	34.911	38.666	39.438	265.8	7:39.227
5	1	1:52.847	35.092	38.621	39.134	263.2	9:32.074
6	1	1:53.466	35.327	39.031	39.108	259.5	11:25.540
7	1	1:52.362	34.640	38.787	38.935	270.4	13:17.902
8	1	1:54.666	36.111	39.330	39.225	269.8	15:12.568
9	1	1:53.187	35.111	38.948	39.128	272.5	17:05.755
10	1	1:53.423	35.148	39.012	39.263	267.8	18:59.178
11	1	1:53.297	35.864	38.647	38.786	278.8	20:52.475
12	1	1:52.588	34.884	38.590	39.114	275.9	22:45.063
13	1	1:53.139	34.828	39.252	39.059	271.8	24:38.202
14	1	1:52.446	34.739	38.607	39.100	277.3	26:30.648
15	1	1:52.892	34.847	38.781	39.264	278.1	28:23.540
16	1	1:52.695	35.091	38.677	38.927	274.5	30:16.235
17	1	1:53.137	34.862	38.853	39.422	273.9	32:09.372

<b>88</b>	<b>Dinamic Motorsport srl</b>		PORSCHE 911 GT3 CUP				
	1.Luca PASTORELLI		M.CUP				
1	1	2:01.715	41.513	40.042	40.160	199.1	2:01.715
2	1	1:52.477	35.101	38.567	38.809	267.1	3:54.192
3	1	1:52.863	35.022	39.134	38.707	261.3	5:47.055
4	1	1:52.876	35.766	38.308	38.802	273.2	7:39.931
5	1	1:52.276	34.747	38.826	38.703	269.8	9:32.207
6	1	1:51.886	34.768	38.412	38.706	277.3	11:24.093
7	1	1:52.327	34.907	38.689	38.731	275.2	13:16.420
8	1	1:52.116	34.774	38.659	38.683	275.2	15:08.536
9	1	1:53.931	36.338	38.802	38.791	247.1	17:02.467
10	1	1:52.808	35.087	38.699	39.022	269.8	18:55.275
11	1	1:52.633	34.924	38.842	38.867	269.8	20:47.908
12	1	1:52.984	34.973	39.082	38.929	267.8	22:40.892
13	1	1:54.291	34.996	39.849	39.446	267.1	24:35.183
14	1	1:52.768	35.380	38.492	38.896	270.4	26:27.951
15	1	1:52.441	34.932	38.708	38.801	263.9	28:20.392
16	1	1:52.761	35.217	38.484	39.060	273.9	30:13.153
17	1	1:53.229	34.906	39.120	39.203	270.4	32:06.382

<b>89</b>	<b>GDL RACING</b>		PORSCHE 911 GT3 CUP				
	1.Bashar MARDINI		M.CUP				
1	1	1:56.990	37.822	39.754	39.414	223.2	1:56.990
2	1	1:52.789	35.449	38.699	38.641	253.4	3:49.779
3	1	1:51.723	34.857	38.380	38.486	268.4	5:41.502
4	1	1:52.995	34.948	39.422	38.625	273.9	7:34.497
5	1	1:54.718	35.157	40.117	39.444	271.8	9:29.215
6	1	1:52.140	34.803	38.407	38.930	257.6	11:21.355
7	1	1:51.728	34.742	38.355	38.631	262.6	13:13.083
8	1	1:52.278	34.771	38.531	38.976	258.2	15:05.361
9	1	1:52.356	34.679	38.797	38.880	265.2	16:57.717