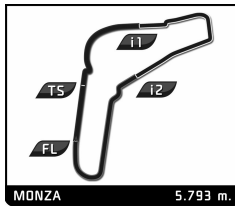




Automobile Club d'Italia
SPORT

ACI racing weekend



TCR DSG Endurance

ACI Racing Weekend Monza 5/7 Aprile 2019

Free Practice

Sector Analysis

Personal Best Session Best B Crossing the finish line in the pit lane

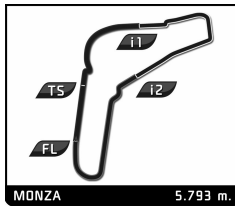
Lap	D	Time	Sector 1	Sector 2	Sector 3	T.Spd	Elapsed	Lap	D	Time	Sector 1	Sector 2	Sector 3	T.Spd	Elapsed	
2	RS+A Motortech Audi RS3 LMS TCR															
	1.Mariano COSTAMAGNA 3.Marco RAVINALE															
	2.Roberto COSTAMAGNA															
	1	1	5:56.300	3:52.746	1:00.908	1:02.646	137.8	5:56.300	12	1	2:03.785	39.440	41.978	42.367	241.6	41:33.884
	2	1	2:44.035	51.190	1:00.570	52.275	173.1	8:40.335	13	1	2:02.866	39.460	41.550	41.856	239.5	43:36.750
	3	1	2:24.224	45.757	49.049	49.418	175.9	11:04.559	14	1	2:15.205	39.932	44.047	51.226	244.9	45:51.955
	4	1	2:27.268	46.276	49.484	51.508	173.1	13:31.827	15	1	6:38.976	5:10.585	44.332	44.059	167.5	52:30.931
	5	1	2:25.216	44.500	52.533	48.183	180.3	15:57.043	16	1	2:02.922	39.348	41.418	42.156	241.6	54:33.853
	6	1	2:18.027	42.686	47.772	47.569	184.6	18:15.070	17	1	2:02.642	39.001	41.981	41.660	243.2	56:36.495
	7	1	2:34.036	42.920	50.983	1:00.133	174.2	20:49.106	18	1	2:01.855	38.868	41.030	41.957	243.2	58:38.350
	8	1	6:36.171	4:51.369	52.669	52.133	67.3	27:25.277	19	1	2:12.807	38.902	41.101	52.804	243.8	1:00:51.157
	9	1	2:37.588	43.921	48.399	1:05.268	188.7	30:02.865								
	10	1	2:27.082	50.726	48.186	48.170	168.8	32:29.947								
	11	1	2:23.409	44.946	49.896	48.567	156.7	34:53.356								
	12	1	2:17.692	42.503	46.695	48.494	192.4	37:11.048								
	13	1	2:28.635	43.461	53.684	51.490	184.3	39:39.683								
	14	1	2:58.177	42.796	57.036	1:18.345	183.6	42:37.860								
	15	1	7:18.545	5:09.923	1:20.781	47.841	59.0	49:56.405								
	16	1	2:10.658	40.703	44.987	44.968	220.5	52:07.063								
	17	1	2:08.316	40.795	43.732	43.789	230.8	54:15.379								
	18	1	2:12.073	39.958	44.394	47.721	228.9	56:27.452								
19	1	2:07.329	40.270	43.567	43.492	231.3	58:34.781									
20	1	2:26.262	42.807	46.083	57.372	229.4	1:01:01.043									
3	Pit Lane Competizioni Volkswagen Golf GTI TCR															
	1.Gianmaria GABBIANI															
	2.Andrea GABBIANI															
	1	1	4:22.212	2:29.202	52.570	1:00.440	117.5	4:22.212								
	2	1	5:42.182	3:53.296	54.935	53.951	100.9	10:04.394								
	3	1	2:15.995	42.797	46.245	46.953	183.3	12:20.389								
	4	1	2:12.214	41.021	44.977	46.216	230.8	14:32.603								
	5	1	2:11.216	41.348	44.211	45.657	226.0	16:43.819								
	6	1	2:09.680	40.514	44.500	44.666	230.3	18:53.499								
	7	1	2:08.796	40.443	43.825	44.528	231.8	21:02.295								
	8	1	2:21.362	40.129	47.466	53.767	233.3	23:23.657								
	9	1	5:09.164	3:39.839	44.812	44.513	178.5	28:32.821								
	10	1	2:07.382	40.466	43.122	43.794	235.3	30:40.203								
	11	1	2:07.808	39.982	42.785	45.041	236.3	32:48.011								
	12	1	2:15.236	39.755	43.112	52.369	240.5	35:03.247								
	13	1	5:02.216	3:34.701	43.744	43.771	171.5	40:05.463								
	14	1	2:06.100	40.221	42.351	43.528	227.0	42:11.563								
	15	1	2:04.721	39.803	42.291	42.627	240.5	44:16.284								
16	1	2:04.430	39.677	41.946	42.807	234.8	46:20.714									
17	1	2:17.378	39.500	42.357	55.521	238.9	48:38.092									
4	Scuderia del Girasole Volkswagen Golf GTI TCR															
	1.Raffaele GURRIERI															
	2.Simone GURRIERI															
	1	1	3:23.128	1:39.520	52.566	51.042	106.2	3:23.128								
	2	1	2:24.103	45.730	47.885	50.488	143.2	5:47.231								
	3	1	2:24.688	44.031	46.068	54.589	179.1	8:11.919								
	4	1	5:30.864	4:01.392	44.832	44.640	157.1	13:42.783								
	5	1	2:06.769	40.159	42.939	43.671	223.7	15:49.552								
	6	1	2:06.963	40.347	43.291	43.325	238.9	17:56.515								
	7	1	2:05.402	39.822	42.659	42.921	240.0	20:01.917								
	8	1	2:17.349	40.048	45.000	52.301	239.5	22:19.266								
	9	1	4:48.220	3:18.288	46.370	43.562	70.3	27:07.486								
	10	1	2:22.337	40.450	42.799	59.088	238.9	29:29.823								
	11	1	10:00.276	8:27.304	48.635	44.337	114.7	39:30.099								
	7	Scuderia del Girasole Audi RS3 LMS TCR														
		1.Sandro PELATTI														
		2.Gabriele PELATTI														
		1	1	5:23.524	3:26.799	56.821	59.904	121.6	5:23.524							
2		1	2:49.528	1:07.259	50.270	51.999	134.1	8:13.052								
3		1	2:24.520	50.683	48.653	45.184	172.8	10:37.572								
4		1	2:17.914	40.026	44.320	53.568	229.9	12:55.486								
5		1	3:56.430	2:29.514	43.196	43.720	187.8	16:51.916								
6		1	2:04.415	39.754	42.354	42.307	244.3	18:56.331								
7		1	2:13.016	39.699	44.100	49.217	226.5	21:09.347								
8		1	7:15.926	5:47.293	44.223	44.410	178.5	28:25.273								
9		1	2:06.091	39.463	43.367	43.261	241.1	30:31.364								
10		1	2:04.763	39.225	42.710	42.828	246.0	32:36.127								
11		1	2:11.264	39.201	43.535	48.528	246.0	34:47.391								
12		1	4:03.246	2:36.726	43.592	42.928	187.4	38:50.637								
13		1	2:04.449	39.569	42.476	42.404	247.7	40:55.086								
14		1	2:03.072	39.162	41.855	42.055	246.5	42:58.158								
15		1	2:02.308	38.926	41.625	41.757	248.8	45:00.466								
16		1	2:02.729	38.594	42.062	42.073	249.9	47:03.195								
17		1	2:18.717	39.764	41.987	56.966	251.1	49:21.912								
18		1	6:21.761	4:56.437	42.765	42.559	186.2	55:43.673								
19	1	2:03.045	38.894	41.802	42.349	249.4	57:46.718									
20	1	2:03.288	39.372	41.553	42.363	246.5	59:50.006									
21	1	2:02.870	38.983	41.966	41.921	249.4	1:01:52.876									
8	BF Motorsport Audi RS3 LMS TCR															
	1.Ermanno DIONISIO															
	2.Giacomo DIONISIO															
	1	1	4:00.277	2:20.992	51.172	48.113	143.8	4:00.277								
	2	1	2:16.278	43.137	46.951	46.190	195.5	6:16.555								
	3	1	2:13.573	41.575	45.791	46.207	218.3	8:30.128								
	4	1	2:09.758	41.495	44.303	43.960	229.4	10:39.886								
	5	1	2:08.207	40.650	43.528	44.029	232.3	12:48.093								
	6	1	2:09.081	40.971	44.448	43.662	212.3	14:57.174								
	7	1	2:19.879	40.897	43.295	55.687	234.3	17:17.053								
	8	1	7:25.188	5:10.404	45.289	1:29.495	180.9	24:42.241								
	9	1	2:37.505	1:08.834	44.134	44.537	79.6	27:19.746								
	10	1	2:19.266	40.504	44.565	54.197	234.8	29:39.012								
	11	1	5:19.140	3:42.640	48.138	48.362	165.0	34:58.152								
	12	1	2:11.710	41.391	45.007	45.312	219.2	37:09.862								
	13	1	2:08.995	41.011	43.730	44.254	222.8	39:18.857								
	14	1	2:08.143	40.420	43.703	44.020	233.3	41:27.000								
	15	1	2:08.901	40.475	44.265	44.161	224.2	43:35.901								
	16	1	2:08.086	40.524	43.694	43.868	217.4	45:43.987								
	17	1	2:17.514	40.850	43.235	53.429	233.8	48:01.501								
	18	1	6:30.000	4:52.205	44.962	52.833	140.6	54:31.501								
19	1	2:06.389	40.380	43.151	42.858	232.3	56:37.890									
20	1	2:06.038	40.380	42.464	43.194	232.8	58:43.928									
21	1	2:04.809	39.837	42.463	42.509	242.7	1:00:48.737									





Automobile Club d'Italia
SPORT

ACI racing weekend



TCR DSG Endurance

ACI Racing Weekend Monza 5/7 Aprile 2019

Free Practice

Sector Analysis

Personal Best Session Best B Crossing the finish line in the pit lane

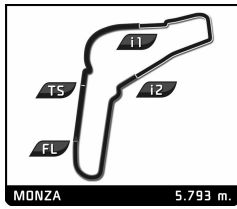
Lap	D	Time	Sector 1	Sector 2	Sector 3	T.Spd	Elapsed	Lap	D	Time	Sector 1	Sector 2	Sector 3	T.Spd	Elapsed
9 Scuderia del Girasole Volkswagen Golf GTI TCR								5 1 2:12.008 40.483 45.709 45.816 214.0 14:59.621							
1.Lorenzo NICOLI								6 1 2:07.583 40.044 43.418 44.121 222.8 17:07.204							
2.Marco NICOLI								7 1 2:07.331 39.747 43.212 44.372 221.4 19:14.535							
1	1	3:27.834	1:49.056	50.201	48.577	128.8	3:27.834	8	1	2:06.301	39.319	43.070	43.912	233.8	21:20.836
2	1	2:20.531	42.146	47.399	50.986	186.2	5:48.365	9	1	2:30.067 B	39.553	43.845	1:06.669	222.3	23:50.903
3	1	2:25.999 B	43.144	46.644	56.211	183.6	8:14.364	10	1	4:18.600	2:44.131	47.849	46.620	162.8	28:09.503
4	1	3:46.776	2:19.116	43.524	44.136	168.8	12:01.140	11	1	2:09.193	39.945	44.840	44.408	219.2	30:18.696
5	1	2:05.661	39.620	42.698	43.343	235.8	14:06.801	12	1	2:04.922	39.242	42.367	43.313	244.3	32:23.618
6	1	2:04.383	39.347	42.242	42.794	238.9	16:11.184	13	1	2:17.843 B	40.090	44.010	53.743	226.0	34:41.461
7	1	2:03.854	39.206	41.972	42.676	238.9	18:15.038	14	1	5:10.822	3:41.642	45.259	43.921	152.9	39:52.283
8	1	2:03.375	39.400	41.607	42.368	240.0	20:18.413	15	1	2:06.385	39.058	44.256	43.071	241.6	41:58.668
9	1	2:03.538	39.505	41.788	42.245	242.1	22:21.951	16	1	2:04.059	38.953	42.661	42.445	244.3	44:02.727
10	1	3:07.695	38.793	1:04.998	1:23.904	243.2	25:29.646	17	1	2:03.750	39.117	42.045	42.588	247.1	46:06.477
11	1	2:26.682 B	42.111	44.222	1:00.349	223.2	27:56.328	18	1	2:03.977	39.093	42.177	42.707	234.8	48:10.454
12	1	8:04.993 B	6:20.403	47.714	56.876	137.6	36:01.321	19	1	2:16.425	46.770	45.879	43.776	246.5	50:26.879
13	1	2:33.328	1:04.603	44.144	44.581	182.1	38:34.649	20	1	2:05.101	39.270	42.092	43.739	235.8	52:31.980
14	1	2:07.266	40.074	42.932	44.260	221.9	40:41.915	21	1	2:03.617	38.826	42.059	42.732	246.0	54:35.597
15	1	2:06.021	39.408	43.060	43.553	239.5	42:47.936	22	1	2:02.736	38.917	41.829	41.990	233.3	56:38.333
16	1	2:06.535	39.502	42.314	44.719	239.5	44:54.471	23	1	2:03.385	38.963	42.033	42.389	240.5	58:41.718
17	1	2:06.242	39.428	43.254	43.560	237.9	47:00.713	24	1	2:02.522	38.564	41.701	42.257	238.9	1:00:44.240
18	1	2:08.328	40.016	44.543	43.769	238.4	49:09.041	16 BF Motorsport Audi RS3 LMS TCR							
19	1	2:05.378	39.643	42.256	43.479	240.0	51:14.419	1.Giuseppe MONTALBANO							
20	1	2:05.596	40.271	42.281	43.044	239.5	53:20.015	2.Giuseppe MONTALBANO							
21	1	2:07.831	40.806	43.774	43.251	238.4	55:27.846	1	1	5:53.162	3:24.100	1:16.043	1:13.019	115.9	5:53.162
22	1	2:03.965	39.201	42.103	42.661	243.2	57:31.811	2	1	2:37.848	55.707	53.735	48.406	217.9	8:31.010
23	1	2:05.466	39.566	42.882	43.018	243.2	59:37.277	3	1	2:11.485	41.015	44.720	45.750	213.6	10:42.495
24	1	2:04.147	39.366	42.417	42.364	241.1	1:01:41.424	4	1	2:08.437	40.449	43.434	44.554	236.9	12:50.932
10 NOS Racing Volkswagen Golf GTI TCR								5 1 2:08.157 39.950 43.577 44.630 237.9 14:59.089							
1.Massimiliano PEZZUTO								6 1 2:06.965 39.541 42.902 44.522 240.0 17:06.054							
2.Nicolò PEZZUTO								7 1 2:06.558 39.756 43.136 43.666 238.9 19:12.612							
1	1	5:30.597	3:27.381	1:08.570	54.646	132.1	5:30.597	8	1	2:06.956	39.683	42.699	44.574	241.6	21:19.568
2	1	2:36.676 B	48.302	51.334	57.040	177.1	8:07.273	9	1	2:16.743	39.513	42.678	54.552	242.7	23:36.311
3	1	5:32.666	3:39.902	54.917	57.847	173.7	13:39.939	10	1	3:27.160	1:52.774	50.116	44.270	60.9	27:03.471
4	1	2:31.267 B	45.340	52.307	53.620	218.8	16:11.206	11	1	2:59.955 B	39.493	44.721	1:35.741	245.4	30:03.426
5	1	4:44.274	3:15.818	44.106	44.350	177.1	20:55.480	12	1	7:23.389	5:48.885	49.225	45.279	141.9	37:26.815
6	1	2:07.897	40.122	43.986	43.789	229.4	23:03.377	13	1	2:11.119	39.850	47.385	43.884	242.1	39:37.934
7	1	2:43.223	47.619	54.272	1:01.332	170.9	25:46.600	14	1	2:15.273 B	39.496	42.434	53.343	238.4	41:53.207
8	1	2:15.415 B	40.134	42.195	53.086	234.3	28:02.015	15	1	4:47.445	3:21.188	43.202	43.055	171.2	46:40.652
9	1	7:58.033	6:24.228	46.922	46.883	97.7	36:00.048	16	1	2:03.996	39.552	42.095	42.349	238.9	48:44.648
10	1	2:08.312	40.675	44.258	43.379	227.4	38:08.360	17	1	2:02.964	39.108	41.848	42.008	244.9	50:47.612
11	1	2:05.752	40.230	42.937	42.585	237.9	40:14.112	18	1	2:20.770 B	39.274	45.840	55.656	243.8	53:08.382
12	1	2:04.589	39.724	42.333	42.532	240.5	42:18.701	19	1	5:51.674 B	3:52.703	51.786	1:07.185	165.5	59:00.056
13	1	2:04.593	39.389	42.277	42.927	242.7	44:23.294	19 Elite Motorsport Volkswagen Golf GTI TCR							
14	1	2:03.282	38.946	42.010	42.326	242.1	46:26.576	1.Franco GNUTTI							
15	1	2:03.057	39.472	41.468	42.117	242.7	48:29.633	2.Paolo GNUTTI							
16	1	2:03.019	39.466	41.418	42.135	240.5	50:32.652	1	1	15:49.587 B	...	1:06.826	1:14.927	116.2	15:49.587
17	1	2:16.525 B	39.455	41.529	55.541	242.1	52:49.177	2	1	10:56.374 B	3:31.818	6:12.951	1:11.605	150.6	26:45.961
18	1	3:52.075	2:27.269	42.349	42.457	180.3	56:41.252	3	1	26:14.420	...	48.679	1:15.774	144.8	53:00.381
19	1	2:08.830	39.144	45.810	43.876	244.3	58:50.082	4	1	2:17.354	46.266	44.855	46.233	233.8	55:17.735
20	1	2:03.444	39.274	41.828	42.342	240.5	1:00:53.526	5	1	2:10.998	40.768	43.880	46.350	229.9	57:28.733
13 BF Motorsport Cupra TCR								6 1 2:11.347 40.301 45.465 45.581 228.9 59:40.080							
1.Roberto VERROCCHIO								7 1 2:10.306 40.222 44.662 45.422 231.3 1:01:50.386							
2.Riccardo VERROCCHIO															
1	1	5:42.781	3:25.410	1:16.081	1:01.290	134.9	5:42.781	21 Scuderia del Girasole Audi RS3 LMS TCR							
2	1	2:31.459	48.639	51.347	51.473	169.9	8:14.240	1.Nicola GUIDA							
3	1	2:18.872	44.011	46.675	48.186	193.5	10:33.112	2.Rinaldo GUIDA							
4	1	2:14.501	42.587	45.592	46.322	179.4	12:47.613	1	1	5:28.389	3:34.641	1:02.724	51.024	136.8	5:28.389
								2	1	2:15.795	43.693	46.204	45.898	170.7	7:44.184





Automobile Club d'Italia
SPORT

ACI racing weekend



TCR DSG Endurance

ACI Racing Weekend Monza 5/7 Aprile 2019

Free Practice

Sector Analysis

■ Personal Best ■ Session Best ■ Crossing the finish line in the pit lane

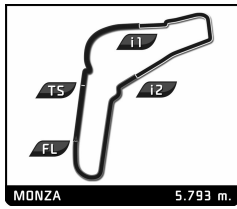
Lap	D	Time	Sector 1	Sector 2	Sector 3	T.Spd	Elapsed	Lap	D	Time	Sector 1	Sector 2	Sector 3	T.Spd	Elapsed
23 BD Racing Cupra TCR 1.Roberto RUSSO 2. RUSSO															
3	1	2:19.021	B	40.879	44.036	54.106	216.6	10:03.205							
4	1	4:11.137		2:41.125	45.030	44.982	175.4	14:14.342							
5	1	2:06.509		40.681	43.022	42.806	219.6	16:20.851							
6	1	2:03.336		39.475	41.964	41.897	242.1	18:24.187							
7	1	2:03.598		39.144	42.489	41.965	243.8	20:27.785							
8	1	2:10.480	B	39.549	42.798	48.133	236.9	22:38.265							
9	1	9:00.404		7:35.185	42.962	42.257	172.6	31:38.669							
10	1	2:02.608		38.964	41.816	41.828	243.8	33:41.277							
11	1	2:09.082	B	39.046	42.290	47.746	243.8	35:50.359							
12	1	8:41.595		7:04.694	49.917	46.984	159.9	44:31.954							
13	1	2:08.786		40.200	44.272	44.314	232.8	46:40.740							
14	1	2:09.303		40.809	43.890	44.604	237.9	48:50.043							
15	1	2:07.259		39.613	43.578	44.068	244.3	50:57.302							
16	1	2:05.713		39.210	42.889	43.614	244.9	53:03.015							
17	1	2:06.656		39.318	43.682	43.656	244.3	55:09.671							
18	1	2:07.606		40.438	43.400	43.768	243.8	57:17.277							
19	1	2:05.737		39.599	42.672	43.466	243.2	59:23.014							
20	1	2:04.954		39.058	42.676	43.220	243.2	1:01:27.968							
33 Scuderia del Girasole Cupra TCR 1.Cosimo BARBERINI 2.Carliotta BARBERINI															
4	1	4:10.024		2:40.782	44.285	44.957	180.9	18:24.466							
5	1	2:05.671		39.931	42.727	43.013	217.9	20:30.137							
6	1	2:18.762	B	42.900	43.933	51.929	235.8	22:48.899							
7	1	4:32.806		3:06.670	43.118	43.018	68.5	27:21.705							
8	1	2:06.935		39.038	43.055	44.842	237.9	29:28.640							
9	1	2:03.301		39.025	42.216	42.060	229.4	31:31.941							
10	1	2:19.471	B	43.217	43.054	53.200	224.6	33:51.412							
11	1	4:49.873		3:22.201	44.098	43.574	182.4	38:41.285							
12	1	2:05.420		39.736	42.706	42.978	220.5	40:46.705							
13	1	2:03.843		39.202	42.159	42.482	238.4	42:50.548							
14	1	2:02.853		39.187	41.551	42.115	244.9	44:53.401							
15	1	2:26.085	B	38.901	46.059	1:01.125	240.0	47:19.486							
16	1	4:05.370		2:40.049	42.187	43.134	169.1	51:24.856							
17	1	2:22.450	B	38.820	42.119	1:01.511	246.0	53:47.306							
28 BD Racing Cupra TCR 1.Andrea MASSERINI 2.Jody MASSERINI															
1	1	3:48.456		2:07.071	51.301	50.084	138.1	3:48.456							
2	1	2:18.146		42.991	48.002	47.153	213.2	6:06.602							
3	1	2:26.688		45.723	51.917	49.048	192.1	8:33.290							
4	1	2:10.498		40.883	44.749	44.866	207.5	10:43.788							
5	1	2:42.632	B	1:00.111	46.201	56.320	231.8	13:26.420							
6	1	7:20.754		5:47.958	46.647	46.149	174.5	20:47.174							
7	1	2:31.789	B	43.044	49.317	59.428	180.6	23:18.963							
8	1	4:26.111		2:54.944	45.194	45.973	164.0	27:45.074							
9	1	2:23.600	B	40.505	44.199	58.896	228.9	30:08.674							
10	1	7:26.023		5:45.216	52.909	47.898	139.9	37:34.697							
11	1	2:11.503		40.608	46.381	44.514	204.0	39:46.200							
12	1	2:14.513		40.497	49.553	44.463	205.9	42:00.713							
13	1	2:18.253	B	40.856	44.009	53.388	216.1	44:18.966							
14	1	6:32.697		4:59.843	47.906	44.948	110.9	50:51.663							
15	1	2:41.972	B	40.448	57.897	1:03.627	234.3	53:33.635							
31 BD Racing Cupra TCR 1.Nicola SCIAGUATO 2.Guido SCIAGUATO															
1	1	9:37.605		7:47.058	57.221	53.326	138.9	9:37.605							
2	1	2:13.617		43.085	45.592	44.940	184.6	11:51.222							
3	1	2:23.220	B	40.701	43.744	58.775	229.4	14:14.442							
36 RS+A Motortech Cupra TCR 1.Alberto BIRAGHI 2.Marco BIRAGHI															
1	1	4:38.604		2:45.267	56.211	57.126	90.1	4:38.604							
2	1	2:24.236		49.210	47.885	47.141	135.2	7:02.840							
3	1	2:15.563		44.420	45.700	45.443	189.7	9:18.403							
4	1	2:11.281		41.781	44.424	45.076	200.6	11:29.684							
5	1	2:08.398		41.018	43.426	43.954	206.3	13:38.082							
6	1	2:27.221	B	40.588	45.303	1:01.330	228.9	16:05.303							
7	1	7:04.813		5:15.240	56.366	53.207	97.3	23:10.116							
8	1	3:35.513		1:30.605	1:16.895	48.013	77.4	26:45.629							
9	1	2:11.844		41.556	44.497	45.791	199.9	28:57.473							
10	1	2:08.060		40.329	43.709	44.022	209.1	31:05.533							
11	1	2:07.293		40.123	43.187	43.983	205.1	33:12.826							
12	1	2:09.138		41.562	43.562	44.014	209.1	35:21.964							
13	1	2:06.506		39.362	43.389	43.755	217.4	37:28.470							
14	1	2:06.935		39.696	43.264	43.975	218.3	39:35.405							
15	1	2:25.456	B	39.405	42.937	1:03.114	210.3	42:00.861							
16	1	7:41.647		6:13.293	44.715	43.639	141.2	49:42.508							
17	1	2:04.400		39.714	42.100	42.586	234.3	51:46.908							
18	1	2:03.948		39.287	42.022	42.639	236.3	53:50.856							





Automobile Club d'Italia
SPORT

ACI racing weekend



TCR DSG Endurance

ACI Racing Weekend Monza 5/7 Aprile 2019

Free Practice

Sector Analysis

Personal Best Session Best B Crossing the finish line in the pit lane

Lap	D	Time	Sector 1	Sector 2	Sector 3	T.Spd	Elapsed	Lap	D	Time	Sector 1	Sector 2	Sector 3	T.Spd	Elapsed
19	1	3:00.000 B	49.255	58.229	1:12.516	167.5	56:50.856	11	1	2:12.211 B	39.888	41.669	50.654	238.9	32:17.264
63 Scuderia del Girasole Cupra TCR 1.Giovanni ALTOÈ 2.Alessandro ALTOÈ								83 1.Diego CASSARÀ 2.Alberto CASSARÀ Volkswagen Golf GTI TCR							
1	1	3:17.858	1:31.661	54.721	51.476	106.0	3:17.858	1	1	6:38.935 B	4:21.166	1:01.730	1:16.039	126.1	6:38.935
2	1	2:23.596	47.709	45.939	49.948	168.3	5:41.454	2	1	4:48.513	3:02.204	52.916	53.393	159.9	11:27.448
3	1	2:15.123 B	40.889	43.436	50.798	210.7	7:56.577	3	1	2:31.314	46.232	51.070	54.012	207.5	13:58.762
4	1	3:40.460	2:13.855	43.116	43.489	172.3	11:37.037	4	1	2:24.343	44.182	49.227	50.934	201.3	16:23.105
5	1	2:05.085	39.770	42.348	42.967	234.3	13:42.122	5	1	2:32.236 B	44.657	49.511	58.068	158.0	18:55.341
6	1	2:03.364	39.156	42.094	42.114	237.4	15:45.486	6	1	3:20.228	1:42.005	50.521	47.702	180.6	22:15.569
7	1	2:03.721	39.851	41.992	41.878	244.3	17:49.207	7	1	3:15.686	42.767	1:08.514	1:24.405	219.6	25:31.255
8	1	2:02.395	39.301	41.561	41.533	240.5	19:51.602	8	1	2:33.038 B	45.946	48.398	58.694	185.8	28:04.293
9	1	2:02.623	38.914	41.740	41.969	246.0	21:54.225	9	1	6:55.714	5:08.391	54.477	52.846	123.4	35:00.007
10	1	3:08.816 B	38.936	41.750	1:48.130	246.0	25:03.041	10	1	2:13.702	42.076	45.576	46.050	198.0	37:13.709
11	1	6:06.866	4:38.623	44.793	43.450	174.5	31:09.907	11	1	2:13.810	41.328	45.363	47.119	190.1	39:27.519
12	1	2:03.919	39.609	42.240	42.070	238.9	33:13.826	12	1	2:11.534	40.300	45.813	45.421	212.3	41:39.053
13	1	2:04.216	39.994	41.701	42.521	220.5	35:18.042	13	1	2:10.857	41.134	44.568	45.155	186.5	43:49.910
14	1	2:04.034	39.361	42.469	42.204	239.5	37:22.076	14	1	2:09.329	40.134	44.187	45.008	214.0	45:59.239
15	1	2:01.929	38.797	41.221	41.911	244.3	39:24.005	15	1	2:42.244 B	47.090	50.870	1:04.284	156.4	48:41.483
16	1	2:02.223	38.795	41.427	42.001	247.1	41:26.228	16	1	4:50.331	3:19.844	45.470	45.017	137.6	53:31.814
17	1	2:20.930 B	39.989	43.369	57.572	241.6	43:47.158	17	1	2:19.003 B	40.259	44.523	54.221	220.1	55:50.817
18	1	3:27.868	2:02.892	42.499	42.477	188.4	47:15.026	99 Wimmer Werk Motorsport Cupra TCR 1.Christian VOITHOFER 2.Christian BENNINGER							
19	1	2:03.235	38.645	42.477	42.113	248.2	49:18.261	1	1	5:59.884	4:07.262	57.856	54.766	103.3	5:59.884
20	1	2:01.640	38.645	41.266	41.729	246.5	51:19.901	2	1	2:34.856	51.225	52.185	51.446	162.8	8:34.740
21	1	2:02.408	38.599	41.785	42.024	247.7	53:22.309	3	1	2:16.375	42.938	46.997	46.440	194.5	10:51.115
22	1	2:02.745	38.772	42.275	41.698	244.9	55:25.054	4	1	2:15.620	42.857	46.147	46.616	209.9	13:06.735
23	1	2:02.832	38.554	41.494	42.784	247.7	57:27.886	5	1	2:13.112	41.950	45.285	45.877	196.6	15:19.847
24	1	2:01.269	38.664	41.101	41.504	245.4	59:29.155	6	1	2:12.307	40.774	45.575	45.958	224.2	17:32.154
25	1	2:01.699	38.552	41.546	41.601	247.7	1:01:30.854	7	1	2:12.041	41.011	45.458	45.572	214.4	19:44.195
70 Elite Motorsport Volkswagen Golf GTI TCR 1.Alessandro BERTON 2.BERTON								8							
1	1	23:29.709	...	54.633	59.227	131.5	23:29.709	8	1	2:22.380	49.154	47.229	45.997	224.2	22:06.575
2	1	3:26.067 B	1:10.285	1:10.482	1:05.300	122.3	26:55.776	9	1	3:21.185 B	40.162	1:07.294	1:33.729	221.0	25:27.760
3	1	3:28.134	1:44.432	56.159	47.543	161.8	30:23.910	10	1	6:52.304	5:17.885	47.382	47.037	176.5	32:20.064
4	1	2:31.055 B	44.654	46.592	59.809	180.0	32:54.965	11	1	2:21.144	47.272	46.742	47.130	235.3	34:41.208
5	1	8:19.192	6:48.605	45.543	45.044	139.9	41:14.157	12	1	2:11.966	41.274	45.276	45.416	211.9	36:53.174
6	1	2:21.309	52.609	44.343	44.357	230.3	43:35.466	13	1	2:13.743	42.084	46.221	45.438	214.4	39:06.917
7	1	2:09.152	40.674	43.735	44.743	230.3	45:44.618	14	1	2:10.492	40.488	44.745	45.259	211.9	41:17.409
8	1	2:07.431	40.632	43.021	43.778	232.3	47:52.049	15	1	2:11.829	41.550	45.028	45.251	217.4	43:29.238
9	1	2:16.771 B	40.557	42.853	53.361	234.8	50:08.820	16	1	2:08.441	39.873	44.440	44.128	230.3	45:37.679
10	1	5:30.834	3:57.547	47.060	46.227	167.3	55:39.654	17	1	2:07.810	39.454	44.380	43.976	233.8	47:45.489
11	1	2:13.744	40.050	44.460	49.234	232.3	57:53.398	18	1	2:28.630 B	41.384	46.627	1:00.619	226.0	50:14.119
12	1	2:10.794	41.158	44.251	45.385	224.2	1:00:04.192	19	1	3:54.296	2:23.045	45.610	45.641	167.0	54:08.415
77 Elite Motorsport Volkswagen Golf GTI TCR 1.Andrea MABELLINI 2.Michele MABELLINI								20							
1	1	9:25.260	7:39.793	55.385	50.082	132.9	9:25.260	20	1	2:09.960	39.974	45.285	44.701	236.9	56:18.375
2	1	2:17.725	43.084	47.629	47.012	181.2	11:42.985	21	1	2:08.876	40.034	44.377	44.465	221.9	58:27.251
3	1	2:11.790	41.742	43.992	46.056	195.2	13:54.775	22	1	2:07.692	39.551	43.734	44.407	229.9	1:00:34.943
4	1	2:07.753	40.064	43.247	44.442	221.4	16:02.528								
5	1	2:06.212	39.743	43.013	43.456	241.6	18:08.740								
6	1	2:05.622	39.572	42.483	43.567	241.1	20:14.362								
7	1	2:05.575	39.587	42.850	43.138	240.5	22:19.937								
8	1	3:33.959	39.979	1:34.323	1:19.657	242.1	25:53.896								
9	1	2:06.544	40.500	42.322	43.722	236.3	28:00.440								
10	1	2:04.613	39.810	41.735	43.068	235.3	30:05.053								

