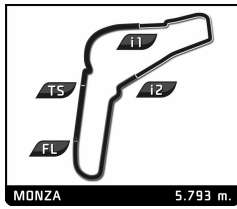




Automobile Club d'Italia
SPORT

ACI racing weekend



TCR DSG Endurance

ACI Racing Weekend Monza 5/7 Aprile 2019

Qualifying

Sector Analysis

■ Personal Best ■ Session Best ■ Crossing the finish line in the pit lane

Lap	D	Time	Sector 1	Sector 2	Sector 3	T.Spd	Elapsed	Lap	D	Time	Sector 1	Sector 2	Sector 3	T.Spd	Elapsed
2	RS+A Motortech Audi RS3 LMS TCR 1.Mariano COSTAMAGNA 3.Marco RAVINALE 2.Roberto OLIVO							2	1	2:08.113	39.972	42.707	45.434	220.5	5:00.468
	3	1	2:02.420	38.851	41.563	42.006	243.8	7:02.888							
	4	1	2:02.535	38.794	41.575	42.166	242.7	9:05.423							
	5	1	2:01.678	38.542	41.181	41.955	243.2	11:07.101							
	6	1	2:26.932 B	43.381	46.407	57.144	232.8	13:34.033							
	7	1	3:17.828	1:53.581	42.062	42.185	171.2	16:51.861							
	8	1	2:01.929	38.761	41.003	42.165	242.1	18:53.790							
	9	1	2:01.682	38.674	41.191	41.817	243.2	20:55.472							
3	Pit Lane Competizioni Volkswagen Golf GTI TCR 1.Gianmaria GABBIANI 2.Andrea LARINI							1	1	3:11.969	1:33.818	48.872	49.279	95.1	3:11.969
	2	1	2:09.814	41.485	44.683	43.646	232.3	5:21.783							
	3	1	2:06.251	41.259	42.304	42.688	226.5	7:28.034							
	4	1	2:04.247	39.865	42.004	42.378	238.9	9:32.281							
	5	1	2:03.866	39.554	41.831	42.481	237.9	11:36.147							
	6	1	2:11.853 B	39.927	42.134	49.792	238.4	13:48.000							
	7	1	5:15.531	3:48.282	44.039	43.210	186.8	19:03.531							
	8	1	2:04.114	39.570	41.939	42.605	234.3	21:07.645							
4	Scuderia del Girasole Volkswagen Golf GTI TCR 1.Raffaele GURRIERI 2.Simone PATRINICOLA							1	1	2:58.116 B	1:09.147	53.163	55.806	154.9	2:58.116
	2	1	7:08.791	5:40.726	44.178	43.887	174.5	10:06.907							
	3	1	2:03.334	39.356	41.774	42.204	240.0	12:10.241							
	4	1	2:03.269	39.294	41.836	42.139	241.1	14:13.510							
	5	1	2:02.405	39.235	41.261	41.909	240.0	16:15.915							
	6	1	2:01.303	38.880	41.040	41.383	245.4	18:17.218							
	7	1	2:08.259 B	38.782	41.530	47.947	244.3	20:25.477							
	7	Scuderia del Girasole Audi RS3 LMS TCR 1.Sandro PELATTI 2.Gabriele VOLPATO							1	1	2:47.158	1:14.278	48.246	44.634	119.5
2		1	2:05.717	39.174	42.421	44.122	244.3	4:52.875							
3		1	2:03.687	39.760	41.711	42.216	250.5	6:56.562							
4		1	2:01.615	38.689	41.271	41.655	249.4	8:58.177							
5		1	2:11.063 B	39.027	42.092	49.944	242.1	11:09.240							
6		1	5:55.659	4:28.860	43.362	43.437	186.8	17:04.899							
7		1	2:02.787	38.744	42.154	41.889	249.4	19:07.686							
8		1	2:02.806	39.407	41.647	41.752	243.8	21:10.492							
8	BF Motorsport Audi RS3 LMS TCR 1.Ermanno DIONISIO 2.Giacomo BARRI							1	1	2:45.282	1:08.029	51.756	45.497	157.1	2:45.282
	2	1	2:05.721	40.469	42.349	42.903	196.6	4:51.003							
	3	1	2:02.218	38.853	41.558	41.807	246.0	6:53.221							
	4	1	2:01.984	38.916	41.383	41.685	244.9	8:55.205							
	5	1	2:23.479 B	44.273	43.923	55.283	249.4	11:18.684							
	6	1	4:35.960	3:07.154	44.573	44.233	184.9	15:54.644							
	7	1	2:05.105	40.048	42.479	42.578	217.9	17:59.749							
	8	1	2:03.935	39.579	41.854	42.502	211.9	20:03.684							
9	Scuderia del Girasole Volkswagen Golf GTI TCR 1.Lorenzo NICOLI 2.Marco CENEDESE							1	1	2:52.355	1:16.177	49.378	46.800	118.8	2:52.355
	10	NOS Racing Volkswagen Golf GTI TCR 1.Massimiliano PEZZUTO 2.Nicolò PEZZUTO							1	1	3:29.248	1:40.617	52.288	56.343	87.3
2		1	2:08.461	40.989	43.157	44.315	211.9	5:37.709							
3		1	2:04.436	39.562	42.098	42.776	242.1	7:42.145							
4		1	2:02.751	39.364	41.537	41.850	244.9	9:44.896							
5		1	2:15.825 B	39.630	41.800	54.395	229.4	12:00.721							
6		1	4:19.198	2:54.082	42.908	42.208	145.7	16:19.919							
7		1	2:02.583	39.456	41.275	41.852	240.0	18:22.502							
8		1	2:01.819	39.245	41.117	41.457	243.8	20:24.321							
13	BF Motorsport Cupra TCR 1.Roberto VERROCCHIO 2.Riccardo RUBERTI							1	1	3:15.150	1:26.162	54.732	54.256	143.6	3:15.150
	2	1	2:12.990	41.856	45.705	45.429	193.8	5:28.140							
	3	1	2:09.170	39.890	44.735	44.545	234.3	7:37.310							
	4	1	2:06.164	39.510	42.889	43.765	223.7	9:43.474							
	5	1	2:05.362	39.364	42.743	43.255	227.4	11:48.836							
	6	1	2:05.477	39.258	42.561	43.658	232.8	13:54.313							
	7	1	2:16.359 B	39.688	43.514	53.157	236.3	16:10.672							
	8	1	3:26.472	1:58.108	45.458	42.906	182.4	19:37.144							
	9	1	2:02.335	38.674	41.920	41.741	244.9	21:39.479							
16	BF Motorsport Audi RS3 LMS TCR 1.Giuseppe MONTALBANO 2.Giuseppe MONTALBANO							1	1	3:09.575	1:09.726	1:03.607	56.242	142.1	3:09.575
	2	1	2:06.350	39.802	43.056	43.492	242.7	5:15.925							
	3	1	2:04.817	39.441	42.479	42.897	243.2	7:20.742							
	4	1	2:03.643	39.101	41.897	42.645	244.3	9:24.385							
	5	1	2:12.326 B	39.043	42.522	50.761	246.0	11:36.711							
	6	1	4:21.219	2:53.905	43.061	44.253	169.9	15:57.930							
	7	1	2:02.437	39.167	41.389	41.881	242.1	18:00.367							
	8	1	2:06.536	39.528	44.129	42.879	211.1	20:06.903							
19	Elite Motorsport Volkswagen Golf GTI TCR 1.Franco GNUTTI 2.Paolo PALANTI							1	1	3:16.306	1:29.540	53.849	52.917	99.4	3:16.306
	2	1	2:13.497	42.203	46.018	45.276	188.4	5:29.803							
	3	1	2:08.367	40.361	43.261	44.745	220.1	7:38.170							
	4	1	2:06.519	40.153	42.937	43.429	221.0	9:44.689							
	5	1	2:20.246 B	40.526	43.686	56.034	220.1	12:04.935							
	6	1	6:37.049	4:53.085	54.570	49.394	84.5	18:41.984							
	7	1	2:08.601	40.704	43.935	43.962	230.8	20:50.585							
21	Scuderia del Girasole Audi RS3 LMS TCR 1.Nicola GUIDA 2.Rinaldo CAPELLO							1	1	3:00.525	1:21.538	52.080	46.907	129.4	3:00.525
	2	1	2:05.273	39.621	43.012	42.640	235.8	5:05.798							

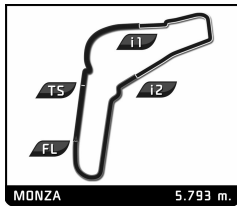




Automobile Club d'Italia
SPORT

ACI racing weekend

Monza Eni Circuit



TCR DSG Endurance

ACI Racing Weekend Monza 5/7 Aprile 2019

Qualifying

Sector Analysis

Personal Best Session Best B Crossing the finish line in the pit lane

Lap	D	Time	Sector 1	Sector 2	Sector 3	T.Spd	Elapsed	Lap	D	Time	Sector 1	Sector 2	Sector 3	T.Spd	Elapsed
3	1	2:02.068	39.112	41.442	41.514	244.9	7:07.866	3	1	2:19.446B	40.139	42.857	56.450	209.1	7:28.263
4	1	2:01.691	38.952	41.179	41.560	246.5	9:09.557	4	1	4:33.902	3:04.650	45.291	43.961	155.1	12:02.165
5	1	2:10.391B	38.663	41.860	49.868	249.4	11:19.948	5	1	2:04.168	39.499	42.116	42.553	231.8	14:06.333
6	1	4:34.747	3:08.294	43.104	43.349	180.3	15:54.695	6	1	2:17.619	48.258	46.272	43.089	240.5	16:23.952
7	1	2:01.488	38.980	41.177	41.331	244.9	17:56.183	7	1	2:03.754	39.389	41.911	42.454	229.9	18:27.706
8	1	2:00.330	38.702	40.671	40.957	246.0	19:56.513	8	1	2:03.292	39.070	42.019	42.203	228.4	20:30.998
9	1	2:15.261B	38.665	43.033	53.563	247.1	22:11.774								
23	BD Racing 1.Roberto RUSSO Cupra TCR							63	Scuderia del Girasole 1.Giovanni ALTOÈ 2.Alessandro ALTOÈ Cupra TCR						
1	1	3:01.858	1:16.735	54.084	51.039	120.7	3:01.858	1	1	2:49.685	1:07.375	53.687	48.623	118.7	2:49.685
2	1	2:09.730	42.374	44.424	42.932	202.5	5:11.588	2	1	2:08.129	40.615	43.767	43.747	232.3	4:57.814
3	1	2:04.758	39.661	42.042	43.055	221.4	7:16.346	3	1	2:03.617	38.993	41.798	42.826	248.8	7:01.431
4	1	2:03.342	39.151	41.925	42.266	230.8	9:19.688	4	1	2:02.588	38.719	41.650	42.219	249.9	9:04.019
5	1	2:32.855B	44.774	48.263	59.818	177.4	11:52.543	5	1	2:04.011	38.970	41.589	43.452	249.4	11:08.030
6	1	4:19.839	2:54.154	43.191	42.494	170.7	16:12.382	6	1	2:02.741	39.300	41.422	42.019	227.4	13:10.771
7	1	2:03.436	39.716	41.488	42.232	225.6	18:15.818	7	1	2:01.188	38.647	40.985	41.556	244.9	15:11.959
8	1	2:02.322	39.307	41.068	41.947	226.5	20:18.140	8	1	2:01.678	38.429	41.130	42.119	247.7	17:13.637
28	BD Racing 1.Andrea MASSERINI 2.Jody VULLO Cupra TCR							70	Elite Motorsport 1.Alessandro BERTON Volkswagen Golf GTI TCR						
1	1	3:04.113	1:23.365	51.319	49.429	124.5	3:04.113	1	1	3:17.974	1:33.374	52.635	51.965	96.0	3:17.974
2	1	2:09.098	40.853	44.772	43.473	214.0	5:13.211	2	1	2:10.561	41.042	44.922	44.597	210.3	5:28.535
3	1	2:04.262	39.744	42.266	42.252	223.2	7:17.473	3	1	2:06.810	40.423	43.222	43.165	224.2	7:35.345
4	1	2:03.420	39.363	42.119	41.938	236.9	9:20.893	4	1	2:05.265	39.533	42.271	43.461	235.8	9:40.610
5	1	2:35.286B	42.346	51.924	1:01.016	222.8	11:56.179	5	1	2:18.026B	40.523	42.886	54.617	224.6	11:58.636
6	1	4:28.565	2:56.414	49.278	42.873	175.4	16:24.744	6	1	4:45.998	3:15.625	44.866	45.507	174.0	16:44.634
7	1	2:03.678	39.664	41.909	42.105	216.6	18:28.422	7	1	2:09.013	40.005	44.791	44.217	232.8	18:53.647
8	1	2:03.183	39.311	41.752	42.120	230.3	20:31.605	8	1	2:08.093	40.347	43.756	43.990	203.6	21:01.740
31	BD Racing 1.Nicola SCIAGUATO 2.Guido SCIAGUATO Cupra TCR							77	Elite Motorsport 1.Andrea MABELLINI 2.Michele IMBERTI Volkswagen Golf GTI TCR						
1	1	3:15.771	1:15.930	1:00.240	59.601	115.7	3:15.771	1	1	3:28.216	1:30.932	1:00.766	56.518	113.8	3:28.216
2	1	2:07.074	41.385	43.030	42.659	200.2	5:22.845	2	1	2:16.847	46.241	44.678	45.928	129.1	5:45.063
3	1	2:02.572	39.408	41.249	41.915	232.3	7:25.417	3	1	2:12.414B	40.460	42.899	49.055	240.0	7:57.477
4	1	2:02.647	39.089	41.352	42.206	246.5	9:28.064	4	1	5:29.307	3:58.167	45.075	46.065	57.0	13:26.784
5	1	2:14.102B	39.174	41.722	53.206	243.2	11:42.166	5	1	2:05.398	40.186	42.418	42.794	226.5	15:32.182
6	1	4:31.915	3:02.096	46.974	42.845	156.0	16:14.081	6	1	2:03.709	39.775	41.727	42.207	235.8	17:35.891
7	1	2:06.364	42.204	42.006	42.154	239.5	18:20.445	7	1	2:04.129	39.910	41.778	42.441	238.4	19:40.020
8	1	2:02.102	39.302	41.327	41.473	239.5	20:22.547	8	1	2:03.564	39.391	41.550	42.623	234.8	21:43.584
33	Scuderia del Girasole 1.Cosimo BARBERINI 2.Carolotta FEDELI Cupra TCR							83	1.Diego CASSARÀ 2.Alberto TAPPARO Volkswagen Golf GTI TCR						
1	1	2:44.520	1:01.952	56.029	46.539	145.2	2:44.520	1	1	3:42.635	1:45.024	56.033	1:01.578	93.5	3:42.635
2	1	2:08.121	40.206	43.668	44.247	224.2	4:52.641	2	1	2:14.020	42.839	45.301	45.880	184.6	5:56.655
3	1	2:16.098B	41.251	43.488	51.359	211.1	7:08.739	3	1	2:11.588	40.948	46.038	44.602	201.0	8:08.243
4	1	4:14.188	2:43.763	43.068	47.357	153.6	11:22.927	4	1	2:07.933	40.509	43.789	43.635	209.1	10:16.176
5	1	2:01.892	38.562	40.621	42.709	245.4	13:24.819	5	1	2:09.002	41.896	43.307	43.799	182.7	12:25.178
6	1	2:00.849	38.520	40.803	41.526	246.5	15:25.668	6	1	2:06.558	40.038	43.058	43.462	217.9	14:31.736
7	1	2:00.973	38.646	41.043	41.284	245.4	17:26.641	7	1	2:06.386	40.043	42.783	43.560	220.5	16:38.122
8	1	2:00.169	38.554	40.481	41.134	244.3	19:26.810	8	1	2:06.416	40.007	42.760	43.649	214.0	18:44.538
9	1	2:23.085B	38.358	49.349	55.378	246.0	21:49.895	9	1	2:07.223	39.831	42.807	44.585	224.2	20:51.761
36	RS+A Motortech 1.Alberto BIRAGHI 2.Marco COSTAMAGNA Cupra TCR							99	Wimmer Werk Motorsport 1.Christian VOITHOFER 2.Gunter BENNINGER Cupra TCR						
1	1	2:56.691	1:13.308	55.631	47.752	123.4	2:56.691	1	1	3:33.303	1:36.373	58.273	58.657	86.4	3:33.303
2	1	2:12.126	42.729	45.539	43.858	170.9	5:08.817								

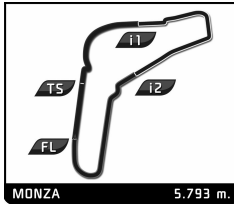




Automobile Club d'Italia
SPORT

ACI racing weekend

Monza Eni Circuit



TCR DSG Endurance

ACI Racing Weekend Monza 5/7 Aprile 2019

Qualifying

Sector Analysis

■ Personal Best

■ Session Best

B Crossing the finish line in the pit lane

Lap	D	Time	Sector 1	Sector 2	Sector 3	T.Sp	Elapsed	Lap	D	Time	Sector 1	Sector 2	Sector 3	T.Sp	Elapsed
2	1	2:17.444	44.190	47.437	45.817	188.7	5:50.747								
3	1	2:14.252	43.248	45.697	45.307	175.4	8:04.999								
4	1	2:10.720	41.271	44.975	44.474	207.1	10:15.719								
5	1	2:22.877 B	42.659	46.140	54.078	184.3	12:38.596								
6	1	4:21.540	2:51.544	45.301	44.695	177.4	17:00.136								
7	1	2:06.608	39.855	43.203	43.550	240.0	19:06.744								
8	1	2:49.339 B	41.262	1:13.708	54.369	230.8	21:56.083								

