

# Professional Track Days

## Monza 23-24-25-26.04.2021


### Free Practice 1 - GT, TOURING

## Sector Analysis

_ Invalidated Lap							■ Personal Best							■ Session Best							■ B Crossing the pit lane						
Lap	Time	Sector 1	Sector 2	Sector 3	T.Sp	Elapsed	Lap	Time	Sector 1	Sector 2	Sector 3	T.Sp	Elapsed	Lap	Time	Sector 1	Sector 2	Sector 3	T.Sp	Elapsed	Lap	Time	Sector 1	Sector 2	Sector 3	T.Sp	Elapsed
<b>01</b> MICHELOTTO																											
MICHELOTTO Ferrari 488																											
1	9:29.333	B	8:00.068	41.048	48.217	170.1	9:29.333	56	1:46.533	34.428	36.018	36.087	273.9	2:43:44.782													
2	7:17.353		6:01.178	38.316	37.859	207.9	16:46.686	57	1:46.667	34.494	35.955	36.218	271.1	2:45:31.449													
3	1:49.024		35.054	37.207	36.763	270.4	18:35.710	58	2:20.023	B	34.621	45.224	1:00.178	271.1	2:47:51.472												
4	1:49.358		34.623	36.810	37.925	272.5	20:25.068	59	11:21.566	B	9:56.564	37.318	47.684	211.5	2:59:13.038												
5	1:47.412		34.416	36.500	36.496	274.5	22:12.480	60	15:30.391		...	37.383	38.573	169.9	3:14:43.429												
6	1:47.268		34.562	36.313	36.393	273.2	23:59.748	61	1:48.873		34.531	37.201	37.141	277.3	3:16:32.302												
7	1:46.841		34.442	36.163	36.236	272.5	25:46.589	62	1:49.170		34.502	37.933	36.735	274.5	3:18:21.472												
8	1:46.485		34.424	35.958	36.103	273.2	27:33.074	63	1:47.290		34.464	36.252	36.574	275.9	3:20:08.762												
9	1:49.233		34.543	36.250	38.440	272.5	29:22.307	64	1:51.787		35.171	38.310	38.306	266.5	3:22:00.549												
10	1:48.007		34.925	36.488	36.594	267.1	31:10.314	65	1:47.716		34.599	36.387	36.730	273.9	3:23:48.265												
11	1:49.086		34.990	36.303	37.793	267.8	32:59.400	66	1:47.059		34.565	36.129	36.365	273.9	3:25:35.324												
12	1:57.385	B	34.927	36.324	46.134	267.8	34:56.785	67	1:47.189		34.435	36.390	36.364	275.2	3:27:22.513												
13	28:55.604		...	37.240	37.325	205.9	1:03:52.389	68	1:47.104		34.375	35.956	36.773	274.5	3:29:09.617												
14	1:48.839		35.214	36.606	37.019	269.1	1:05:41.228	69	1:49.323		34.319	36.395	38.609	275.2	3:30:58.940												
15	1:47.907		34.960	36.384	36.563	268.4	1:07:29.135	<b>1</b> TECNODOM 1																			
16	1:54.539	B	34.922	36.678	42.939	269.1	1:09:23.674	TECNODOM SPORT BMW M2 CS RACING																			
17	6:47.301		5:33.063	37.402	36.836	210.3	1:16:10.975	1	1:06:22.134		...	59.106	50.951	113.2	1:06:22.134												
18	1:47.646		34.833	36.158	36.655	269.8	1:17:58.621	2	2:21.114		44.856	49.070	47.188	189.4	1:08:43.248												
19	1:48.406		35.494	36.209	36.703	269.8	1:19:47.027	3	2:05.494		39.022	42.982	43.490	223.2	1:10:48.742												
20	1:47.405		34.467	36.568	36.370	271.8	1:21:34.432	4	2:05.384		37.866	43.667	43.851	244.3	1:12:54.126												
21	1:46.693		34.426	36.059	36.208	271.1	1:23:21.125	5	2:03.632		38.420	42.440	42.772	234.3	1:14:57.758												
22	1:46.588		34.449	36.038	36.101	271.8	1:25:07.713	6	2:02.315		37.780	41.723	42.812	247.7	1:17:00.073												
23	1:46.464		34.493	35.950	36.021	272.5	1:26:54.177	7	2:10.633	B	37.944	41.888	50.801	246.5	1:19:10.706												
24	1:48.891		34.434	35.988	38.469	271.8	1:28:43.068	8	7:58.133		6:26.861	47.008	44.264	120.7	1:27:08.839												
25	1:47.213		34.476	36.159	36.578	272.5	1:30:30.281	9	2:03.716		38.095	42.405	43.216	241.6	1:29:12.555												
26	1:49.517		34.656	37.116	37.745	273.9	1:32:19.798	10	2:03.791		38.142	42.626	43.023	242.1	1:31:16.346												
27	1:49.080		34.717	37.781	36.582	271.8	1:34:08.878	11	2:02.548		37.835	41.800	42.913	243.8	1:33:18.894												
28	1:46.980		34.558	36.127	36.295	271.8	1:35:55.858	12	2:02.316		37.655	41.984	42.677	246.0	1:35:21.210												
29	1:46.888		34.495	36.169	36.224	272.5	1:37:42.746	13	2:15.457		43.231	47.756	44.470	254.0	1:37:36.667												
30	1:47.431		34.375	36.820	36.236	273.2	1:39:30.177	14	2:16.713	B	37.797	44.304	54.612	247.1	1:39:53.380												
31	1:46.624		34.423	36.054	36.147	272.5	1:41:16.801	15	37:30.862		...	49.825	51.890	145.9	2:17:24.242												
32	1:49.926		34.696	38.826	36.404	271.8	1:43:06.727	16	2:06.613		39.648	43.549	43.416	217.4	2:19:30.855												
33	1:46.882		34.636	36.044	36.202	272.5	1:44:53.609	17	2:03.567		37.912	42.632	43.023	247.1	2:21:34.422												
34	1:46.970		34.526	36.131	36.313	273.2	1:46:40.579	18	2:10.729		42.634	43.470	44.625	262.0	2:23:45.151												
35	1:48.566		34.516	37.633	36.417	271.8	1:48:29.145	19	2:03.238		38.118	42.224	42.896	237.9	2:25:48.389												
36	1:47.005		34.509	36.167	36.329	271.8	1:50:16.150	20	2:35.739	B	58.203	45.017	52.519	238.4	2:28:24.128												
37	1:47.017		34.440	36.241	36.336	271.8	1:52:03.167	21	5:35.086		4:07.157	43.713	44.216	193.5	2:33:59.214												
38	1:54.502	B	34.832	36.368	43.302	273.2	1:53:57.669	22	2:03.637		37.949	42.729	42.959	240.5	2:36:02.851												
39	19:12.724		...	39.457	37.959	207.5	2:13:10.393	23	2:05.024		38.527	43.020	43.477	238.9	2:38:07.875												
40	1:48.835		34.916	37.295	36.624	268.4	2:14:59.228	24	2:15.993	B	37.907	42.444	55.642	243.2	2:40:23.868												
41	1:47.861		34.918	36.502	36.441	269.8	2:16:47.089	25	36:00.572		...	49.057	46.608	170.7	3:16:24.440												
42	1:48.381		34.548	37.325	36.508	272.5	2:18:35.470	26	2:06.465		38.979	44.267	43.219	228.4	3:18:30.905												
43	1:48.421		34.550	36.258	37.613	272.5	2:20:23.891	27	2:00.938		37.752	41.423	41.763	246.5	3:20:31.843												
44	1:48.390		35.308	36.458	36.624	269.1	2:22:12.281	28	2:00.717		37.419	41.612	41.686	246.0	3:22:32.560												
45	1:47.262		34.723	36.137	36.402	271.1	2:23:59.543	29	2:00.013		37.504	40.843	41.666	252.3	3:24:32.573												
46	1:47.885		34.555	35.993	37.337	273.2	2:25:47.428	30	2:12.563	B	38.950	42.115	51.498	204.4	3:26:45.136												
47	1:47.425		34.537	36.527	36.361	273.2	2:27:34.853	<b>03</b> PIRELLI																			
48	1:48.283		34.958	36.808	36.517	273.9	2:29:23.136	PIRELLI Ferrari Challenge 488 EVO																			
49	1:48.081		34.583	36.386	37.112	274.5	2:31:11.217	1	2:36.313		1:03.163	47.942	45.208	167.5	2:36.313												
50	1:46.942		34.471	36.264	36.207	272.5	2:32:58.159	2	1:55.493		36.408	39.364	39.721	230.8	4:31.806												
51	1:47.797		34.399	36.954	36.444	273.2	2:34:45.956	3	1:52.391		35.002	38.364	39.025	262.6	6:24.197												
52	1:46.806		34.519	36.073	36.214	273.2	2:36:32.762	4	1:51.273		34.978	37.793	38.502	274.5	8:15.470												
53	1:49.350		34.511	38.377	36.462	272.5	2:38:22.112	5	2:01.699	B	34.698	38.640	48.361	271.8	10:17.169												
54	1:49.472		34.497	36.118	38.857	273.9	2:40:11.584	6	10:53.064		9:27.917	43.541	41.606	116.4	21:10.233												
55	1:46.665		34.570	35.961	36.134	273.2	2:41:58.249	7	1:52.538		35.163	38.228	39.147	260.7	23:02.771												







# Professional Track Days

## Monza 23-24-25-26.04.2021

### Free Practice 1 - GT, TOURING

## Sector Analysis

\_ Invalidated Lap   
 ■ Personal Best   
 ■ Session Best   
 ■ Crossing the pit lane

Lap	Time	Sector 1	Sector 2	Sector 3	T.Sp	Elapsed	Lap	Time	Sector 1	Sector 2	Sector 3	T.Sp	Elapsed
33	37:16.046	...	44.033	43.908	170.9	3:15:26.128	19	2:27.702 B	42.839	46.814	58.049	197.3	2:48:07.014
34	1:58.522	37.142	41.239	40.141	210.3	3:17:24.650	20	5:55.950	4:37.220	39.203	39.527	191.1	2:54:02.964
35	1:53.467	36.007	38.571	38.889	258.2	3:19:18.117	21	1:56.413	35.482	40.018	40.913	260.7	2:55:59.377
36	1:51.631	34.948	38.025	38.658	269.8	3:21:09.748	22	1:51.292	35.003	37.940	38.349	267.1	2:57:50.669
37	1:51.631	35.215	37.922	38.494	267.1	3:23:01.379	23	2:11.804 B	34.926	41.542	55.336	270.4	3:00:02.473
38	1:51.659	35.200	37.896	38.563	269.1	3:24:53.038	24	14:44.384	...	49.500	49.075	70.8	3:14:46.857
39	1:51.532	35.051	37.882	38.599	269.1	3:26:44.570	25	2:03.581	41.308	43.107	39.166	209.9	3:16:50.438
40	1:51.520	35.006	38.089	38.425	265.8	3:28:36.090	26	1:52.358	35.028	38.853	38.477	254.0	3:18:42.796
41	1:58.581 B	35.157	37.843	45.581	269.1	3:30:34.671	27	1:50.674	34.740	37.805	38.129	271.8	3:20:33.470

### 9 LAB

RACE LAB Audi RS3 LMS TCR

1	44:35.082	...	55.846	48.991	88.9	44:35.082
2	2:09.669	41.212	44.161	44.296	205.1	46:44.751
3	2:04.253	39.627	42.232	42.394	239.5	48:49.004
4	2:02.361	39.025	41.490	41.846	236.9	50:51.365
5	2:10.422 B	39.345	42.067	49.010	225.6	53:01.787
6	39:45.910	...	44.405	43.224	120.0	1:32:47.697
7	2:03.050	39.214	41.709	42.127	241.1	1:34:50.747
8	2:02.433	39.327	41.347	41.759	236.9	1:36:53.180
9	2:01.782	38.724	41.065	41.993	246.5	1:38:54.962
10	2:01.845	38.943	41.065	41.837	238.4	1:40:56.807
11	2:08.975 B	38.938	40.961	49.076	243.2	1:43:05.782
12	6:06.226	4:41.973	42.092	42.161	117.7	1:49:12.008
13	2:01.674	38.910	41.074	41.690	241.6	1:51:13.682
14	2:01.825	39.136	40.977	41.712	238.4	1:53:15.507
15	2:11.641 B	38.969	40.841	51.831	243.2	1:55:27.148
16	36:10.876	...	43.316	46.918	140.8	2:31:38.024
17	2:04.489	39.350	42.930	42.209	238.4	2:33:42.513
18	2:02.813	39.357	41.551	41.905	240.0	2:35:45.326
19	2:01.694	39.007	41.006	41.681	246.0	2:37:47.020
20	2:01.550	38.693	41.001	41.856	246.0	2:39:48.570
21	2:11.220 B	39.535	41.544	50.141	240.5	2:41:59.790
22	5:50.191 B	3:59.866	51.314	59.011	146.1	2:47:49.981
23	6:29.376	5:03.046	43.622	42.708	174.0	2:54:19.357
24	2:01.822	39.121	40.944	41.757	243.2	2:56:21.179

### 16 U. GAZIL

MARTINET by Almeras PORSCHE 911 GT3 CUP

1	1:02:02.309	...	53.976	46.721	132.6	1:02:02.309
2	2:04.151	44.838	39.665	39.648	183.6	1:04:06.460
3	1:53.477	35.498	38.937	39.042	246.5	1:05:59.937
4	1:54.328	36.795	38.588	38.945	214.4	1:07:54.265
5	1:53.806	35.314	39.448	39.044	243.8	1:09:48.071
6	1:52.329	35.266	38.505	38.558	246.5	1:11:40.400
7	1:53.366	35.076	39.261	39.029	254.0	1:13:33.766
8	2:00.642 B	35.025	38.045	47.572	255.2	1:15:34.408
9	5:28.896	4:09.329	40.118	39.449	113.2	1:21:03.304
10	1:53.269	35.882	38.734	38.653	235.8	1:23:56.573
11	1:53.483	35.489	39.033	38.961	243.2	1:24:50.056
12	1:52.445	35.027	38.459	38.959	262.6	1:26:42.501
13	1:52.921	35.099	39.010	38.812	265.2	1:28:35.422
14	1:54.014	34.896	39.728	39.390	263.9	1:30:29.436
15	1:54.045	35.043	38.799	40.203	261.3	1:32:23.481
16	1:51.979	34.938	38.037	39.004	253.4	1:34:15.460
17	2:01.222 B	34.910	38.684	47.628	264.5	1:36:16.682
18	1:09:22.630	...	55.257	49.119	124.8	2:45:39.312


### 019 TEIX

HUBER RACING Porsche 992 GT3 Cup

1	19:50.981	...	49.553	48.055	120.9	19:50.981
2	1:59.230	38.731	40.405	40.094	217.4	21:50.211
3	1:53.823	35.986	38.443	39.394	238.9	23:44.034
4	1:53.829	36.945	38.146	38.738	262.6	25:37.863
5	1:52.502	35.352	38.466	38.684	250.5	27:30.365
6	1:51.976	35.307	38.021	38.648	239.5	29:22.341
7	2:01.758 B	36.582	38.119	47.057	204.7	31:24.099
8	4:37.992	3:20.804	38.389	38.799	180.6	36:02.091
9	1:51.608	35.197	37.877	38.534	258.2	37:53.699
10	1:53.006	35.386	38.856	38.764	244.3	39:46.705
11	1:51.985	35.216	38.195	38.574	267.8	41:38.690
12	1:51.217	35.211	37.821	38.185	257.0	43:29.907
13	1:51.020	34.938	37.853	38.229	262.0	45:20.927
14	2:06.521 B	36.181	38.918	51.422	194.8	47:27.448
15	46:32.670	...	45.845	42.647	131.0	1:34:00.118
16	1:54.538	37.355	38.425	38.758	218.8	1:35:54.656
17	1:52.963	35.852	38.705	38.406	252.8	1:37:47.619
18	1:50.711	34.871	37.582	38.258	269.1	1:39:38.330
19	1:53.841	34.952	40.640	38.249	263.9	1:41:32.171
20	1:51.385	35.378	38.082	37.925	252.3	1:43:23.556
21	1:51.261	35.134	37.750	38.377	251.7	1:45:14.817
22	1:50.390	35.035	37.484	37.871	264.5	1:47:05.207
23	1:50.303	34.993	37.547	37.763	263.2	1:48:55.510
24	1:50.964	34.901	38.110	37.953	269.1	1:50:46.474
25	1:52.407	35.421	38.164	38.822	259.5	1:52:38.881
26	1:51.145	35.073	37.785	38.287	264.5	1:54:30.026
27	2:33.778 B	38.838	48.632	1:06.308	257.6	1:57:03.804
28	45:38.604	...	42.468	42.325	147.3	2:42:42.408
29	1:56.772	37.443	39.956	39.373	221.9	2:44:39.180
30	2:20.407 B	35.152	41.071	1:04.184	260.1	2:46:59.587
31	8:34.789	7:08.598	43.804	42.387	133.6	2:55:34.376
32	1:55.034	37.179	39.087	38.768	211.5	2:57:29.410
33	2:03.944 B	35.064	37.727	51.153	258.9	2:59:33.354
34	15:04.667	...	39.835	41.548	159.4	3:14:38.021
35	1:54.350	36.186	39.931	38.233	224.2	3:16:32.371
36	1:52.259	35.418	38.833	38.008	245.4	3:18:24.630
37	1:50.453	34.744	37.789	37.920	262.6	3:20:15.083
38	1:50.159	34.859	37.342	37.958	263.9	3:22:05.242
39	1:52.664	35.068	39.580	38.016	257.0	3:23:57.906
40	2:33.593	1:15.129	39.071	39.393	267.8	3:26:31.499
41	2:05.834	34.999	52.446	38.389	265.2	3:28:37.333
42	1:51.518	36.079	37.606	37.833	266.5	3:30:28.851







# Professional Track Days

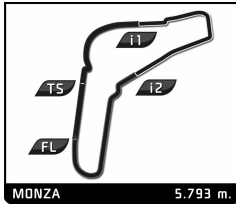
## Monza 23-24-25-26.04.2021

### Free Practice 1 - GT, TOURING

## Sector Analysis

— Invalidated Lap							■ Personal Best		■ Session Best		■ B Crossing the pit lane		
Lap	Time	Sector 1	Sector 2	Sector 3	T.Sp	Elapsed	Lap	Time	Sector 1	Sector 2	Sector 3	T.Sp	Elapsed
19	2:26.037 <b>B</b>	46.340	45.900	53.797	164.2	1:28:28.400	35	4:58.603	3:31.442	43.643	43.518	103.5	2:38:29.198
20	47:04.146	...	58.838	50.445	128.5	2:15:32.546	36	2:02.462	37.886	42.035	42.541	241.6	2:40:31.660
21	2:03.806	39.421	42.393	41.992	228.9	2:17:36.352	37	2:07.270	37.888	41.953	47.429	247.7	2:42:38.930
22	2:06.639	43.465	41.266	41.908	223.2	2:19:42.991	38	2:02.360	37.805	42.139	42.416	251.1	2:44:41.290
23	2:02.038	39.005	41.395	41.638	228.9	2:21:45.029	39	2:30.084 <b>B</b>	42.820	42.335	1:04.929	260.1	2:47:11.374
24	2:04.428	39.598	42.782	42.048	229.4	2:23:49.457	40	27:34.798	...	47.037	48.627	107.0	3:14:46.172
25	2:00.882	38.736	40.951	41.195	242.1	2:25:50.339	41	2:01.949	37.523	42.689	41.737	251.1	3:16:48.121
26	2:19.910 <b>B</b>	44.686	43.614	51.610	230.3	2:28:10.249	42	2:03.280	37.436	42.935	42.909	251.7	3:18:51.401
27	8:36.140	7:11.682	42.595	41.863	153.6	2:36:46.389	43	2:01.798	37.212	41.665	42.921	252.8	3:20:53.199
28	2:00.977	38.640	40.773	41.564	243.2	2:38:47.366	44	2:15.358	37.654	43.749	53.955	251.1	3:23:08.557
29	2:00.603	38.708	40.577	41.318	240.5	2:40:47.969	45	<b>1:59.589</b>	<b>37.127</b>	40.911	<b>41.551</b>	251.1	3:25:08.146
30	2:00.302	38.788	<b>40.513</b>	<b>41.001</b>	241.1	2:42:48.271	46	2:15.940 <b>B</b>	40.144	42.629	53.167	185.8	3:27:24.086
31	9:36.180 <b>B</b>	<b>38.479</b>	53.008	8:04.693	243.8	2:52:24.451	<b>25</b> Alessandro GIARDELLI						
32	22:29.803	...	57.431	51.350	147.5	3:14:54.254	DINAMIC MOTORSPORT						
33	2:03.279	40.208	41.267	41.804	194.8	3:16:57.533	Porsche 911 GT3 CUP						
34	2:05.724	38.725	44.895	42.104	235.3	3:19:03.257	1	42:22.706	...	46.944	44.205	116.9	42:22.706
35	2:08.681 <b>B</b>	39.106	40.988	48.587	238.9	3:21:11.938	2	1:55.033	35.899	39.486	39.648	247.1	44:17.739
36	4:34.010	3:02.003	46.566	45.441	151.0	3:25:45.948	3	1:52.011	35.028	38.344	38.639	263.9	46:09.750
37	2:06.627	39.214	45.028	42.385	231.3	3:27:52.575	4	2:08.296 <b>B</b>	35.085	38.282	54.929	260.7	48:18.046
38	<b>2:00.268</b>	38.491	40.755	41.022	244.3	3:29:52.843	5	30:24.410	...	43.286	41.606	136.6	1:18:42.456
39	2:02.630	39.301	41.739	41.590	201.0	3:31:55.473	6	1:56.759	36.816	40.765	39.178	209.5	1:20:39.215
<b>24</b> SHADE							BMW M2 CS RACING						
SHADE MOTORSPORT													
1	28:21.828	...	55.757	48.243	72.8	28:21.828	7	1:53.633	34.924	40.161	38.548	266.5	1:22:32.848
2	2:08.198	40.675	44.328	43.195	189.4	30:30.026	8	1:52.597	34.710	39.275	38.612	274.5	1:24:25.445
3	2:02.333	38.354	41.610	42.369	226.0	32:32.359	9	1:50.255	34.805	<b>37.522</b>	<b>37.928</b>	262.6	1:26:15.700
4	2:01.135	37.740	41.335	42.060	242.1	34:33.494	10	1:50.879	<b>34.345</b>	38.425	38.109	278.8	1:28:06.579
5	2:12.230 <b>B</b>	37.894	42.840	51.496	243.2	36:45.724	11	<b>1:50.104</b>	34.427	37.622	38.055	273.2	1:29:56.683
6	6:01.189	4:31.688	44.651	44.850	147.9	42:46.913	12	1:57.711 <b>B</b>	34.474	38.553	44.684	258.9	1:31:54.394
7	2:06.042	39.388	43.047	43.607	214.4	44:52.955	13	40:25.485	...	40.208	43.083	197.0	2:12:19.879
8	2:04.444	38.476	42.700	43.268	238.4	46:57.399	14	1:53.815	36.621	38.686	38.508	270.4	2:14:13.694
9	2:09.984	43.456	43.354	43.174	212.8	49:07.383	15	1:50.671	34.609	37.862	38.200	272.5	2:16:04.365
10	2:04.170	37.811	42.065	44.294	254.6	51:11.553	16	1:50.708	34.595	37.897	38.216	257.6	2:17:55.073
11	2:18.123 <b>B</b>	37.745	46.982	53.396	252.8	53:29.676	17	1:50.744	34.464	38.136	38.144	271.1	2:19:45.817
12	4:51.107	3:20.734	45.290	45.083	158.0	58:20.783	18	1:51.411	34.808	38.363	38.240	269.1	2:21:37.228
13	2:04.203	38.260	42.928	43.015	234.3	1:00:24.986	19	2:01.894 <b>B</b>	36.656	39.970	45.268	261.3	2:23:39.122
14	2:28.636 <b>B</b>	38.574	50.529	59.533	251.1	1:02:53.622	20	51:28.761	...	41.569	39.663	207.5	3:15:07.883
15	9:13.864	7:37.973	49.806	46.085	115.4	1:12:07.486	21	1:57.059	37.529	39.662	39.868	276.6	3:17:04.942
16	2:04.154	37.988	43.525	42.641	244.3	1:14:11.640	22	1:52.789	34.518	39.883	38.388	279.5	3:18:57.731
17	2:02.065	37.722	40.997	43.346	251.1	1:16:13.705	23	1:50.876	34.641	37.980	38.255	269.8	3:20:48.607
18	2:00.120	37.486	40.883	41.751	252.8	1:18:13.825	24	1:50.156	34.417	37.681	38.058	280.2	3:22:38.763
19	2:10.068 <b>B</b>	37.965	<b>40.791</b>	51.312	248.8	1:20:23.893	25	1:51.982	34.408	38.053	39.521	272.5	3:24:30.745
20	8:05.404	6:39.759	42.888	42.757	125.4	1:28:29.297	26	1:57.475 <b>B</b>	34.659	38.534	44.282	276.6	3:26:28.220
21	2:05.160	37.838	43.774	43.548	244.3	1:30:34.457	<b>27</b> Ruben VOLT						
22	2:03.265	38.157	42.499	42.609	252.8	1:32:37.722	ALM MOTORSPORT						
23	2:01.796	37.514	41.638	42.644	253.4	1:34:39.518	Honda Civic Type-R TCR						
24	2:34.897 <b>B</b>	38.356	1:02.692	53.849	235.3	1:37:14.415	1	40:11.816	...	52.611	53.259	116.9	40:11.816
25	4:34.540	3:08.923	42.218	43.399	159.9	1:41:48.955	2	2:44.910 <b>B</b>	49.097	52.917	1:02.896	171.2	42:56.726
26	2:00.204	37.671	40.960	41.573	249.9	1:43:49.159	3	4:23.797	2:37.992	51.510	54.295	154.7	47:20.523
27	2:14.715 <b>B</b>	40.150	43.206	51.359	191.7	1:46:03.874	4	2:35.438	46.586	53.043	55.809	144.6	49:55.961
28	35:08.193	...	43.148	44.715	113.6	2:21:12.067	5	2:37.047	48.605	54.374	54.068	159.4	52:33.008
29	2:03.595	38.979	41.944	42.672	197.0	2:23:15.662	6	2:25.694	46.742	50.279	48.673	175.9	54:58.702
30	2:01.513	37.770	41.162	42.581	249.9	2:25:17.175	7	2:13.629	40.325	46.749	46.555	216.1	57:12.331
31	2:00.694	37.609	41.300	41.785	254.0	2:27:17.869	8	2:08.066	39.872	43.868	44.326	218.3	59:20.397
32	2:01.675	38.416	41.432	41.827	255.2	2:29:19.544	9	2:10.432	39.644	44.069	46.719	219.2	1:01:30.829
33	2:01.898	37.847	41.875	42.176	248.8	2:31:21.442	10	2:37.197 <b>B</b>	41.666	50.581	1:04.950	221.9	1:04:08.026
34	2:09.153 <b>B</b>	37.377	40.814	50.962	253.4	2:33:30.595	11	8:16.003	6:45.704	46.076	44.223	143.1	1:12:24.029
							12	2:06.458	39.620	43.367	43.471	223.7	1:14:30.487
							13	2:04.419	39.615	42.130	42.674	228.9	1:16:34.906





# Professional Track Days

## Monza 23-24-25-26.04.2021

### Free Practice 1 - GT, TOURING

## Sector Analysis

— Invalidated Lap    ■ Personal Best    ■ Session Best    B Crossing the pit lane

Lap	Time	Sector 1	Sector 2	Sector 3	T.Sp	Elapsed	Lap	Time	Sector 1	Sector 2	Sector 3	T.Sp	Elapsed
14	2:04.042	39.578	42.214	42.250	220.1	1:18:38.948	4	2:04.712	39.678	42.032	43.002	233.3	21:01.175
15	2:08.390	39.620	46.865	41.905	230.8	1:20:47.338	5	2:22.885B	39.436	41.810	1:01.639	242.1	23:24.060
16	2:01.401	38.816	41.206	41.379	232.8	1:22:48.739	6	37:10.459	...	53.983	47.769	120.7	1:00:34.519
17	2:28.752B	38.834	48.113	1:01.805	239.5	1:25:17.491	7	2:18.867	43.710	47.697	47.460	169.3	1:02:53.386
18	56:26.494B	...	54.273	58.584	107.6	2:21:43.985	8	2:20.535	44.891	45.319	50.325	209.1	1:05:13.921
19	5:03.515	3:31.857	47.342	44.316	151.0	2:26:47.500	9	2:19.812B	39.976	42.065	57.771	227.9	1:07:33.733
20	2:15.764	46.701	45.852	43.211	227.0	2:29:03.264	10	7:32.950	6:06.718	43.096	43.136	187.1	1:15:06.683
21	2:01.992	39.003	41.287	41.702	228.9	2:31:05.256	11	2:03.600	40.083	41.430	42.087	241.1	1:17:10.283
22	2:01.708	38.861	41.189	41.658	226.0	2:33:06.964	12	2:02.720	39.426	40.867	42.427	241.6	1:19:13.003
23	2:02.215	38.932	41.214	42.069	238.9	2:35:09.179	13	2:02.138	39.220	41.095	41.823	242.7	1:21:15.141
24	2:01.361	38.716	41.108	41.537	240.0	2:37:10.540	14	2:10.573B	39.165	42.808	48.600	243.2	1:23:25.714
25	2:01.084	38.721	40.794	41.569	240.5	2:39:11.624	15	51:07.934	...	46.535	44.960	160.4	2:14:33.648
26	2:15.769B	38.733	41.710	55.326	234.8	2:41:27.393	16	2:02.282	39.391	41.011	41.880	224.2	2:16:35.930
27	38:23.953	...	50.317	53.449	134.2	3:19:51.346	17	2:01.636	38.705	40.788	42.143	243.2	2:18:37.566
28	2:23.494	40.471	57.299	45.724	200.6	3:22:14.840	18	2:21.297	45.803	50.524	44.970	246.5	2:20:58.863
29	2:02.419	39.040	41.042	42.337	234.3	3:24:17.259	19	2:00.895	38.612	40.885	41.398	243.8	2:22:59.758
30	2:05.001	41.765	41.284	41.952	200.2	3:26:22.260	20	2:00.934	38.557	40.687	41.690	244.3	2:25:00.692
31	2:52.437B	38.844	42.662	1:30.931	233.8	3:29:14.697	21	2:13.790B	38.501	41.071	54.218	243.2	2:27:14.482

**28**
**GIRASOLE 1**

SCUDERIA DEL GIRASOLE

CUPRA LEON COMPETICION

1	22:55.762B	...	53.790	59.681	146.3	22:55.762
2	3:42.483	2:09.102	44.989	48.392	172.6	26:38.245
3	2:10.453	40.453	44.233	45.767	210.7	28:48.698
4	2:08.821	39.503	43.610	45.708	212.3	30:57.519
5	2:07.526	39.406	43.127	44.993	207.1	33:05.045
6	2:07.488	39.472	43.418	44.598	208.3	35:12.533
7	2:29.105B	44.431	49.019	55.655	183.6	37:41.638
8	9:51.493	8:04.570	52.301	54.622	159.4	47:33.131
9	2:15.186	40.775	46.866	47.545	217.0	49:48.317
10	2:07.867	39.509	43.214	45.144	214.9	51:56.184
11	2:25.483B	39.779	46.907	58.797	197.0	54:21.667
12	11:36.182	...	42.509	44.600	138.7	1:05:57.849
13	2:04.852	40.961	41.693	42.198	219.2	1:08:02.701
14	1:59.918	38.326	40.434	41.158	246.0	1:10:02.619
15	2:14.321B	38.304	44.961	51.056	248.8	1:12:16.940
16	40:04.770	...	43.613	42.881	138.1	1:52:21.710
17	1:59.490	38.095	40.207	41.188	247.7	1:54:21.200
18	2:28.572B	38.995	46.574	1:03.003	249.9	1:56:49.772
19	15:35.316	...	45.107	51.522	182.7	2:12:25.088
20	2:07.011	39.098	42.914	44.999	209.1	2:14:32.099
21	2:08.932	41.745	42.622	44.565	186.8	2:16:41.031
22	2:12.461	41.851	44.101	46.509	198.8	2:18:53.492
23	2:23.770B	41.418	46.940	55.412	185.8	2:21:17.262
24	7:48.722	6:12.950	46.536	49.236	101.4	2:29:05.984
25	2:18.998B	40.375	43.995	54.628	190.4	2:31:24.982
26	15:36.947B	...	48.234	1:05.663	166.2	2:47:01.929
27	9:20.675	7:43.061	47.458	50.156	154.7	2:56:22.604
28	2:24.500B	40.297	44.567	59.636	200.6	2:58:47.104
29	31:02.821	...	45.356	50.867	166.2	3:29:49.925
30	2:11.738	41.425	44.695	45.618	209.9	3:32:01.663

**31**
**Kevin CECCON**

AGGRESSIVE TEAM ITALIA

Hyundai I30

1	12:23.388	...	51.715	49.395	150.6	12:23.388
2	2:18.305B	41.085	44.563	52.657	208.3	14:41.693
3	4:14.770	2:45.802	44.254	44.714	155.5	18:56.463

**44**
**IMBERTI**

ELITE MOTORSPORT

VW GOLF

1	1:12:21.067B	...	58.684	1:09.242	99.3	1:12:21.067
2	6:34.333	5:00.218	46.775	47.340	152.3	1:18:55.400
3	2:04.847	39.302	42.123	43.422	224.6	1:21:00.247
4	2:03.532	39.030	41.981	42.521	226.0	1:23:03.779
5	2:09.120B	38.364	40.974	49.782	242.1	1:25:12.899
6	11:06.356	9:30.894	48.361	47.101	132.6	1:36:19.255
7	2:04.848	39.186	42.216	43.446	231.8	1:38:24.103
8	2:01.637	38.421	41.104	42.112	244.9	1:40:25.740
9	2:01.473	38.395	41.105	41.973	246.5	1:42:27.213
10	2:00.801	38.285	40.761	41.755	244.3	1:44:28.014
11	2:00.344	38.203	40.556	41.585	247.7	1:46:28.358
12	2:16.426B	41.357	44.548	50.521	247.7	1:48:44.784
13	23:11.128	...	44.247	43.470	130.7	2:11:55.912
14	2:05.602	38.596	44.510	42.496	238.9	2:14:01.514
15	2:01.498	38.304	41.011	42.183	248.2	2:16:03.012
16	2:01.258	38.783	40.687	41.788	217.0	2:18:04.270
17	1:59.841	38.193	40.377	41.271	240.5	2:20:04.111
18	2:07.802B	38.468	40.314	49.020	250.5	2:22:11.913
19	57:30.634	...	47.995	48.527	129.1	3:19:42.547
20	2:04.573	38.857	42.363	43.353	230.3	3:21:47.120
21	2:02.245	38.767	41.303	42.175	236.9	3:23:49.365
22	2:00.527	38.310	40.629	41.588	247.1	3:25:49.892
23	2:00.540	38.138	40.958	41.444	248.2	3:27:50.432
24	1:59.751	38.512	40.110	41.129	247.7	3:29:50.183
25	2:01.253	38.359	41.264	41.630	248.2	3:31:51.436

**63**
**IMPERIALE 63**

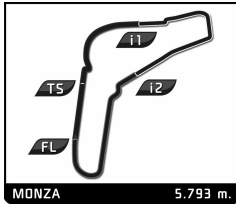
IMPERIALE RACING

Lamborghini Huracan GT3 Evo

1	32:50.177	...	39.166	38.398	206.7	32:50.177
2	1:50.610	35.242	37.458	37.910	271.8	34:40.787







# Professional Track Days

## Monza 23-24-25-26.04.2021

### Free Practice 1 - GT, TOURING

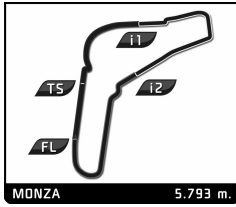
## Sector Analysis

— Invalidated Lap        Personal Best        Session Best    **B** Crossing the pit lane

Lap	Time	Sector 1	Sector 2	Sector 3	T.Sp	Elapsed	Lap	Time	Sector 1	Sector 2	Sector 3	T.Sp	Elapsed
15	2:01.235	37.730	41.326	42.179	229.9	1:34:37.482	34	<span style="background-color: #90EE90;">1:57.862</span>	<span style="background-color: #90EE90;">37.169</span>	40.081	40.612	258.2	2:32:37.938
16	2:01.136	37.703	41.577	41.856	228.4	1:36:38.618	35	2:08.124 <b>B</b>	38.094	41.949	48.081	255.2	2:34:46.062
17	2:00.875	37.225	41.353	42.297	245.4	1:38:39.493	36	43:30.972 <b>B</b>	...	43.091	48.739	193.5	3:18:17.034
18	2:01.249	37.792	41.367	42.090	244.3	1:40:40.742	37	3:41.988	2:16.613	40.581	44.794	195.2	3:21:59.022
19	2:16.692 <b>B</b>	38.465	42.493	55.734	247.7	1:42:57.434	38	2:03.067	37.310	<span style="background-color: #90EE90;">39.983</span>	45.774	258.9	3:24:02.089
20	9:49.202	8:21.492	43.590	44.120	189.4	1:52:46.636	39	1:58.473	37.335	40.268	40.870	259.5	3:26:00.562
21	2:01.529	37.724	41.218	42.587	244.9	1:54:48.165	40	1:58.438	37.382	40.192	40.864	258.9	3:27:59.000
22	3:12.903 <b>B</b>	56.046	1:01.894	1:14.963	140.3	1:58:01.068	41	2:05.946 <b>B</b>	37.171	40.410	48.365	258.9	3:30:04.946
23	14:40.384	...	56.393	45.844	131.1	2:12:41.452	<b>80 Alessio VALESSINA</b>						
24	2:01.200	37.861	41.416	41.923	242.1	2:14:42.652	EBIMOTORS <span style="float: right;">PORSCHE 991 GT3 CUP</span>						
25	2:00.434	37.466	40.874	42.094	242.7	2:16:43.086	1	12:42.320	...	43.944	42.417	170.9	12:42.320
26	2:01.043	37.569	41.445	42.029	214.4	2:18:44.129	2	1:55.896	36.487	39.767	39.642	247.1	14:38.216
27	2:09.651 <b>B</b>	37.326	40.534	51.791	242.1	2:20:53.780	3	1:53.871	35.878	38.881	39.112	262.0	16:32.087
28	53:57.262	...	45.168	45.386	169.1	3:14:51.042	4	2:05.046 <b>B</b>	35.607	<span style="background-color: #90EE90;">38.619</span>	50.820	263.2	18:37.133
29	2:04.259	39.582	42.146	42.531	196.2	3:16:55.301	5	4:52.693	3:34.365	39.142	39.186	205.5	23:29.826
30	2:00.386	<span style="background-color: #90EE90;">37.054</span>	41.448	41.884	251.7	3:18:55.687	6	<span style="background-color: #90EE90;">1:53.001</span>	35.387	38.635	<span style="background-color: #90EE90;">38.979</span>	268.4	25:22.827
31	2:05.162	41.873	41.398	41.891	261.3	3:21:00.849	7	1:53.759	<span style="background-color: #90EE90;">35.383</span>	38.956	39.420	269.1	27:16.586
32	2:02.876	38.273	41.261	43.342	260.1	3:23:03.725	8	2:09.607 <b>B</b>	35.767	39.550	54.290	262.6	29:26.193
33	1:59.946	37.519	40.831	41.596	246.0	3:25:03.671	9	7:15.380	5:51.865	41.782	41.733	172.3	36:41.573
34	2:01.965	37.447	42.644	41.874	238.4	3:27:05.636	10	1:57.793	36.770	39.987	41.036	236.3	38:39.366
35	2:00.196	37.257	40.891	42.048	251.1	3:29:05.832	11	1:56.678	36.297	39.839	40.542	244.9	40:36.044
36	1:59.892	37.120	41.128	41.644	251.1	3:31:05.724	12	1:57.341	36.348	40.114	40.879	241.1	42:33.385
<b>70 Mattia DI GIUSTO</b>							13	2:12.284 <b>B</b>	36.055	39.592	56.637	262.0	44:45.669
EBIMOTORS <span style="float: right;">PORSCHE CAYMAN GT4</span>							14	7:21.767	5:55.955	43.609	42.203	179.4	52:07.436
1	14:27.697	...	44.778	42.769	178.8	14:27.697	15	1:59.076	36.550	40.264	42.262	264.5	54:06.512
2	1:59.467	37.878	40.581	41.008	251.7	16:27.164	16	1:56.760	36.074	39.856	40.830	272.5	56:03.272
3	1:58.994	37.592	40.483	40.919	254.6	18:26.158	17	2:02.830	41.610	40.027	41.193	273.9	58:06.102
4	1:58.350	37.332	40.170	40.848	255.8	20:24.508	18	1:56.220	35.947	39.610	40.663	269.1	1:00:02.322
5	2:10.986 <b>B</b>	37.951	41.302	51.733	238.4	22:35.494	19	2:14.007 <b>B</b>	35.826	40.780	57.401	267.1	1:02:16.329
6	6:53.929	5:21.969	48.749	43.211	186.2	29:29.423	20	1:09:42.750	...	44.912	42.579	150.2	2:11:59.079
7	2:03.557	38.569	42.547	42.441	252.3	31:32.980	21	1:58.897	37.522	40.417	40.958	241.1	2:13:57.976
8	2:12.875 <b>B</b>	38.268	43.282	51.325	254.6	33:45.855	22	1:56.989	35.959	39.980	41.050	257.6	2:15:54.965
9	5:17.194	3:52.126	42.547	42.521	192.4	39:03.049	23	1:56.317	36.272	39.496	40.549	255.2	2:17:51.282
10	2:03.013	38.298	42.612	42.103	254.6	41:06.062	24	1:58.310	37.469	40.695	40.146	195.2	2:19:49.592
11	2:01.818	37.997	41.557	42.264	255.8	43:07.880	25	1:55.799	35.814	39.606	40.379	262.0	2:21:45.391
12	2:02.020	38.234	41.712	42.074	255.8	45:09.900	26	1:56.225	35.817	39.674	40.734	265.8	2:23:41.616
13	2:03.103	38.066	42.818	42.219	255.2	47:13.003	27	1:56.392	36.400	39.752	40.240	240.0	2:25:38.008
14	2:01.808	38.284	41.711	41.813	254.6	49:14.811	28	1:55.781	35.916	39.736	40.129	260.7	2:27:33.789
15	2:00.974	37.952	41.462	41.560	255.8	51:15.785	29	2:24.362 <b>B</b>	36.347	47.054	1:00.961	265.2	2:29:58.151
16	2:00.762	37.827	41.271	41.664	255.2	53:16.547	30	6:05.206	4:41.642	41.243	42.321	156.7	2:36:03.357
17	2:20.510 <b>B</b>	45.159	45.972	49.379	177.4	55:37.057	31	1:58.360	35.977	40.322	42.061	258.2	2:38:01.717
18	26:08.672	...	43.005	50.140	194.5	1:21:45.729	32	1:57.289	36.246	40.018	41.025	257.6	2:39:59.006
19	1:59.778	37.779	40.646	41.353	255.8	1:23:45.507	33	1:56.796	36.302	39.609	40.885	257.0	2:41:55.802
20	1:59.483	37.615	40.782	41.086	257.0	1:25:44.990	34	1:59.316	36.556	41.994	40.766	263.2	2:43:55.118
21	2:11.559 <b>B</b>	39.232	43.192	49.135	257.0	1:27:56.549	35	2:00.770	36.121	41.675	42.974	265.2	2:45:55.888
22	5:40.689 <b>B</b>	4:08.469	41.666	50.554	193.5	1:33:37.238	36	2:29.337 <b>B</b>	38.740	47.924	1:02.673	262.0	2:48:25.225
23	2:59.685	1:36.310	41.857	41.518	197.3	1:36:36.923	37	7:44.688	6:20.789	42.192	41.707	179.7	2:56:09.913
24	1:59.535	37.936	40.428	41.171	258.2	1:38:36.458	38	1:57.179	36.415	39.890	40.874	255.8	2:58:07.092
25	2:04.300	41.949	40.554	41.797	258.2	1:40:40.758	39	3:03.187 <b>B</b>	1:07.214	52.493	1:03.480	265.2	3:01:10.279
26	1:59.277	38.005	40.384	40.888	260.7	1:42:40.035	<b>89 BAS</b>						
27	1:58.930	37.619	39.984	41.327	258.2	1:44:38.965	HUBER RACING <span style="float: right;">Porsche 992 GT3 Cup</span>						
28	2:01.752	40.243	40.442	41.067	260.1	1:46:40.717	1	20:43.397	...	59.971	57.531	65.7	20:43.397
29	1:58.508	37.532	40.218	40.758	260.7	1:48:39.225	2	2:02.728	38.582	41.785	42.361	196.6	22:46.125
30	2:12.106 <b>B</b>	39.007	41.498	51.601	257.6	1:50:51.331	3	1:55.995	36.385	39.323	40.287	233.3	24:42.120
31	35:50.830	...	41.959	41.502	192.4	2:26:42.161	4	1:53.785	35.731	38.713	39.341	250.5	26:35.905
32	1:59.767	37.349	40.406	42.012	258.2	2:28:41.928							
33	1:58.148	37.314	40.232	<span style="background-color: #90EE90;">40.602</span>	258.9	2:30:40.076							







# Professional Track Days

## Monza 23-24-25-26.04.2021

### Free Practice 1 - GT, TOURING

## Sector Analysis

___ Invalidated Lap							■ Personal Best							■ Session Best							B Crossing the pit lane						
Lap	Time	Sector 1	Sector 2	Sector 3	T.Sp	Elapsed	Lap	Time	Sector 1	Sector 2	Sector 3	T.Sp	Elapsed	Lap	Time	Sector 1	Sector 2	Sector 3	T.Sp	Elapsed	Lap	Time	Sector 1	Sector 2	Sector 3	T.Sp	Elapsed
5	1:53.080	35.662	38.514	38.904	246.5	28:28.985	22	2:05.933	39.550	43.095	43.288	228.4	1:35:24.524														
6	1:53.365	35.207	39.023	39.135	258.9	30:22.350	23	2:04.500	38.295	42.433	43.772	258.2	1:37:29.024														
7	1:52.441	35.520	38.223	38.698	261.3	32:14.791	24	2:04.739	38.200	42.728	43.811	255.8	1:39:33.763														
8	1:53.697	35.497	39.475	38.725	257.6	34:08.488	25	2:48.875 B	49.565	56.972	1:02.338	185.5	1:42:22.638														
9	1:51.787	35.257	37.987	38.543	259.5	36:00.275	26	35:53.464	...	49.499	48.511	96.1	2:18:16.102														
10	2:04.923 B	37.976	38.450	48.497	248.2	38:05.198	27	2:06.354	38.884	43.110	44.360	250.5	2:20:22.456														
11	4:30.020	3:10.953	39.219	39.848	108.5	42:35.218	28	2:05.909	38.405	43.315	44.189	254.6	2:22:28.365														
12	1:54.564	35.072	38.514	40.978	259.5	44:29.782	29	2:05.040	38.344	43.055	43.641	257.0	2:24:33.405														
13	1:52.095	35.074	38.325	38.696	260.1	46:21.877	30	2:05.381	38.664	42.907	43.810	255.8	2:26:38.786														
14	1:52.261	35.511	38.250	38.500	234.3	48:14.138	31	2:04.295	38.466	41.858	43.971	256.4	2:28:43.081														
15	1:53.035	35.166	38.951	38.918	258.9	50:07.173	32	2:05.919	38.129	42.763	45.027	257.0	2:30:49.000														
16	2:03.911 B	35.340	39.800	48.771	258.2	52:11.084	33	2:04.986	38.462	42.979	43.545	254.6	2:32:53.986														
17	43:26.418	...	56.606	49.924	82.3	1:35:37.502	34	2:05.865	38.398	44.181	43.286	255.2	2:34:59.851														
18	2:00.737	38.468	41.684	40.585	220.5	1:37:38.239	35	2:03.152	38.009	42.181	42.962	257.0	2:37:03.003														
19	1:56.030	36.090	39.880	40.060	225.6	1:39:34.269	36	2:51.283 B	45.842	1:01.675	1:03.766	196.6	2:39:54.286														
20	1:56.923	35.641	39.617	41.665	258.2	1:41:31.192	37	35:12.386	...	48.716	47.431	164.5	3:15:06.672														
21	1:51.818	35.179	38.149	38.490	257.6	1:43:23.010	38	2:07.267	39.610	43.690	43.967	201.0	3:17:13.939														
22	1:53.153	36.149	38.155	38.849	257.0	1:45:16.163	39	2:04.111	38.585	42.461	43.065	256.4	3:19:18.050														
23	1:51.881	35.622	<b>37.847</b>	<b>38.412</b>	221.4	1:47:08.044	40	2:04.125	38.167	42.600	43.358	258.9	3:21:22.175														
24	2:05.306 B	39.557	39.481	46.268	272.5	1:49:13.350	41	2:04.324	38.148	42.442	43.734	255.8	3:23:26.499														
25	3:47.569	2:29.742	38.900	38.927	194.1	1:53:00.919	42	2:03.738	38.372	42.373	42.993	257.0	3:25:30.237														
26	2:07.666 B	35.359	38.480	53.827	257.6	1:55:08.585	43	2:03.324	38.298	42.208	42.818	255.8	3:27:33.561														
27	16:22.293	...	41.500	40.560	172.8	2:11:30.878	44	2:02.890	38.286	41.812	42.792	255.2	3:29:36.451														
28	1:54.602	35.619	39.924	39.059	233.3	2:13:25.480	45	2:07.775	38.154	44.410	45.211	257.6	3:31:44.226														
29	1:53.089	35.251	39.009	38.829	246.0	2:15:18.569																					
30	1:52.555	34.973	38.716	38.866	259.5	2:17:11.124																					
31	2:24.077	1:05.161	39.826	39.090	266.5	2:19:35.201																					
32	1:53.742	35.050	38.883	39.809	254.0	2:21:28.943																					
33	1:52.339	35.080	38.504	38.755	260.1	2:23:21.282																					
34	<b>1:51.540</b>	<b>34.959</b>	38.131	38.450	254.0	2:25:12.822																					
35	2:03.042 B	35.204	39.041	48.797	252.8	2:27:15.864																					
36	48:12.967	...	57.156	57.007	88.6	3:15:28.831																					
37	2:21.376	43.294	44.748	53.334	228.9	3:17:50.207																					
38	2:48.738 B	50.211	52.417	1:06.110	142.7	3:20:38.945																					


  

97		SUB5ZERO		SUB5ZERO		Ligier JS2R	
1	50:44.327	...	59.208	58.129	103.6	50:44.327	
2	2:19.488	44.613	48.572	46.303	137.8	53:03.815	
3	2:20.301 B	41.529	43.868	54.904	169.3	55:24.116	
4	6:00.732	4:30.064	45.506	45.162	150.4	1:01:24.848	
5	2:08.923	40.495	44.589	43.839	214.0	1:03:33.771	
6	2:07.834	39.492	43.835	44.507	233.3	1:05:41.605	
7	2:08.384	39.880	43.361	45.143	235.8	1:07:49.989	
8	2:06.534	39.484	43.201	43.849	237.4	1:09:56.523	
9	2:06.326	39.708	42.879	43.739	231.8	1:12:02.849	
10	2:05.598	39.609	42.580	43.409	232.3	1:14:08.447	
11	2:22.773 B	39.486	47.710	55.577	235.8	1:16:31.220	
12	10:11.473	8:45.153	43.072	43.248	164.0	1:26:42.693	
13	2:04.352	39.213	42.067	43.072	229.9	1:28:47.045	
14	2:04.167	39.229	41.856	43.082	222.3	1:30:51.212	
15	<b>2:03.469</b>	39.126	<b>41.798</b>	<b>42.545</b>	231.3	1:32:54.681	
16	2:14.572 B	39.258	42.425	52.889	223.7	1:35:09.253	
17	10:04.873	8:37.684	43.430	43.759	170.4	1:45:14.126	
18	2:08.158	40.999	43.647	43.512	177.6	1:47:22.284	
19	2:05.895	<b>39.005</b>	43.196	43.694	240.5	1:49:28.179	
20	2:06.354	39.377	43.126	43.851	233.8	1:51:34.533	
21	2:05.092	39.571	42.385	43.136	235.8	1:53:39.625	
22	2:38.197 B	39.149	47.934	1:11.114	238.4	1:56:17.822	
23	44:01.297	...	46.315	44.831	141.6	2:40:19.119	
24	2:06.107	39.561	42.963	43.583	230.8	2:42:25.226	
25	2:05.142	39.408	42.555	43.179	236.9	2:44:30.368	
26	2:26.843 B	39.223	44.723	1:02.897	239.5	2:46:57.211	
27	28:39.717	...	43.584	44.337	161.3	3:15:36.928	
28	2:06.381	39.689	42.831	43.861	227.4	3:17:43.309	
29	2:05.127	39.225	42.406	43.496	240.0	3:19:48.436	
30	2:07.328	39.442	43.728	44.158	234.8	3:21:55.764	
31	2:13.850	44.923	45.729	43.198	229.9	3:24:09.614	

90		Paolo BUZZI		Porsche Cayman GT4		
1	7:15.035	5:28.102	55.712	51.221	129.4	7:15.035
2	2:06.060	39.925	43.127	43.008	221.9	9:21.095
3	2:02.412	38.579	41.718	<b>42.115</b>	254.6	11:23.507
4	<b>2:01.436</b>	<b>37.910</b>	<b>41.151</b>	42.375	256.4	13:24.943
5	2:18.330 B	38.514	41.476	58.340	251.1	15:43.273
6	6:09.361	4:10.778	1:00.958	57.625	112.1	21:52.634
7	2:55.538	48.896	59.985	1:06.657	155.8	24:48.172
8	2:48.497 B	49.997	52.137	1:06.363	156.9	27:36.669
9	7:13.518	5:35.824	49.929	47.765	149.1	34:50.187
10	2:10.480	39.220	45.226	46.034	244.3	37:00.667
11	2:08.788	38.877	44.760	45.151	251.1	39:09.455
12	2:06.403	38.535	43.476	44.392	253.4	41:15.858
13	2:05.716	38.460	43.715	43.541	255.2	43:21.574
14	2:05.760	38.343	43.677	43.740	257.6	45:27.334
15	2:53.666 B	46.151	57.206	1:10.309	174.0	48:21.000
16	34:25.518	...	54.725	49.778	151.6	1:22:46.518
17	2:09.756	39.308	45.311	45.137	252.3	1:24:56.274
18	2:06.624	38.617	43.678	44.329	249.4	1:27:02.898
19	2:05.883	39.087	43.321	43.475	254.0	1:29:08.781
20	2:05.014	38.111	43.267	43.636	256.4	1:31:13.795
21	2:04.796	38.482	42.622	43.692	256.4	1:33:18.591





# Professional Track Days

## Monza 23-24-25-26.04.2021

### Free Practice 1 - GT, TOURING

## Sector Analysis

— Invalidated Lap    ■ Personal Best    ■ Session Best    B Crossing the pit lane

Lap	Time	Sector 1	Sector 2	Sector 3	T.Sp	Elapsed	Lap	Time	Sector 1	Sector 2	Sector 3	T.Sp	Elapsed
32	2:14.004	44.483	45.273	44.248	227.4	3:26:23.618	35	1:51.624	34.990	37.977	38.657	262.0	3:20:20.059
33	2:21.241B	39.729	42.418	59.094	230.3	3:28:44.859	36	<b>1:51.418</b>	35.094	<b>37.953</b>	<b>38.371</b>	259.5	3:22:11.477
<b>227</b> NOVA NOVA RACE Mercedes AMG							37	1:51.573	<b>34.884</b>	38.085	38.604	254.0	3:24:03.050
1	56:25.154B	...	43.703	52.388	176.5	56:25.154	38	1:55.538	36.908	38.998	39.632	257.0	3:25:58.588
2	4:03.632	2:38.661	41.877	43.094	193.8	1:00:28.786	39	2:08.901B	34.983	38.251	55.667	257.0	3:28:07.489
3	2:01.442	37.782	41.325	42.335	256.4	1:02:30.228	<b>995</b> BUTTI ELITE MOTORSPORT VW GOLF						
4	2:05.867	42.905	41.258	41.704	255.8	1:04:36.095	1	1:18:08.975B	...	50.022	58.727	133.2	1:18:08.975
5	2:00.367	37.631	40.851	41.885	255.2	1:06:36.462	2	3:43.149	2:06.470	49.916	46.763	175.4	1:21:52.124
6	2:00.181	<b>37.514</b>	40.893	41.774	254.6	1:08:36.643	3	2:09.648	40.501	43.388	45.759	229.4	1:24:01.772
7	2:09.222B	37.933	41.822	49.467	254.0	1:10:45.865	4	2:06.146	39.929	43.225	42.992	225.6	1:26:07.918
8	3:58.826	2:35.481	41.086	42.259	195.9	1:14:44.691	5	2:06.757	40.431	43.135	43.191	201.0	1:28:14.675
9	1:59.837	37.598	40.717	41.522	254.6	1:16:44.528	6	2:05.196	39.616	42.443	43.137	226.5	1:30:19.871
10	2:00.757	37.582	41.368	41.807	254.0	1:18:45.285	7	2:06.035	39.817	42.960	43.258	228.9	1:32:25.906
11	2:00.388	37.566	41.225	41.597	256.4	1:20:45.673	8	2:07.353	41.311	43.007	43.035	231.8	1:34:33.259
12	1:59.691	37.693	40.615	41.383	255.2	1:22:45.364	9	2:13.639	39.675	46.888	47.076	227.0	1:36:46.898
13	<b>1:59.531</b>	37.588	<b>40.593</b>	<b>41.350</b>	255.2	1:24:44.895	10	2:28.972B	42.678	48.118	58.176	179.4	1:39:15.870
14	2:11.026B	38.046	43.660	49.320	254.6	1:26:55.921	11	6:04.972	4:34.995	44.008	45.969	108.7	1:45:20.842
15	25:55.359	...	42.470	43.265	176.2	1:52:51.280	12	2:08.810	43.327	42.248	43.235	228.9	1:47:29.652
<b>911</b> C. LAPIERRE MARTINET by Almeras PORSCHE 911 GT3 CUP							13	2:05.940	39.719	42.120	44.101	228.9	1:49:35.592
1	40:06.091	...	46.782	46.056	119.7	40:06.091	14	2:08.687	42.613	42.780	43.294	235.8	1:51:44.279
2	1:59.241	37.880	40.431	40.930	211.1	42:05.332	15	2:24.770B	39.768	46.027	58.975	223.7	1:54:09.049
3	1:55.397	36.021	39.207	40.169	237.4	44:00.729	16	24:52.452	...	44.339	43.573	160.4	2:19:01.501
4	1:55.602	35.742	39.893	39.967	236.3	45:56.331	17	2:06.633	39.676	42.593	44.364	226.0	2:21:08.134
5	1:54.342	35.618	38.941	39.783	247.1	47:50.673	18	2:08.768	42.125	42.889	43.754	241.6	2:23:16.902
6	1:54.764	35.591	38.724	40.449	241.6	49:45.437	19	2:04.756	39.501	42.041	43.214	238.4	2:25:21.658
7	1:52.976	35.467	38.484	39.025	245.4	51:38.413	20	2:05.508	39.755	42.619	43.134	238.4	2:27:27.166
8	1:53.566	35.330	38.805	39.431	247.7	53:31.979	21	2:04.966	39.654	42.284	43.028	234.3	2:29:32.132
9	2:16.164B	41.360	41.160	53.644	180.3	55:48.143	22	<b>2:04.118</b>	39.626	<b>41.838</b>	<b>42.654</b>	238.9	2:31:36.250
10	5:40.395	4:08.863	48.193	43.339	133.4	1:01:28.538	23	2:19.409B	<b>39.440</b>	45.456	54.513	237.9	2:33:55.659
11	1:58.200	37.112	40.774	40.314	210.3	1:03:26.738	24	43:56.820	...	48.631	46.691	150.8	3:17:52.479
12	1:55.713	36.851	39.133	39.729	243.2	1:05:22.451	25	2:06.514	40.398	42.781	43.335	225.6	3:19:58.993
13	1:55.282	35.482	40.323	39.477	250.5	1:07:17.733	26	2:06.065	40.078	42.465	43.522	231.3	3:22:05.058
14	1:53.255	35.511	38.551	39.193	249.4	1:09:10.988	27	2:17.885	44.333	44.405	49.147	238.4	3:24:22.943
15	1:52.990	35.387	38.603	39.000	247.7	1:11:03.978	28	2:17.036	40.856	45.485	50.695	230.3	3:26:39.979
16	1:52.530	35.389	38.242	38.899	250.5	1:12:56.508	29	2:08.339	42.215	43.094	43.030	227.4	3:28:48.318
17	1:53.949	35.992	38.789	39.168	234.8	1:14:50.457	30	2:19.367	43.426	45.684	50.257	230.3	3:31:07.685
18	2:15.259B	35.311	45.008	54.940	252.3	1:17:05.716	<b>996</b> ELITE 3 ELITE MOTORSPORT CUPRA LEON COMPETICION						
19	5:18.322	3:58.397	40.264	39.661	205.5	1:22:24.038	1	3:14:41.406	...	48.730	48.480	154.4	3:14:41.406
20	1:53.056	35.311	38.700	39.045	251.7	1:24:17.094	2	<b>2:12.700</b>	41.489	45.180	<b>46.031</b>	201.0	3:16:54.106
21	1:52.599	35.270	38.474	38.855	251.7	1:26:09.693	3	2:23.434B	<b>40.718</b>	46.132	56.584	212.8	3:19:17.540
22	1:52.525	35.521	38.201	38.803	232.8	1:28:02.218	4	3:46.575B	2:06.124	<b>44.532</b>	55.919	180.0	3:23:04.115
23	1:52.299	35.144	38.318	38.837	255.2	1:29:54.517							
24	2:43.395B	52.225	48.065	1:03.105	158.3	1:32:37.912							
25	1:10:07.195	...	47.523	46.733	137.8	2:42:45.107							
26	1:58.251	37.048	41.142	40.061	218.8	2:44:43.358							
27	2:25.191B	35.553	40.234	1:09.404	233.8	2:47:08.549							
28	6:57.457	5:37.768	39.764	39.925	190.7	2:54:06.006							
29	1:55.067	36.193	39.219	39.655	226.0	2:56:01.073							
30	1:53.074	35.266	38.593	39.215	243.8	2:57:54.147							
31	2:22.946B	35.272	45.121	1:02.553	255.8	3:00:17.093							
32	14:21.164	...	46.156	42.862	94.5	3:14:38.257							
33	1:58.010	37.095	40.866	40.049	203.6	3:16:36.267							
34	1:52.168	35.071	38.189	38.908	262.0	3:18:28.435							

