

Professional Track Days


Monza 23-24-25-26.04.2021

Free Practice 2 - GT, TOURING

Sector Analysis

_ Invalidated Lap							█ Personal Best	█ Session Best	█ Crossing the pit lane					
Lap	Time	Sector 1	Sector 2	Sector 3	T.Sp	Elapsed	Lap	Time	Sector 1	Sector 2	Sector 3	T.Sp	Elapsed	
03	PIRELLI						Ferrari Challenge 488 EVO							
1	2:22.810	51.180	47.813	43.817	189.1	2:22.810	35	10:00.668	8:39.586	40.636	40.446	186.5	1:59:22.335	
2	1:52.795	35.006	38.512	39.277	269.1	4:15.605	36	1:52.053	34.751	38.286	39.016	271.1	2:01:14.388	
3	1:51.650	34.982	38.005	38.663	269.8	6:07.255	37	1:51.319	34.474	38.555	38.290	273.2	2:03:05.707	
4	2:03.469	34.731	38.168	50.570	271.1	8:10.724	38	1:50.877	34.204	38.475	38.198	280.9	2:04:56.584	
5	12:53.538	...	40.669	40.171	182.7	21:04.262	39	1:49.567	34.299	37.388	37.880	278.1	2:06:46.151	
6	1:52.424	34.896	38.447	39.081	255.2	22:56.686	40	1:49.881	34.264	37.482	38.135	280.2	2:08:36.032	
7	1:50.699	34.504	37.734	38.461	274.5	24:47.385	41	1:59.368	34.117	38.136	47.115	280.2	2:10:35.400	
8	1:50.045	34.287	37.461	38.297	276.6	26:37.430	42	5:12.060	3:53.881	39.140	39.039	199.9	2:15:47.460	
9	1:50.584	34.238	37.653	38.693	274.5	28:28.014	43	1:52.448	35.522	38.353	38.573	248.8	2:17:39.908	
10	1:50.854	34.578	37.848	38.428	275.9	30:18.868	44	1:51.063	34.776	37.934	38.353	277.3	2:19:30.971	
11	2:03.841	34.518	39.510	49.813	273.2	32:22.709	45	1:51.080	34.325	37.696	39.059	279.5	2:21:22.051	
12	5:38.800	4:18.317	40.719	39.764	188.7	38:01.509	46	1:49.945	34.333	37.529	38.083	275.2	2:23:11.996	
13	1:50.963	34.542	37.862	38.559	274.5	39:52.472	47	1:50.551	34.375	37.577	38.599	276.6	2:25:02.547	
14	1:50.870	34.576	37.853	38.441	271.8	41:43.342	48	1:50.283	34.350	37.657	38.276	277.3	2:26:52.830	
15	1:50.922	34.418	37.974	38.530	274.5	43:34.264	49	1:50.241	34.356	37.603	38.282	277.3	2:28:43.071	
16	1:50.819	34.494	37.968	38.357	273.2	45:25.083	50	1:50.799	34.424	37.660	38.715	276.6	2:30:33.870	
17	1:50.595	34.416	37.847	38.332	272.5	47:15.678	51	1:50.461	34.474	37.741	38.246	278.8	2:32:24.331	
18	1:50.343	34.386	37.740	38.217	275.9	49:06.021	52	1:50.450	34.379	37.671	38.400	278.1	2:34:14.781	
19	1:53.211	34.407	38.577	40.227	275.2	50:59.232	53	1:50.659	34.237	37.736	38.686	282.4	2:36:05.440	
20	1:51.077	34.360	37.895	38.822	273.9	52:50.309	54	1:50.517	34.267	37.726	38.524	278.8	2:37:55.957	
21	1:50.415	34.253	37.712	38.450	274.5	54:40.724	55	1:51.198	34.475	38.012	38.711	271.8	2:39:47.155	
22	1:50.504	34.208	37.954	38.342	273.9	56:31.228	56	1:52.729	34.238	37.833	40.658	280.9	2:41:39.884	
23	1:53.508	34.484	38.665	40.359	274.5	58:24.736	57	1:59.031	34.280	38.442	46.309	278.1	2:43:38.915	
24	1:52.243	34.633	38.316	39.294	259.5	1:00:16.979	58	15:04.989	...	41.795	41.139	204.0	2:58:43.904	
25	1:51.912	34.553	38.220	39.139	255.2	1:02:08.891	59	1:53.277	34.849	39.061	39.367	272.5	3:00:37.181	
26	1:53.918	34.418	38.328	41.172	269.1	1:04:02.809	60	1:52.571	34.690	38.710	39.171	265.8	3:02:29.752	
27	2:08.500	37.299	40.540	50.661	224.2	1:06:11.309	61	1:51.869	34.562	38.158	39.149	276.6	3:04:21.621	
28	31:19.171	...	41.380	41.607	184.9	1:37:30.480	62	1:52.784	34.625	38.673	39.486	273.2	3:06:14.405	
29	1:54.987	35.530	39.585	39.872	233.8	1:39:25.467	63	1:52.506	34.727	38.587	39.192	266.5	3:08:06.911	
30	1:52.510	34.800	38.550	39.160	272.5	1:41:17.977	64	2:02.446	34.789	39.411	48.246	260.7	3:10:09.357	
31	1:52.067	34.616	38.264	39.187	273.2	1:43:10.044	65	8:29.749	7:09.768	40.136	39.845	195.2	3:18:39.106	
32	1:56.973	34.558	40.004	42.411	273.2	1:45:07.017	66	1:52.281	34.518	37.928	39.835	274.5	3:20:31.387	
33	1:52.631	34.524	38.848	39.259	273.2	1:46:59.648	67	1:49.894	34.424	37.480	37.990	277.3	3:22:21.281	
34	2:22.019	34.536	42.380	1:05.103	273.9	1:49:21.667	68	1:49.732	34.152	37.531	38.049	280.2	3:24:11.013	
							69	1:49.751	34.292	37.381	38.078	280.2	3:26:00.764	
5	SR&R						Ferrari 488 Challenge							
1	9:04.161	34.484	38.665	40.359	274.5	58:24.736	70	1:50.072	34.166	37.686	38.220	277.3	3:27:50.836	
2	5:04.858	3:44.208	40.100	40.550	108.5	14:09.019	71	1:59.948	34.502	39.038	46.408	278.8	3:29:50.784	
3	1:54.215	35.057	39.639	39.519	273.2	16:03.234	72	22:02.787	...	40.531	39.976	184.9	3:51:53.571	
4	1:52.984	35.167	38.629	39.188	269.8	17:56.218	73	1:52.474	34.608	39.122	38.744	269.8	3:53:46.045	
5	1:52.849	34.956	38.825	39.068	274.5	19:49.067	74	1:50.948	34.619	37.872	38.457	276.6	3:55:36.993	
6	1:54.373	35.413	39.219	39.741	244.3	21:43.440	75	1:49.930	34.315	37.456	38.159	277.3	3:57:26.923	
7	1:55.738	34.812	40.266	40.660	265.8	23:39.178	76	1:51.862	34.251	38.893	38.718	278.1	3:59:18.785	
8	1:54.950	35.096	39.667	40.187	248.8	25:34.128	77	2:30.744	38.000	47.419	1:05.325	211.9	4:01:49.529	
9	2:03.632	35.227	39.875	48.530	254.0	27:37.760								
10	5:23.548	4:01.736	40.458	41.354	125.1	33:01.308								
11	2:47.247	34.980	38.326	1:33.941	273.9	35:48.555								
12	22:58.145	...	39.668	43.607	167.8	58:46.700								





Professional Track Days


Monza 23-24-25-26.04.2021

Free Practice 2 - GT, TOURING

Sector Analysis

— Invalidated Lap							■ Personal Best						■ Session Best						■ B Crossing the pit lane																																																																																																																																																																																																												
Lap	Time	Sector 1	Sector 2	Sector 3	T.Sp	Elapsed	Lap	Time	Sector 1	Sector 2	Sector 3	T.Sp	Elapsed	Lap	Time	Sector 1	Sector 2	Sector 3	T.Sp	Elapsed	Lap	Time	Sector 1	Sector 2	Sector 3	T.Sp	Elapsed																																																																																																																																																																																																				
13	1:53.297	34.985	38.628	39.684	275.2	1:00:39.997	5	2:21.002B	40.140	43.246	57.616	222.3	1:24:04.360	6	13:33.273	...	42.515	42.243	179.7	1:37:37.633	7	2:03.116	39.155	41.816	42.145	237.4	1:39:40.749	8	2:08.772B	39.115	41.173	48.484	245.4	1:41:49.521	9	4:05.874	2:43.033	41.251	41.590	188.4	1:45:55.395	10	2:01.748	38.887	41.192	41.669	242.7	1:47:57.143	11	2:22.792B	40.025	44.724	58.043	209.1	1:50:19.935	12	12:55.435	...	46.687	44.289	148.5	2:03:15.370	13	2:01.546	39.103	41.099	41.344	246.0	2:05:16.916	14	2:01.008	38.945	40.835	41.228	241.1	2:07:17.924	15	2:00.772	38.846	40.840	41.086	244.9	2:09:18.696	16	2:00.304	38.426	40.535	41.343	248.2	2:11:19.000	17	2:00.573	38.556	40.619	41.398	243.8	2:13:19.573	18	2:07.828B	38.817	41.141	47.870	236.9	2:15:27.401	19	33:00.514	...	42.727	42.937	140.1	2:48:27.915	20	2:02.457	39.172	41.436	41.849	237.4	2:50:30.372	21	2:01.768	38.961	40.884	41.923	243.2	2:52:32.140	22	2:01.124	38.745	40.926	41.453	246.0	2:54:33.264	23	2:00.885	38.690	40.804	41.391	246.5	2:56:34.149	24	2:08.550B	38.831	40.817	48.902	245.4	2:58:42.699	25	6:25.911	4:48.518	50.025	47.368	108.0	3:05:08.610	26	2:06.204	41.749	42.616	41.839	183.0	3:07:14.814	27	2:00.794	38.690	40.872	41.232	246.5	3:09:15.608	28	2:00.919	38.701	40.818	41.400	244.3	3:11:16.527	29	2:00.503	38.796	40.692	41.015	239.5	3:13:17.030	30	2:08.630B	38.792	40.898	48.940	243.2	3:15:25.660	31	29:02.292	...	42.802	42.388	129.4	3:44:27.952	32	2:10.318B	38.958	42.703	48.657	242.7	3:46:38.270	33	9:14.025	7:49.851	41.895	42.279	186.8	3:55:52.295	34	2:01.573	39.077	41.028	41.468	244.3	3:57:53.868	35	2:08.792B	38.507	41.053	49.232	243.2	4:00:02.660
8 DON							16 U. GAZIL						MARTINET by Almeras						PORSCHE 911 GT3 CUP																																																																																																																																																																																																												
HUBER RACING							Porsche 992 GT3 Cup						Porsche 911 GT3 Cup																																																																																																																																																																																																																		
1	9:12.613B	7:16.302	49.165	1:07.146	170.9	9:12.613	1	41:13.224B	...	56.837	1:06.915	160.6	41:13.224	2	3:16.012B	1:27.943	49.772	58.297	144.4	44:29.236	3	2:23.779	1:05.239	39.517	39.023	200.6	46:53.015	4	1:57.162	38.531	39.862	38.769	273.2	48:50.177	5	1:52.076	35.108	38.372	38.596	265.2	50:42.253	6	1:52.171	35.586	38.016	38.569	271.8	52:34.424	7	1:51.547	34.908	38.102	38.537	266.5	54:25.971	8	1:51.334	34.976	38.049	38.309	272.5	56:17.305	9	1:53.460	36.443	38.166	38.851	268.4	58:10.765	10	1:52.119	34.986	38.234	38.899	265.8	1:00:02.884	11	1:52.566	35.414	38.162	38.990	238.9	1:01:55.450	12	1:51.131	34.752	38.054	38.325	268.4	1:03:46.581	13	1:51.179	35.073	38.066	38.040	265.8	1:05:37.760	14	1:52.887	35.334	38.579	38.974	271.8	1:07:30.647	15	1:52.227	35.111	38.371	38.745	269.8	1:09:22.874	16	1:52.548	35.273	38.455	38.820	261.3	1:11:15.422	17	1:51.474	35.012	37.993	38.469	268.4	1:13:06.896	18	1:53.802	35.910	39.052	38.840	218.8	1:15:00.698	19	2:02.655B	36.355	38.969	47.331	263.9	1:17:03.353	20	1:12:52.395	...	52.418	50.505	143.1	2:29:55.748	21	2:06.355	40.898	42.050	43.407	205.1	2:32:02.103	22	1:51.101	35.043	38.045	38.013	265.8	2:33:53.204	23	1:51.142	35.142	37.675	38.325	276.6	2:35:44.346	24	1:56.053	34.879	42.469	38.705	273.2	2:37:40.399																																																	
9 LAB																																																																																																																																																																																																																															
RACE LAB							Audi RS3 LMS TCR																																																																																																																																																																																																																								
1	1:15:34.679	...	48.027	46.701	117.8	1:15:34.679																																																																																																																																																																																																																									
2	2:04.520	39.862	42.080	42.578	213.2	1:17:39.199																																																																																																																																																																																																																									
3	2:02.777	39.140	41.079	42.558	234.8	1:19:41.976																																																																																																																																																																																																																									
4	2:01.382	38.787	40.783	41.812	242.1	1:21:43.358																																																																																																																																																																																																																									





Professional Track Days Monza 23-24-25-26.04.2021 Free Practice 2 - GT, TOURING

Sector Analysis

— Invalidated Lap

■ Personal Best

■ Session Best

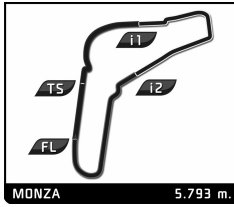
B Crossing the pit lane

Lap	Time	Sector 1	Sector 2	Sector 3	T.Sp	Elapsed	Lap	Time	Sector 1	Sector 2	Sector 3	T.Sp	Elapsed
28	6:23.189	4:52.360	41.823	49.006	179.1	2:44:54.406	39	2:06.569 B	34.557	38.203	53.809	278.1	3:49:02.316
29	2:00.350	37.494	41.149	41.707	253.4	2:46:54.756	27 Ruben VOLT						Honda Civic Type-R TCR
30	1:59.813	37.310	40.895	41.608	254.0	2:48:54.569	ALM MOTORSPORT						
31	2:26.892 B	42.353	46.266	58.273	182.4	2:51:21.461	1	6:43.196	5:06.050	51.667	45.479	147.7	6:43.196
32	11:30.915	9:53.309	44.606	53.000	118.7	3:02:52.376	2	2:07.930	39.853	42.488	45.589	215.7	8:51.126
33	2:00.479	37.460	41.106	41.913	249.9	3:04:52.855	3	2:03.913	39.858	41.771	42.284	223.7	10:55.039
34	1:59.989	37.285	40.985	41.719	256.4	3:06:52.844	4	2:08.625	39.211	43.420	45.994	233.3	13:03.664
35	2:00.855	37.318	41.674	41.863	252.8	3:08:53.699	5	2:03.079	39.180	41.545	42.354	232.8	15:06.743
36	2:00.744	37.400	41.421	41.923	254.0	3:10:54.443	6	2:01.826	38.954	40.925	41.947	242.7	17:08.569
37	1:59.759	37.423	40.886	41.450	252.8	3:12:54.202	7	2:00.909	38.655	40.939	41.315	232.3	19:09.478
38	2:00.293	37.485	41.110	41.698	250.5	3:14:54.495	8	2:01.452	38.549	41.574	41.329	241.6	21:10.930
39	2:08.626 B	37.570	40.844	50.212	247.7	3:17:03.121	9	2:01.242	38.861	40.761	41.620	226.5	23:12.172
40	7:40.559	6:11.572	41.570	47.417	182.1	3:24:43.680	10	2:00.224	38.421	40.608	41.195	241.6	25:12.396
41	1:59.782	37.267	40.671	41.844	250.5	3:26:43.462	11	2:24.103 B	41.886	46.075	56.142	206.7	27:36.499
42	1:58.857	37.024	40.580	41.253	253.4	3:28:42.319	12	13:57.136	...	47.038	44.962	123.7	41:33.635
43	2:09.416	37.153	46.620	45.643	251.7	3:30:51.735	13	2:09.284	39.171	45.042	45.071	238.4	43:42.919
44	2:09.166 B	37.146	40.913	51.107	255.2	3:33:00.901	14	2:03.051	38.841	42.525	41.685	238.9	45:45.970

Lap	Time	Sector 1	Sector 2	Sector 3	T.Sp	Elapsed	Lap	Time	Sector 1	Sector 2	Sector 3	T.Sp	Elapsed
25 Alessandro GIARDELLI						PORSCHE 911 GT3 CUP							
DINAMIC MOTORSPORT													
1	4:56.759	3:27.492	45.134	44.133	136.9	4:56.759	15	1:57.610	37.228	39.692	40.690	193.5	1:42:19.951
2	2:09.622	46.219	42.332	41.071	196.2	7:06.381	16	1:52.520	35.140	38.574	38.806	237.4	1:44:12.471
3	1:58.080	36.310	39.580	42.190	206.3	9:04.461	17	2:12.219 B	37.500	44.594	50.125	191.1	1:46:24.690
4	2:30.854 B	42.778	50.932	57.144	177.9	11:35.315	18	12:29.824	...	39.201	39.183	190.4	1:58:54.514
5	19:42.889	...	40.978	39.981	153.1	31:18.204	19	1:53.379	36.138	39.100	38.141	258.2	2:00:47.893
6	1:52.237	35.536	38.608	38.093	254.0	33:10.441	20	1:50.536	34.535	38.008	37.993	270.4	2:02:38.429
7	1:49.696	34.497	37.395	37.804	277.3	35:00.137	21	1:53.814	37.810	37.812	38.192	281.7	2:04:32.243
8	1:50.539	34.449	37.659	38.431	275.2	36:50.676	22	1:50.731	34.406	37.577	38.748	275.9	2:06:22.974
9	1:56.476 B	34.402	37.914	44.160	275.9	38:47.152	23	1:50.409	34.320	37.774	38.315	280.2	2:08:13.383
10	8:38.243	7:22.243	38.004	37.996	214.0	47:25.395	24	1:56.791 B	34.445	38.001	44.345	277.3	2:10:10.174
11	1:50.373	34.338	38.173	37.862	279.5	49:15.768	25	1:01:14.348	...	39.902	40.896	200.6	3:11:24.522
12	1:51.660	34.570	39.011	38.079	264.5	51:07.428	26	1:52.530	35.529	38.448	38.553	274.5	3:13:17.052
13	1:58.413 B	34.812	39.764	43.837	282.4	53:05.841	27	1:50.844	34.547	38.217	38.080	266.5	3:15:07.896
14	47:16.500	...	42.186	42.315	149.5	1:40:22.341	28	1:50.360	34.589	37.861	37.910	278.8	3:16:58.256
15	1:57.610	37.228	39.692	40.690	193.5	1:42:19.951	29	1:50.039	34.370	37.733	37.936	272.5	3:18:48.295
16	1:52.520	35.140	38.574	38.806	237.4	1:44:12.471	30	1:50.422	34.538	37.711	38.173	275.9	3:20:38.717
17	2:12.219 B	37.500	44.594	50.125	191.1	1:46:24.690	31	1:49.978	34.443	37.660	37.875	276.6	3:22:28.695
18	12:29.824	...	39.201	39.183	190.4	1:58:54.514	32	1:58.088 B	34.321	39.376	44.391	279.5	3:24:26.783
19	1:53.379	36.138	39.100	38.141	258.2	2:00:47.893	33	13:17.479	...	40.304	39.563	198.8	3:37:44.262
20	1:50.536	34.535	38.008	37.993	270.4	2:02:38.429	34	1:51.630	35.016	38.357	38.257	273.2	3:39:35.892
21	1:53.814	37.810	37.812	38.192	281.7	2:04:32.243	35	1:50.077	34.267	38.069	37.741	279.5	3:41:25.969
22	1:50.731	34.406	37.577	38.748	275.9	2:06:22.974	36	1:49.499	34.298	37.428	37.773	275.2	3:43:15.468
23	1:50.409	34.320	37.774	38.315	280.2	2:08:13.383	37	1:50.570	34.675	38.198	37.697	258.9	3:45:06.038
24	1:56.791 B	34.445	38.001	44.345	277.3	2:10:10.174	38	1:49.709	34.243	37.599	37.867	280.9	3:46:55.747
25	1:01:14.348	...	39.902	40.896	200.6	3:11:24.522							

Lap	Time	Sector 1	Sector 2	Sector 3	T.Sp	Elapsed	Lap	Time	Sector 1	Sector 2	Sector 3	T.Sp	Elapsed
28 GIRASOLE 1						SCUDERIA DEL GIRASOLE	CUPRA LEON COMPETICION						
1	28:29.950	...	48.017	47.107	168.0	28:29.950	4	1:58.768	37.731	40.165	40.872	249.9	34:47.433
2	2:13.015	40.564	47.338	45.113	191.4	30:42.965	5	2:22.562 B	40.304	46.802	55.456	222.8	37:09.995
3	2:05.700	42.359	41.448	41.893	246.0	32:48.665	6	24:48.001	...	47.635	51.483	185.5	1:01:57.996
4	1:58.768	37.731	40.165	40.872	249.9	34:47.433	7	2:07.859	39.199	43.505	45.155	207.1	1:04:05.855
5	2:22.562 B	40.304	46.802	55.456	222.8	37:09.995							
6	24:48.001	...	47.635	51.483	185.5	1:01:57.996							
7	2:07.859	39.199	43.505	45.155	207.1	1:04:05.855							





Professional Track Days

Monza 23-24-25-26.04.2021

Free Practice 2 - GT, TOURING

Sector Analysis

— Invalidated Lap ■ Personal Best ■ Session Best B Crossing the pit lane


Lap	Time	Sector 1	Sector 2	Sector 3	T.Sp	Elapsed	Lap	Time	Sector 1	Sector 2	Sector 3	T.Sp	Elapsed
37	1:59.551	37.446	40.544	41.561	255.8	3:47:42.366	7	6:31.132	4:52.245	47.407	51.480	163.7	23:36.913
38	1:59.277	37.111	40.512	41.654	257.6	3:49:41.643	8	2:04.001	37.381	40.986	45.634	255.8	25:40.914
39	2:07.779	37.685	45.534	44.560	257.0	3:51:49.422	9	1:57.047	37.050	39.575	40.422	259.5	27:37.961
40	2:03.309	37.486	43.593	42.230	255.8	3:53:52.731	10	2:03.068 B	37.221	39.775	46.072	257.6	29:41.029
41	1:59.936	37.550	40.758	41.628	252.3	3:55:52.667	11	42:20.614	...	47.233	45.064	192.1	1:12:01.643
42	2:00.186	37.495	40.720	41.971	257.0	3:57:52.853	12	2:00.419	38.354	41.048	41.017	253.4	1:14:02.062

69 ZANASI						
PINETTI MOTORSPORT						
BMW M2 CS RACING						
1	18:58.269	...	44.114	44.042	152.5	18:58.269
2	2:02.629	38.418	42.198	42.013	204.7	21:00.898
3	2:07.827	37.324	43.003	47.500	250.5	23:08.725
4	1:58.913	36.918	40.912	41.083	251.7	25:07.638
5	2:00.755	37.093	42.358	41.304	253.4	27:08.393
6	1:58.244	37.081	40.258	40.905	251.7	29:06.637
7	2:07.612 B	36.912	41.281	49.419	255.8	31:14.249
8	17:41.149	...	45.213	43.442	88.5	48:55.398
9	2:09.032	39.352	41.963	47.717	248.8	51:04.430
10	2:02.159	37.450	42.537	42.172	253.4	53:06.589
11	2:00.753	37.384	41.046	42.323	246.5	55:07.342
12	2:02.534	37.656	42.435	42.443	234.8	57:09.876
13	2:01.093	37.209	41.731	42.153	252.8	59:10.969
14	2:00.663	37.472	41.353	41.838	244.9	1:01:11.632
15	2:02.486	37.114	41.497	43.875	254.0	1:03:14.118
16	2:09.124 B	37.404	41.213	50.507	249.4	1:05:23.242
17	12:06.832	...	42.191	42.281	198.0	1:17:30.074
18	2:03.006	37.307	42.355	43.344	249.9	1:19:33.080
19	2:01.362	37.417	41.207	42.738	248.8	1:21:34.442
20	2:27.728 B	41.776	47.234	58.718	202.1	1:24:02.170
21	14:15.279	...	42.991	48.784	158.3	1:38:17.449
22	2:02.017	37.792	41.887	42.338	247.1	1:40:19.466
23	2:02.602	37.682	42.019	42.901	245.4	1:42:22.068
24	2:01.984	37.343	41.349	43.292	254.6	1:44:24.052
25	2:11.842 B	37.543	42.943	51.356	248.2	1:46:35.894
26	1:14:29.712	...	44.647	44.483	185.5	3:01:05.606
27	2:03.580	37.933	42.124	43.523	255.8	3:03:09.186
28	2:01.180	37.265	41.550	42.365	255.2	3:05:10.366
29	2:09.307 B	38.140	41.284	49.883	248.2	3:07:19.673
30	5:15.556	3:44.335	46.338	44.883	177.1	3:12:35.229
31	1:59.840	37.821	40.680	41.339	240.0	3:14:35.069
32	1:59.160	37.093	40.664	41.403	255.8	3:16:34.229
33	1:59.154	37.284	40.804	41.066	250.5	3:18:33.383
34	2:00.983	37.367	40.603	43.013	247.1	3:20:34.366
35	2:24.996	45.305	45.439	54.252	159.6	3:22:59.362
36	2:01.272	37.461	41.992	41.819	242.7	3:25:00.634
37	2:00.414	37.733	40.748	41.933	251.1	3:27:01.048
38	2:00.415	37.555	40.956	41.904	248.2	3:29:01.463
39	2:09.391 B	37.343	40.912	51.136	252.8	3:31:10.854

70 Mattia DI GIUSTO						
EBIMOTORS						
Porsche Cayman GT4						
1	6:59.750	5:12.240	55.716	51.794	193.1	6:59.750
2	1:59.363	37.949	40.569	40.845	254.6	8:59.113
3	1:58.516	37.688	40.045	40.783	256.4	10:57.629
4	1:59.419	38.204	40.305	40.910	257.0	12:57.048
5	1:58.469	37.811	39.893	40.765	257.6	14:55.517
6	2:10.264 B	37.927	40.158	52.179	258.2	17:05.781

80 Alessio VALESSINA						
EBIMOTORS						
Porsche 991 GT3 Cup						
1	5:25.482	4:03.679	41.131	40.672	164.5	5:25.482
2	1:53.147	35.542	38.600	39.005	261.3	7:18.629
3	1:52.151	35.237	38.258	38.656	259.5	9:10.780
4	2:06.093 B	35.328	38.450	52.315	252.8	11:16.873
5	6:40.762	5:16.312	40.170	44.280	185.8	17:57.635
6	1:55.624	35.840	39.665	40.119	247.7	19:53.259
7	1:54.755	35.537	39.397	39.821	255.2	21:48.014
8	1:54.643	35.439	39.326	39.878	256.4	23:42.657
9	1:54.428	35.347	39.269	39.812	261.3	25:37.085
10	1:54.979	35.423	39.350	40.206	264.5	27:32.064
11	1:54.820	35.673	39.258	39.889	265.2	29:26.884
12	1:54.492	35.422	39.037	40.033	263.2	31:21.376
13	1:54.621	35.334	39.099	40.188	264.5	33:15.997
14	2:15.428 B	39.276	39.394	56.758	224.6	35:31.425
15	6:40.924	5:17.619	41.844	41.461	199.9	42:12.349
16	1:57.596	36.434	40.163	40.999	260.7	44:09.945
17	1:56.410	36.169	39.355	40.886	266.5	46:06.355
18	1:56.852	36.822	39.630	40.400	264.5	48:03.207
19	1:56.796	36.016	40.096	40.684	265.8	50:00.003
20	1:56.098	35.782	39.805	40.511	271.1	51:56.101
21	1:55.828	35.876	39.378	40.574	267.1	53:51.929
22	1:56.295	35.552	40.069	40.674	271.1	55:48.224
23	1:55.846	35.548	39.761	40.537	271.8	57:44.070
24	2:25.803 B	39.219	49.592	56.992	212.3	1:00:09.873
25	1:12:04.628	...	40.581	39.704	201.0	2:12:14.501
26	1:53.824	35.748	38.793	39.283	260.1	2:14:08.325
27	2:12.059 B	40.649	39.017	52.393	266.5	2:16:20.384
28	4:41.471	3:22.756	39.294	39.421	207.9	2:21:01.855





Professional Track Days

Monza 23-24-25-26.04.2021

Free Practice 2 - GT, TOURING

Sector Analysis


— Invalidated Lap ■ Personal Best ■ Session Best B Crossing the pit lane

Lap	Time	Sector 1	Sector 2	Sector 3	T.Spd	Elapsed
29	1:54.754	35.889	39.110	39.755	263.9	2:22:56.609
30	2:07.225 B	35.585	40.628	51.012	260.1	2:25:03.834
31	5:59.313	4:38.215	41.027	40.071	204.0	2:31:03.147
32	1:55.625	35.966	39.387	40.272	251.7	2:32:58.772
33	1:55.479	35.987	39.449	40.043	262.0	2:34:54.251
34	1:58.996	38.233	40.807	39.956	235.8	2:36:53.247
35	2:27.712 B	38.773	50.439	58.500	248.8	2:39:20.959
36	6:22.220	4:59.896	40.353	41.971	197.7	2:45:43.179
37	1:57.170	36.345	39.922	40.903	250.5	2:47:40.349
38	1:56.348	36.039	39.683	40.626	264.5	2:49:36.697
39	1:55.793	35.940	39.391	40.462	263.2	2:51:32.490
40	1:55.456	35.757	39.536	40.163	262.6	2:53:27.946
41	2:27.845 B	40.276	48.806	58.763	198.4	2:55:55.791
42	6:44.852	5:24.658	40.177	40.017	180.9	3:02:40.643
43	1:56.007	35.461	40.701	39.845	263.2	3:04:36.650
44	1:53.714	35.028	39.017	39.669	265.2	3:06:30.364
45	1:54.885	35.397	39.314	40.174	256.4	3:08:25.249
46	2:12.374 B	35.314	41.102	55.958	254.6	3:10:37.623

Lap	Time	Sector 1	Sector 2	Sector 3	T.Spd	Elapsed
1	3:12.115 B	1:27.432	45.335	59.348	150.0	3:12.115
2	2:42.911 B	1:13.993	39.899	49.019	190.7	5:55.026
3	2:31.667 B	1:03.792	38.958	48.917	204.4	8:26.693
4	6:27.465	4:34.468	1:01.867	51.130	101.6	14:54.158
5	2:09.090	41.278	47.311	40.501	215.3	17:03.248
6	1:51.850	35.272	37.890	38.688	256.4	18:55.098
7	1:51.084	35.038	37.742	38.304	262.0	20:46.182
8	1:52.936	35.095	38.134	39.707	258.9	22:39.118
9	1:51.688	34.889	37.912	38.887	258.2	24:30.806
10	2:08.453 B	34.898	37.686	55.869	262.0	26:39.259
11	10:48.722	9:29.131	39.999	39.592	142.1	37:27.981
12	1:52.597	35.588	38.220	38.789	254.0	39:20.578
13	1:53.257	35.811	38.615	38.831	260.1	41:13.835
14	1:52.252	35.135	38.376	38.741	260.7	43:06.087
15	1:51.807	35.235	38.078	38.494	260.1	44:57.894
16	1:54.179	35.395	39.960	38.824	262.6	46:52.073
17	1:51.936	35.048	37.956	38.932	258.9	48:44.009
18	1:51.773	35.252	37.971	38.550	263.2	50:35.782
19	1:51.249	34.966	37.922	38.361	262.6	52:27.031
20	1:53.943	36.703	38.420	38.820	215.3	54:20.974
21	1:52.352	34.799	38.938	38.615	261.3	56:13.326
22	1:51.220	34.954	37.810	38.456	261.3	58:04.546
23	2:02.902 B	35.045	38.269	49.588	257.6	1:00:07.448
24	1:19:53.338	...	48.923	42.914	151.4	2:20:00.786
25	1:55.335	36.358	39.121	39.856	223.7	2:21:56.121
26	1:53.307	35.325	38.283	39.699	258.9	2:23:49.428
27	2:01.483 B	35.106	38.798	47.579	261.3	2:25:50.911
28	5:15.343	3:27.167	54.531	53.645	69.0	2:31:06.254
29	1:57.388	36.917	40.555	39.916	216.6	2:33:03.642
30	1:51.484	35.016	37.995	38.473	260.7	2:34:55.126
31	1:51.838	35.148	37.717	38.973	241.6	2:36:46.964
32	1:59.356	41.306	39.432	38.618	267.1	2:38:46.320
33	2:19.193	34.956	1:04.428	39.809	262.0	2:41:05.513
34	1:51.284	35.009	37.941	38.334	261.3	2:42:56.797
35	2:01.101 B	35.135	38.096	47.870	256.4	2:44:57.898

Lap	Time	Sector 1	Sector 2	Sector 3	T.Spd	Elapsed
1	9:09.175	7:28.266	52.894	48.015	114.6	9:09.175
2	2:09.600	40.623	44.627	44.350	209.5	11:18.775
3	2:06.090	38.890	43.401	43.799	251.7	13:24.865
4	2:07.911	38.657	45.773	43.481	254.6	15:32.776
5	2:05.097	38.457	43.269	43.371	254.6	17:37.873
6	2:04.893	38.692	43.093	43.108	255.2	19:42.766
7	2:18.961 B	38.612	42.824	57.525	254.0	22:01.727
8	4:03.913	2:36.628	44.068	43.217	181.2	26:05.640
9	2:04.349	38.631	42.707	43.011	254.0	28:09.989
10	2:04.643	38.421	42.886	43.336	255.2	30:14.632
11	2:05.143	38.377	43.318	43.448	254.0	32:19.775
12	2:04.972	38.223	43.614	43.135	253.4	34:24.747
13	2:22.911 B	38.604	44.666	59.641	254.6	36:47.658
14	24:18.618	...	47.206	45.819	170.9	1:01:06.276
15	2:09.315	38.934	44.266	46.115	250.5	1:03:15.591
16	2:06.761	38.767	43.313	44.681	257.6	1:05:22.352
17	2:05.420	38.771	42.904	43.745	254.6	1:07:27.772
18	2:09.466	38.515	46.394	44.557	254.0	1:09:37.238
19	2:04.486	38.485	42.813	43.188	256.4	1:11:41.724
20	2:04.285	38.400	42.725	43.160	255.8	1:13:46.009
21	2:04.446	38.616	42.678	43.152	256.4	1:15:50.455
22	2:09.708	38.131	48.191	43.386	257.0	1:18:00.163
23	2:24.605 B	38.386	46.765	59.454	255.8	1:20:24.768
24	22:12.480	...	46.366	45.913	163.5	1:42:37.248
25	2:10.279	38.618	48.213	43.448	252.8	1:44:47.527
26	2:05.011	38.558	43.031	43.422	253.4	1:46:52.538
27	2:27.375 B	38.465	42.249	1:06.661	253.4	1:49:19.913
28	7:27.043	6:00.885	43.736	42.422	193.5	1:56:46.956
29	2:05.250	38.527	44.336	42.387	232.8	1:58:52.206
30	2:05.583	38.004	44.775	42.804	256.4	2:00:57.789
31	2:03.489	37.911	42.935	42.643	258.2	2:03:01.278
32	2:02.945	37.782	42.611	42.552	257.6	2:05:04.223
33	2:02.638	37.738	42.216	42.684	258.2	2:07:06.861
34	2:02.642	37.748	42.328	42.566	257.0	2:09:09.503
35	2:01.896	37.694	42.026	42.176	258.2	2:11:11.399
36	2:02.047	38.282	41.410	42.355	259.5	2:13:13.446
37	2:02.236	37.809	42.297	42.130	258.2	2:15:15.682
38	2:01.538	37.550	41.845	42.143	259.5	2:17:17.220
39	2:22.145 B	37.881	48.136	56.128	259.5	2:19:39.365
40	33:38.222	...	51.774	48.842	130.8	2:53:17.587
41	2:11.804	41.046	45.189	45.569	209.9	2:55:29.391
42	2:05.576	38.688	42.915	43.973	253.4	2:57:34.967
43	2:04.748	38.480	42.251	44.017	255.8	2:59:39.715
44	2:03.211	38.212	42.287	42.712	254.0	3:01:42.926
45	2:03.276	38.174	42.372	42.730	256.4	3:03:46.202
46	2:03.000	38.146	42.328	42.526	255.2	3:05:49.202
47	2:03.296	38.216	42.726	42.354	257.0	3:07:52.498
48	2:41.476 B	48.413	53.219	59.844	198.8	3:10:33.974
49	5:42.215	4:09.667	46.811	45.737	190.7	3:16:16.189
50	2:02.599	37.985	41.928	42.686	257.0	3:18:18.788
51	2:02.373	37.976	42.119	42.278	257.0	3:20:21.161
52	2:02.559	37.546	42.188	42.825	258.9	3:22:23.720
53	2:01.662	37.819	41.710	42.133	257.0	3:24:25.382
54	2:01.631	37.569	41.856	42.206	259.5	3:26:27.013
55	2:05.197	37.722	43.618	43.857	258.2	3:28:32.210





Professional Track Days

Monza 23-24-25-26.04.2021

Free Practice 2 - GT, TOURING

Sector Analysis

_ Invalidated Lap
 █ Personal Best
 █ Session Best
 B Crossing the pit lane

Lap	Time	Sector 1	Sector 2	Sector 3	T.Sp	Elapsed	Lap	Time	Sector 1	Sector 2	Sector 3	T.Sp	Elapsed
56	2:02.490	37.978	42.026	42.486	259.5	3:30:34.700	23	1:56.849	35.235	41.851	39.763	261.3	2:43:28.974
57	2:15.136B	38.153	45.844	51.139	259.5	3:32:49.836	24	1:52.765	35.142	38.473	39.150	262.0	2:45:21.739

97 SUB5ZERO
SUB5ZERO Ligier JS2R

1	5:25.585	3:53.803	46.267	45.515	153.1	5:25.585
2	2:05.121	39.615	42.189	43.317	221.4	7:30.706
3	2:03.796	39.234	41.776	42.786	223.2	9:34.502
4	2:16.089B	39.080	43.639	53.370	232.3	11:50.591
5	6:29.405	5:01.574	44.289	43.542	109.8	18:19.996
6	2:16.471	39.510	49.982	46.979	234.3	20:36.467
7	2:05.241	39.481	42.504	43.256	228.4	22:41.708
8	2:04.832	39.447	42.472	42.913	229.4	24:46.540
9	2:04.594	39.329	42.422	42.843	226.5	26:51.134
10	2:04.196	39.308	42.147	42.741	230.8	28:55.330
11	2:04.621	39.617	42.187	42.817	236.9	30:59.951
12	2:18.705B	39.345	45.290	54.070	232.8	33:18.656
13	24:30.188	...	44.416	44.460	126.4	57:48.844
14	2:06.464	39.826	43.529	43.109	208.7	59:55.308
15	2:10.402B	39.397	42.299	48.706	229.9	1:02:05.710
16	4:10.819	2:41.791	43.549	45.479	105.6	1:06:16.529
17	2:03.003	39.289	41.692	42.022	230.3	1:08:19.532
18	2:02.786	39.058	41.656	42.072	232.3	1:10:22.318
19	2:02.569	39.057	41.511	42.001	229.9	1:12:24.887
20	2:02.525	39.169	41.438	41.918	227.9	1:14:27.412
21	2:02.150	39.077	41.282	41.791	229.9	1:16:29.562
22	2:02.233	39.235	41.250	41.748	232.8	1:18:31.795
23	2:20.977B	40.006	43.751	57.220	209.1	1:20:52.772
24	17:18.338	...	43.661	42.988	156.4	1:38:11.110
25	2:02.334	38.782	41.300	42.252	233.8	1:40:13.444
26	2:01.594	38.661	40.961	41.972	236.9	1:42:15.038
27	2:14.151B	40.444	42.690	51.017	176.8	1:44:29.189

911 C. LAPIERRE
MARTINET by Almeras PORSCHE 911 GT3 CUP

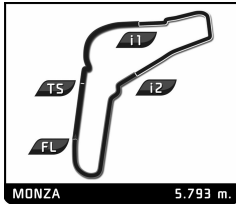
1	37:50.707B	...	43.640	53.222	149.3	37:50.707
2	2:38.927B	1:08.474	40.486	49.967	201.3	40:29.634
3	2:25.881	1:05.965	39.907	40.009	187.1	42:55.515
4	1:54.691	35.250	39.656	39.785	252.8	44:50.206
5	1:53.417	35.423	38.777	39.217	258.9	46:43.623
6	1:53.718	35.246	38.860	39.612	261.3	48:37.341
7	1:53.143	35.251	38.589	39.303	263.2	50:30.484
8	1:53.364	35.188	38.678	39.498	262.6	52:23.848
9	1:53.795	35.503	38.752	39.540	262.0	54:17.643
10	1:57.282	39.217	38.906	39.159	182.7	56:14.925
11	1:53.048	35.332	38.587	39.129	244.3	58:07.973
12	1:54.512	35.162	38.476	40.874	262.6	1:00:02.485
13	1:52.752	35.139	38.287	39.326	259.5	1:01:55.237
14	1:53.410	35.729	38.622	39.059	223.7	1:03:48.647
15	1:52.178	35.109	38.346	38.723	263.2	1:05:40.825
16	1:52.791	35.001	38.371	39.419	262.6	1:07:33.616
17	1:53.286	34.894	39.006	39.386	268.4	1:09:26.902
18	1:52.531	34.897	38.461	39.173	267.1	1:11:19.433
19	2:09.670B	37.738	39.239	52.693	205.5	1:13:29.103
20	1:24:11.477	...	46.359	44.283	118.7	2:37:40.580
21	1:58.535	37.845	40.534	40.156	205.1	2:39:39.115
22	1:53.010	35.068	38.880	39.062	256.4	2:41:32.125

25	1:52.069	35.056	38.258	38.755	261.3	2:47:13.808
26	2:19.942B	38.018	45.302	56.622	260.1	2:49:33.750
27	5:12.976	3:51.240	40.984	40.752	196.6	2:54:46.726
28	1:52.411	35.223	38.353	38.835	257.6	2:56:39.137
29	1:52.742	35.005	38.849	38.888	263.9	2:58:31.879
30	1:57.964	36.919	40.580	40.465	222.3	3:00:29.843
31	1:52.769	35.151	38.431	39.187	257.0	3:02:22.612
32	1:51.884	35.042	38.173	38.669	263.9	3:04:14.496
33	1:58.772	39.814	39.895	39.063	244.3	3:06:13.268
34	1:51.862	35.000	38.178	38.684	265.2	3:08:05.130
35	2:24.233B	43.148	44.830	56.255	146.5	3:10:29.363
36	30:39.914	...	48.713	45.533	131.9	3:41:09.277
37	2:03.515	38.712	42.544	42.259	188.1	3:43:12.792
38	2:07.580	40.345	43.692	43.543	191.4	3:45:20.372
39	2:02.446	38.045	42.261	42.140	203.6	3:47:22.818
40	2:35.701B	43.839	48.786	1:03.076	185.5	3:49:58.519

995 BUTTI
ELITE MOTORSPORT VW GOLF

1	9:37.248B	7:57.108	46.839	53.301	120.1	9:37.248
2	3:22.258	1:51.072	43.802	47.384	181.5	12:59.506
3	2:15.175	47.303	42.597	45.275	229.9	15:14.681
4	2:06.418	39.589	42.796	44.033	227.4	17:21.099
5	2:10.030	44.007	42.386	43.637	213.2	19:31.129
6	2:05.832	40.525	42.398	42.909	221.4	21:36.961
7	2:07.494	40.242	43.991	43.261	219.2	23:44.455
8	2:05.300	39.653	42.181	43.466	226.5	25:49.755
9	2:17.017B	39.962	43.801	53.254	221.4	28:06.772
10	10:32.340	9:05.984	43.217	43.139	159.9	38:39.112
11	2:15.387	42.572	42.291	50.524	232.8	40:54.499
12	2:14.996	45.523	42.858	46.615	210.3	43:09.495
13	2:05.930	40.157	42.457	43.316	227.0	45:15.425
14	2:05.224	39.762	42.217	43.245	227.0	47:20.649
15	2:17.162B	39.775	43.370	54.017	231.3	49:37.811
16	9:35.822	8:05.910	45.910	44.002	174.0	59:13.633
17	2:04.705	39.728	41.739	43.238	236.3	1:01:18.338
18	2:05.917	40.211	42.427	43.279	234.3	1:03:24.255
19	2:05.310	39.598	42.704	43.008	240.0	1:05:29.565
20	2:17.984B	39.774	43.455	54.755	238.4	1:07:47.549
21	51:57.634	...	51.189	47.494	135.6	1:59:45.183
22	2:06.129	40.014	42.289	43.826	212.3	2:01:51.312
23	2:04.532	39.591	42.183	42.758	227.0	2:03:55.844
24	2:03.468	39.356	41.925	42.187	232.3	2:05:59.312
25	2:03.511	39.281	41.667	42.563	232.8	2:08:02.823
26	2:03.233	39.191	41.574	42.468	235.8	2:10:06.056
27	2:15.608	47.002	42.356	46.250	233.3	2:12:21.664
28	2:15.618	43.488	48.605	43.525	235.3	2:14:37.282
29	2:05.040	39.540	42.455	43.045	223.7	2:16:42.322
30	2:13.470B	39.620	43.039	50.811	225.1	2:18:55.792
31	10:05.839	8:40.638	42.336	42.865	154.7	2:29:01.631
32	2:06.346	40.069	43.558	42.719	234.3	2:31:07.977
33	2:04.898	39.561	42.661	42.676	229.9	2:33:12.875
34	2:04.138	39.588	42.021	42.529	225.6	2:35:17.013
35	2:05.091	39.770	42.181	43.140	222.8	2:37:22.104
36	2:15.295B	39.511	41.711	54.073	221.9	2:39:37.399
37	16:16.628	...	46.260	43.455	182.7	2:55:54.027





Professional Track Days Monza 23-24-25-26.04.2021 Free Practice 2 - GT, TOURING

Sector Analysis

— Invalidated Lap ■ Personal Best ■ Session Best **B** Crossing the pit lane

Lap	Time	Sector 1	Sector 2	Sector 3	T.Sp	Elapsed	Lap	Time	Sector 1	Sector 2	Sector 3	T.Sp	Elapsed
38	2:03.680	39.652	41.525	42.503	241.1	2:57:57.707	37	2:17.746 B	40.295	41.723	55.728	238.4	2:29:55.269
39	2:03.486	39.160	41.665	42.661	240.5	3:00:01.193	38	9:55.760	8:17.783	47.689	50.288	142.7	2:39:51.029
40	2:07.530	39.870	42.835	44.825	241.1	3:02:08.723	39	2:12.934	41.588	45.600	45.746	203.6	2:42:03.963
41	2:03.475	39.145	41.747	42.583	241.6	3:04:12.198	40	2:19.799 B	40.849	46.318	52.632	220.1	2:44:23.762
42	2:08.652	37.669	48.369	42.614	240.5	3:06:20.850	41	4:29.440	2:58.825	45.736	44.879	176.5	2:48:53.202
43	2:03.686	39.222	41.768	42.696	242.7	3:08:24.536	42	2:09.670	40.748	43.966	44.956	222.8	2:51:02.872
44	2:02.624	39.109	41.037	42.478	240.5	3:10:27.160	43	2:09.639	40.646	43.882	45.111	216.6	2:53:12.511
45	2:16.214 B	39.044	45.041	52.129	240.0	3:12:43.374	44	2:09.104	40.573	44.203	44.328	227.4	2:55:21.615
46	24:32.761	...	54.550	45.983	96.0	3:37:16.135	45	2:08.911	40.614	43.888	44.409	219.2	2:57:30.526
47	2:04.077	39.757	42.061	42.259	229.4	3:39:20.212	46	2:08.504	40.381	43.891	44.232	226.0	2:59:39.030
48	2:02.813	39.243	41.546	42.024	235.8	3:41:23.025	47	2:33.300 B	42.536	48.645	1:02.119	192.8	3:02:12.330
49	2:07.684 B	38.815	41.355	47.514	240.5	3:43:30.709	48	8:47.923	7:17.245	45.761	44.917	159.9	3:11:00.253
50	5:29.776	4:05.393	41.986	42.397	174.0	3:49:00.485	49	2:07.652	40.465	43.583	43.604	225.1	3:13:07.905
51	2:02.885	39.034	41.521	42.330	234.8	3:51:03.370	50	2:06.767	40.295	43.032	43.440	226.5	3:15:14.672
52	2:02.787	39.240	41.362	42.185	233.3	3:53:06.157	51	2:06.269	40.048	42.793	43.428	230.8	3:17:20.941
53	2:02.696	39.002	41.484	42.210	238.9	3:55:08.853	52	2:06.649	40.295	42.822	43.532	233.8	3:19:27.590
54	2:12.654	43.788	43.747	45.119	232.8	3:57:21.507	53	2:07.109	40.616	42.980	43.513	227.4	3:21:34.699
55	2:03.149	39.123	41.840	42.186	236.3	3:59:24.656	54	2:31.325 B	41.345	48.478	1:01.502	232.3	3:24:06.024
56	2:27.217 B	43.069	44.786	59.362	154.4	4:01:51.873	55	10:53.907	9:23.704	44.611	45.592	149.8	3:34:59.931
							56	2:09.230	41.272	44.495	43.463	205.1	3:37:09.161
							57	2:04.822	39.749	42.221	42.852	231.3	3:39:13.983
							58	2:04.194	39.540	42.074	42.580	233.3	3:41:18.177
							59	2:19.738 B	39.826	46.900	53.012	227.0	3:43:37.915
							60	4:49.882	3:11.341	52.907	45.634	164.2	3:48:27.797
							61	2:04.841	40.154	42.245	42.442	231.3	3:50:32.638
							62	2:09.401	40.065	44.281	45.055	228.4	3:52:42.039
							63	2:04.762	39.497	42.124	43.141	235.8	3:54:46.801
							64	2:04.419	39.453	42.730	42.236	235.3	3:56:51.220
							65	2:03.346	39.394	41.728	42.224	234.3	3:58:54.566
							66	2:51.176 B	39.416	1:04.036	1:07.724	232.3	4:01:45.742

996 ELITE 3 ELITE MOTORSPORT		CUPRA LEON COMPETICION				
1	16:10.911	...	50.821	46.632	168.3	16:10.911
2	2:07.987	40.185	43.203	44.599	232.8	18:18.898
3	2:07.162	40.123	42.818	44.221	234.3	20:26.060
4	2:17.926	40.301	53.834	43.791	234.8	22:43.986
5	2:05.387	39.381	42.275	43.731	234.8	24:49.373
6	2:12.768 B	39.281	42.336	51.151	240.5	27:02.141
7	4:32.085	3:04.671	43.330	44.084	168.3	31:34.226
8	2:05.254	39.465	42.529	43.260	236.9	33:39.480
9	2:18.010 B	39.667	44.842	53.501	236.9	35:57.490
10	11:43.333	...	53.796	44.371	154.9	47:40.823
11	2:11.084	41.523	44.096	45.465	232.3	49:51.907
12	2:10.141	41.747	44.739	43.655	181.5	52:02.048
13	2:06.847	40.816	42.982	43.049	238.4	54:08.895
14	2:11.046	40.026	47.002	44.018	237.9	56:19.941
15	2:07.112	40.053	43.797	43.262	239.5	58:27.053
16	2:06.655	39.474	42.754	44.427	235.8	1:00:33.708
17	2:06.123	39.766	43.020	43.337	236.9	1:02:39.831
18	2:15.522 B	40.140	43.166	52.216	240.5	1:04:55.353
19	4:33.965	3:02.150	42.800	49.015	180.0	1:09:29.318
20	2:05.125	39.813	42.035	43.277	235.3	1:11:34.443
21	2:07.459	41.386	42.519	43.554	230.8	1:13:41.902
22	2:05.658	39.890	42.095	43.673	233.8	1:15:47.560
23	2:13.219	40.494	49.457	43.268	234.8	1:18:00.779
24	2:23.221 B	42.934	45.838	54.449	237.4	1:20:24.000
25	37:38.043	...	57.874	46.026	131.0	1:58:02.043
26	2:07.082	40.799	42.928	43.355	233.3	2:00:09.125
27	2:05.694	40.621	42.231	42.842	235.8	2:02:14.819
28	2:05.166	39.594	42.594	42.978	240.5	2:04:19.985
29	2:06.071	40.193	43.212	42.666	240.5	2:06:26.056
30	2:04.570	39.070	42.231	43.269	241.1	2:08:30.626
31	2:15.402 B	39.521	44.413	51.468	239.5	2:10:46.028
32	8:32.036	7:05.742	42.489	43.805	180.0	2:19:18.064
33	2:05.724	39.501	42.370	43.853	235.3	2:21:23.788
34	2:04.504	39.207	42.465	42.832	239.5	2:23:28.292
35	2:04.324	39.683	41.516	43.125	238.4	2:25:32.616
36	2:04.907	39.765	42.260	42.882	237.4	2:27:37.523

