

Professional Track Days

Monza 23-24-25-26.04.2021


Free Practice 3 - GT, TOURING

Sector Analysis

— Invalidated Lap
 ■ Personal Best
 ■ Session Best
 ■ Crossing the pit lane

Lap	Time	Sector 1	Sector 2	Sector 3	T.Sp	Elapsed	Lap	Time	Sector 1	Sector 2	Sector 3	T.Sp	Elapsed	
002	SCUDERIA DEL GIRASOLE 1. GIRASOLE 3						CUPRA LEON COMPETICION TCR	15	1:48.455	34.628	36.458	37.369	275.2	47:51.695
	1	6:54.404	5:16.990	48.840	48.574	122.3	6:54.404	16	1:51.218	34.069	37.621	39.528	275.9	49:42.913
	2	2:14.451	43.143	44.843	46.465	172.0	9:08.855	17	1:46.597	34.146	36.025	36.426	277.3	51:29.510
	3	2:10.116	40.312	44.258	45.546	184.6	11:18.971	18	1:47.510	34.169	36.458	36.883	276.6	53:17.020
	4	2:17.424B	40.155	44.278	52.991	203.2	13:36.395	19	1:54.053B	34.054	36.190	43.809	275.9	55:11.073
	5	5:07.457	3:42.576	42.494	42.387	191.7	18:43.852							
	6	2:07.959	38.351	41.765	47.843	246.0	20:51.811							
	7	2:31.141B	37.907	44.657	1:08.577	248.8	23:22.952							
	8	13:38.760	...	47.962	44.593	178.8	37:01.712							
	9	2:09.311	40.886	44.196	44.229	184.6	39:11.023							
	10	1:59.723	38.459	40.355	40.909	244.9	41:10.746							
	11	1:59.377	37.938	40.679	40.760	249.9	43:10.123							
	12	1:58.312	37.786	40.028	40.498	250.5	45:08.435							
	13	1:58.332	37.863	40.025	40.444	251.1	47:06.767							
	14	2:25.235B	41.719	46.336	57.180	250.5	49:32.002							
005	BF MOTORSPORT 1. BF MOTORSPORT						Audi RS3 LMS TCR TCR	15	1:48.455	34.628	36.458	37.369	275.2	47:51.695
	1	9:52.578	8:11.190	51.730	49.658	129.7	9:52.578	16	1:51.218	34.069	37.621	39.528	275.9	49:42.913
	2	2:20.341	45.839	46.940	47.562	229.4	12:12.919	17	1:46.597	34.146	36.025	36.426	277.3	51:29.510
	3	2:12.466	42.168	44.653	45.645	222.3	14:25.385	18	1:47.510	34.169	36.458	36.883	276.6	53:17.020
	4	2:09.750	40.931	44.104	44.715	210.7	16:35.135	19	1:54.053B	34.054	36.190	43.809	275.9	55:11.073
	5	2:17.544	40.480	52.272	44.792	229.9	18:52.679							
	6	2:08.336	39.731	44.434	44.171	228.9	21:01.015							
	7	3:08.363B	40.096	59.126	1:29.141	206.3	24:09.378							
	8	6:54.857	5:24.370	45.844	44.643	160.1	31:04.235							
	9	2:07.566	40.151	43.698	43.717	211.5	33:11.801							
	10	2:07.003	40.104	43.243	43.656	214.4	35:18.804							
	11	2:06.328	39.701	43.612	43.015	228.4	37:25.132							
	12	2:07.884	40.547	43.279	44.058	221.0	39:33.016							
	13	2:06.147	39.853	43.183	43.111	223.2	41:39.163							
	14	2:28.702B	39.880	46.405	1:02.417	222.8	44:07.865							
15	7:30.947	5:56.708	45.200	49.039	170.1	51:38.812								
16	2:06.139	40.004	43.021	43.114	227.0	53:44.951								
17	2:06.052	39.809	42.852	43.391	234.3	55:51.003								
008	GRUPPEM RACING 1. Daniel Juncadella JUNCAE						AMG GT3 GT3	15	1:48.455	34.628	36.458	37.369	275.2	47:51.695
	1	6:40.633B	4:55.562	48.645	56.426	144.8	6:40.633	16	1:51.218	34.069	37.621	39.528	275.9	49:42.913
	2	3:56.289	2:34.261	40.957	41.071	164.2	10:36.922	17	1:46.597	34.146	36.025	36.426	277.3	51:29.510
	3	1:51.166	35.173	37.820	38.173	254.6	12:28.088	18	1:47.510	34.169	36.458	36.883	276.6	53:17.020
	4	1:52.177	34.708	37.943	39.526	273.2	14:20.265	19	1:54.053B	34.054	36.190	43.809	275.9	55:11.073
	5	1:48.002	34.397	36.618	36.987	274.5	16:08.267							
	6	1:47.486	34.301	36.349	36.836	275.2	17:55.753							
	7	1:56.404B	34.152	37.668	44.584	277.3	19:52.157							
	8	10:27.137	9:08.835	40.806	37.496	208.3	30:19.294							
	9	1:48.525	34.468	36.895	37.162	276.6	32:07.819							
	10	1:49.106	34.417	36.911	37.778	278.8	33:56.925							
	11	1:47.552	34.337	36.253	36.962	276.6	35:44.477							
	12	1:54.705B	34.358	36.646	43.701	277.3	37:39.182							
	13	6:34.778	5:15.915	39.969	38.894	180.0	44:13.960							
	14	1:49.280	34.868	37.268	37.144	267.8	46:03.240							
8	HUBER RACING 1. DON						Porsche 992 GT3 Cup C. CUP	15	1:48.455	34.628	36.458	37.369	275.2	47:51.695
	1	6:48.601	5:10.611	49.549	48.441	134.9	6:48.601	16	1:51.218	34.069	37.621	39.528	275.9	49:42.913
	2	2:15.146	39.428	48.168	47.550	217.0	9:03.747	17	1:46.597	34.146	36.025	36.426	277.3	51:29.510
	3	1:55.419	35.838	39.403	40.178	243.2	10:59.166	18	1:47.510	34.169	36.458	36.883	276.6	53:17.020
	4	1:52.704	35.070	38.554	39.080	266.5	12:51.870	19	1:54.053B	34.054	36.190	43.809	275.9	55:11.073
	5	1:52.894	35.101	38.591	39.202	268.4	14:44.764							
	6	1:54.153	36.280	38.567	39.306	257.6	16:38.917							
	7	1:52.459	35.217	38.313	38.929	262.6	18:31.376							
	8	1:52.287	35.175	38.162	38.950	265.8	20:23.663							
	9	2:02.373B	35.258	39.445	47.670	265.2	22:26.036							
	10	9:05.416	7:30.763	48.177	46.476	160.8	31:31.452							
	11	2:06.844	38.175	47.822	40.847	229.4	33:38.296							
	12	1:52.570	35.379	38.475	38.716	258.9	35:30.866							
	13	1:51.119	34.897	37.843	38.379	271.1	37:21.985							
	14	1:51.472	35.036	38.047	38.389	266.5	39:13.457							
15	1:51.782	35.025	37.787	38.970	261.3	41:05.239								
16	2:01.168B	35.157	39.585	46.426	266.5	43:06.407								
17	4:05.397	2:45.166	40.154	40.077	210.3	47:11.804								
18	1:52.122	35.354	37.994	38.774	238.4	49:03.926								
19	1:51.572	34.894	37.823	38.855	254.0	50:55.498								
20	1:50.965	34.916	37.497	38.552	260.7	52:46.463								
21	1:53.001	34.883	39.317	38.801	255.8	54:39.464								
22	1:50.269	34.800	37.589	37.880	260.7	56:29.733								
012	CLRT 1. E. SPENLE						Porsche 992 GT3 Cup C. CUP	15	1:48.455	34.628	36.458	37.369	275.2	47:51.695
	1	6:56.044	5:11.125	53.055	51.864	122.2	6:56.044	16	1:51.218	34.069	37.621	39.528	275.9	49:42.913
	2	2:15.032	45.259	45.708	44.065	139.6	9:11.076	17	1:46.597	34.146	36.025	36.426	277.3	51:29.510
	3	2:23.278	45.344	47.447	50.487	147.5	11:34.354	18	1:47.510	34.169	36.458	36.883	276.6	53:17.020
	4	2:04.246	40.667	41.944	41.635	152.9	13:38.600	19	1:54.053B	34.054	36.190	43.809	275.9	55:11.073
	5	2:02.054	37.975	43.344	40.735	176.8	15:40.654							
	6	2:27.407B	37.374	42.762	1:07.271	200.2	18:08.061							
	7	12:02.549	...	41.316	39.929	157.6	30:10.610							
	8	1:59.934	37.892	39.995	42.047	197.3	32:10.544							
	9	1:53.806	36.080	38.391	39.335	217.4	34:04.350							
	10	2:25.910B	35.709	43.977	1:06.224	236.3	36:30.260							
	11	8:57.887	7:31.617	45.461	40.809	175.9	45:28.147							
	12	1:54.847	36.282	39.455	39.110	217.4	47:22.994							
	13	1:55.796	35.872	38.437	41.487	231.3	49:18.790							
	14	1:51.970	35.508	38.082	38.380	247.7	51:10.760							
15	1:54.429	35.665	40.270	38.494	250.5	53:05.189								
16	2:47.916B	41.928	56.722	1:09.266	251.1	55:53.105								
16	MARTINET by Almeras 1. U. GAZIL						PORSCHE 911 GT3 CUP C. CUP	15	1:48.455	34.628	36.458	37.369	275.2	47:51.695
	1	6:32.383	4:55.107	48.231	49.045	137.1	6:32.383	16	1:51.218	34.069	37.621	39.528	275.9	49:42.913
2	2:14.733	43.970	48.613	42.150	197.7	8:47.116								





Professional Track Days

Monza 23-24-25-26.04.2021

Free Practice 3 - GT, TOURING

Sector Analysis

— Invalidated Lap
 ■ Personal Best
 ■ Session Best
 ■ Crossing the pit lane

Lap	Time	Sector 1	Sector 2	Sector 3	T.Spd	Elapsed	Lap	Time	Sector 1	Sector 2	Sector 3	T.Spd	Elapsed
3	1:53.197	35.813	38.547	38.837	243.8	10:40.313							
4	1:51.943	35.059	38.285	38.599	262.0	12:32.256							
5	1:54.918	35.836	39.562	39.520	265.2	14:27.174							
6	1:52.946	35.474	38.386	39.086	248.8	16:20.120							
7	1:51.770	35.044	38.081	38.645	263.9	18:11.890							
8	2:00.492B	35.054	38.755	46.683	267.1	20:12.382							
9	10:26.061	8:47.381	50.714	47.966	143.8	30:38.443							
10	2:02.293	41.966	40.414	39.913	189.1	32:40.736							
11	1:51.801	35.197	38.170	38.434	252.8	34:32.537							
12	1:54.431	35.569	38.081	40.781	273.2	36:26.968							
13	1:51.274	34.981	38.115	38.178	269.1	38:18.242							
14	1:51.054	34.865	37.555	38.634	273.2	40:09.296							
15	1:58.921B	34.904	37.793	46.224	271.1	42:08.217							
16	7:55.447	6:38.341	38.320	38.786	209.5	50:03.664							
17	1:51.349	35.161	37.765	38.423	265.8	51:55.013							
18	1:51.851	34.924	38.455	38.472	271.1	53:46.864							
19	1:53.934	36.003	38.968	38.963	232.3	55:40.798							

019 HUBER RACING		Porsche 992 GT3 Cup					
1. TEIX		C. CUP					
1	6:36.024	5:05.234	48.227	42.563	139.4	6:36.024	
2	1:59.021	37.365	42.531	39.125	218.8	8:35.045	
3	2:00.865B	35.060	40.238	45.567	262.0	10:35.910	
4	4:03.508	2:46.699	38.328	38.481	197.7	14:39.418	
5	1:53.149	34.904	38.879	39.366	264.5	16:32.567	
6	1:52.485	35.696	38.416	38.373	256.4	18:25.052	
7	1:50.397	34.858	37.512	38.027	262.6	20:15.449	
8	2:08.475B	35.141	39.926	53.408	263.2	22:23.924	
9	7:53.155	6:34.902	39.557	38.696	148.1	30:17.079	
10	1:52.321	35.100	38.436	38.785	260.7	32:09.400	
11	1:51.995	35.039	37.653	39.303	264.5	34:01.395	
12	1:50.705	35.019	37.659	38.027	263.2	35:52.100	
13	1:51.103	34.727	37.822	38.554	260.7	37:43.203	
14	1:51.095	34.807	37.917	38.371	258.2	39:34.298	
15	1:51.229	35.101	37.845	38.283	254.0	41:25.527	
16	1:58.964B	35.003	37.752	46.209	254.0	43:24.491	


21 SCUDERIA DEL GIRASOLE		CUPRA LEON COMPETICION					
1. GIRASOLE 2		TCR					
1	7:09.771	5:17.357	55.409	57.005	132.1	7:09.771	
2	2:37.381B	46.205	51.021	1:00.155	162.0	9:47.152	
3	4:58.357	3:17.591	48.624	52.142	150.8	14:45.509	
4	2:13.934	40.676	46.006	47.252	205.5	16:59.443	
5	2:10.018	39.443	44.936	45.639	227.0	19:09.461	
6	2:10.156	39.778	44.326	46.052	220.5	21:19.617	
7	2:54.839B	39.237	47.542	1:28.060	225.6	24:14.456	
8	7:43.091	6:09.166	46.689	47.236	160.6	31:57.547	
9	2:07.653	39.326	42.464	45.863	225.1	34:05.200	
10	2:19.371B	38.738	45.106	55.527	237.9	36:24.571	
11	7:45.208B	5:57.718	49.594	57.896	130.7	44:09.779	
12	4:14.840	2:43.991	45.379	45.470	162.0	48:24.619	
13	2:08.582	39.540	44.381	44.661	232.3	50:33.201	
14	2:06.432	39.375	42.701	44.356	229.9	52:39.633	
15	2:05.267	38.847	42.491	43.929	241.1	54:44.900	
16	2:07.591	39.788	43.105	44.698	215.3	56:52.491	

023 MARTINET by Almeras		Porsche 911 GT3 Cup					
1.V. WEYRICH		C. CUP					
1	6:40.567	5:01.918	51.523	47.126	127.6	6:40.567	
2	2:12.002	42.222	43.586	46.194	190.4	8:52.569	
3	1:54.821	36.175	38.952	39.694	205.5	10:47.390	
4	1:53.604	35.509	38.580	39.515	234.3	12:40.994	
5	2:08.981B	35.269	45.719	47.993	243.8	14:49.975	
6	6:13.513	4:39.513	47.984	46.016	156.9	21:03.488	
7	3:03.172B	40.181	52.897	1:30.094	194.5	24:06.660	
8	6:04.710	4:45.256	39.655	39.799	117.2	30:11.370	
9	1:53.270	35.527	38.705	39.038	242.1	32:04.640	
10	1:53.078	35.555	38.370	39.153	239.5	33:57.718	
11	1:52.733	35.096	38.600	39.037	241.6	35:50.451	
12	1:52.576	35.154	38.045	39.377	248.2	37:43.027	
13	1:52.083	35.452	38.024	38.607	228.4	39:35.110	
14	2:01.573B	36.968	37.981	46.624	209.9	41:36.683	
15	4:34.584	3:17.181	38.544	38.859	166.2	46:11.267	
16	1:51.510	35.135	37.819	38.556	248.8	48:02.777	
17	1:52.438	35.616	38.210	38.612	252.3	49:55.215	
18	1:51.871	35.254	38.124	38.493	246.5	51:47.086	
19	2:00.656B	34.921	39.135	46.600	252.8	53:47.742	

28 SCUDERIA DEL GIRASOLE		CUPRA LEON COMPETICION					
1. GIRASOLE 1		TCR					
1	7:13.210B	5:13.703	55.123	1:04.384	127.0	7:13.210	
2	2:58.175B	1:06.417	50.035	1:01.723	134.7	10:11.385	
3	5:24.876	3:48.566	45.072	51.238	122.4	15:36.261	
4	2:07.978	40.212	43.139	44.627	190.4	17:44.239	
5	2:03.711	38.562	41.733	43.416	225.1	19:47.950	
6	2:02.688	38.068	41.439	43.181	229.4	21:50.638	
7	2:48.582B	47.489	57.783	1:03.310	148.9	24:39.220	
8	7:02.282	5:20.451	47.252	54.579	136.6	31:41.502	
9	2:05.412	38.820	42.339	44.253	219.2	33:46.914	
10	2:04.391	38.532	41.757	44.102	227.9	35:51.305	
11	2:02.661	38.614	41.457	42.590	210.3	37:53.966	
12	2:01.600	37.923	41.231	42.446	229.4	39:55.566	
13	2:14.954B	38.017	41.521	55.416	230.3	42:10.520	
14	5:16.649	3:40.067	46.723	49.859	114.2	47:27.169	
15	2:05.180	39.452	41.875	43.853	203.6	49:32.349	
16	2:05.339	39.945	41.882	43.512	197.0	51:37.688	
17	2:01.753	38.500	40.999	42.254	226.0	53:39.441	
18	2:01.673	38.141	40.973	42.559	226.0	55:41.114	

35 YDEO COMPETITION		Porsche 992					
1. FRETIN 35		C. CUP					
1	7:31.344	5:37.515	54.855	58.974	120.9	7:31.344	
2	2:24.365	46.576	48.893	48.896	153.1	9:55.709	
3	2:18.086	41.793	46.044	50.249	177.9	12:13.795	
4	2:14.904	42.127	45.669	47.108	177.6	14:28.699	
5	2:16.620B	40.731	44.000	51.889	188.7	16:45.319	
6	14:06.662	...	44.594	44.929	136.4	30:51.981	
7	2:06.900	39.628	43.073	44.199	189.1	32:58.881	
8	2:06.765	39.478	42.896	44.391	191.4	35:05.646	





Professional Track Days

Monza 23-24-25-26.04.2021

Free Practice 3 - GT, TOURING

Sector Analysis

— Invalidated Lap
 ■ Personal Best
 ■ Session Best
 ■ Crossing the pit lane

Lap	Time	Sector 1	Sector 2	Sector 3	T.Spd	Elapsed	Lap	Time	Sector 1	Sector 2	Sector 3	T.Spd	Elapsed
9	2:10.907B	38.726	42.401	49.780	196.2	37:16.553	7	2:06.065	37.367	46.665	42.033	251.7	19:44.177
10	9:12.681	7:41.915	45.243	45.523	126.0	46:29.234	8	2:00.224	37.003	41.201	42.020	254.6	21:44.401
11	2:06.658	39.715	43.524	43.419	172.3	48:35.892	9	2:46.813B	48.304	53.121	1:05.388	168.6	24:31.214
12	2:04.008	38.083	42.835	43.090	195.2	50:39.900	10	10:07.365	8:25.678	49.808	51.879	72.3	34:38.579
13	2:02.284	37.820	41.938	42.526	225.1	52:42.184	11	2:12.705	41.279	43.965	47.461	195.2	36:51.284
14	2:02.451	37.061	42.835	42.555	226.5	54:44.635	12	2:02.983	39.774	41.262	41.947	252.8	38:54.267
15	2:11.495B	38.452	42.425	50.618	240.5	56:56.130	13	2:00.029	37.156	41.401	41.472	250.5	40:54.296

58

RAM AUTORACING
 1. Alberto LIPPI
 2. Luca FILIPPI

Ferrari 488
 GT3

1	10:24.626B	8:41.991	47.139	55.496	131.3	10:24.626
2	5:21.238	3:57.363	42.435	41.440	112.3	15:45.864
3	1:56.574	35.650	40.177	40.747	267.1	17:42.438
4	1:55.123	35.807	39.507	39.809	261.3	19:37.561
5	1:54.232	35.428	39.250	39.554	272.5	21:31.793
6	2:39.825B	35.423	38.883	1:25.519	272.5	24:11.618
7	8:31.260	7:12.107	39.323	39.830	205.9	32:42.878
8	1:51.877	35.196	38.089	38.592	272.5	34:34.755
9	1:51.148	34.892	37.877	38.379	274.5	36:25.903
10	1:50.578	34.928	37.550	38.100	273.2	38:16.481
11	1:51.406	34.763	37.802	38.841	273.9	40:07.887
12	1:50.965	34.891	37.837	38.237	273.9	41:58.852
13	1:50.578	34.501	37.876	38.201	274.5	43:49.430
14	1:50.091	34.753	37.282	38.056	273.2	45:39.521
15	2:03.747B	34.586	39.034	50.127	274.5	47:43.268
16	7:20.031	6:02.383	39.009	38.639	208.3	55:03.299

067

TSUNAMI RT
 1. TSUNAMI 2

PORSCHE 911 GT3 CUP
 C. CUP

1	10:25.060	8:50.621	46.990	47.449	139.9	10:25.060
2	2:03.298	40.335	40.185	42.778	200.6	12:28.358
3	2:00.130	37.860	41.859	40.411	239.5	14:28.488
4	1:53.962	35.680	38.966	39.316	236.9	16:22.450
5	1:52.785	34.873	38.844	39.068	262.6	18:15.235
6	1:52.539	34.943	38.617	38.979	273.2	20:07.774
7	7:17.388B	34.785	5:38.153	1:04.450	273.2	27:25.162
8	12:36.486	...	47.462	46.876	154.0	40:01.648
9	1:57.054	36.378	40.027	40.649	225.1	41:58.702
10	1:57.070	35.846	39.003	42.221	246.0	43:55.772
11	1:53.206	34.985	38.840	39.381	270.4	45:48.978
12	1:53.323	34.744	39.216	39.363	276.6	47:42.301
13	1:52.164	34.701	38.328	39.135	275.9	49:34.465
14	1:53.128	35.527	38.575	39.026	230.3	51:27.593
15	1:52.950	34.678	38.968	39.304	274.5	53:20.543
16	1:52.308	34.486	38.855	38.967	278.1	55:12.851

69

PINETTI MOTORSPORT
 1. ZANASI

BMW M2 CS RACING
 M2 CS Cup

1	7:22.523	5:44.570	48.286	49.667	156.4	7:22.523
2	2:06.877	41.108	42.592	43.177	181.8	9:29.400
3	2:03.718	38.449	42.048	43.221	249.4	11:33.118
4	2:01.245	37.363	41.495	42.387	240.5	13:34.363
5	2:00.439	37.244	41.097	42.098	255.2	15:34.802
6	2:03.310	39.793	41.326	42.191	235.3	17:38.112

7	2:06.065	37.367	46.665	42.033	251.7	19:44.177
8	2:00.224	37.003	41.201	42.020	254.6	21:44.401
9	2:46.813B	48.304	53.121	1:05.388	168.6	24:31.214
10	10:07.365	8:25.678	49.808	51.879	72.3	34:38.579
11	2:12.705	41.279	43.965	47.461	195.2	36:51.284
12	2:02.983	39.774	41.262	41.947	252.8	38:54.267
13	2:00.029	37.156	41.401	41.472	250.5	40:54.296
14	1:59.388	37.186	40.754	41.448	247.7	42:53.684
15	1:59.404	37.208	40.890	41.306	251.1	44:53.088
16	2:01.121	37.271	41.600	42.250	252.8	46:54.209
17	2:00.101	37.201	40.840	42.060	252.3	48:54.310
18	3:11.453B	1:34.505	45.482	51.466	96.5	52:05.763

88

LP RACING
 1. Pietro PEROLINI
 2. Jonathan CECOTTO

Lamborghini Huracan GT3 Evo
 GT3

1	19:10.265	...	37.744	37.592	201.0	19:10.265
2	1:48.966	34.788	36.880	37.298	275.2	20:59.231
3	2:25.093B	34.710	41.431	1:08.952	274.5	23:24.324
4	7:17.951	5:44.409	44.334	49.208	164.5	30:42.275
5	1:51.064	35.018	37.758	38.288	272.5	32:33.339
6	1:50.745	34.980	37.463	38.302	273.2	34:24.084
7	1:53.022	34.903	39.745	38.374	273.9	36:17.106
8	1:50.842	35.095	37.513	38.234	273.2	38:07.948
9	1:50.947	34.972	37.682	38.293	273.2	39:58.895
10	1:50.909	34.849	37.820	38.240	274.5	41:49.804
11	1:55.326	34.769	39.048	41.509	273.9	43:45.130
12	1:49.799	34.661	37.289	37.849	273.9	45:34.929
13	1:59.062B	34.834	38.392	45.836	274.5	47:33.991
14	5:23.921	3:59.114	38.497	46.310	173.1	52:57.912
15	1:57.897	34.970	37.368	45.559	273.2	54:55.809
16	1:53.777	36.037	39.521	38.219	252.8	56:49.586

89

HUBER RACING
 1. BAS

Porsche 992 GT3 Cup
 C. CUP

1	6:51.655	5:03.974	58.260	49.421	126.6	6:51.655
2	2:06.267	39.704	44.352	42.211	213.2	8:57.922
3	1:53.002	35.505	38.493	39.004	241.6	10:50.924
4	1:51.697	35.260	37.966	38.471	260.7	12:42.621
5	1:53.948	35.088	38.097	40.763	260.1	14:36.569
6	1:56.806	36.949	39.514	40.343	254.6	16:33.375
7	1:53.846	35.243	39.828	38.775	260.7	18:27.221
8	1:51.449	34.970	38.028	38.451	262.0	20:18.670
9	2:04.117B	34.824	38.003	51.290	263.9	22:22.787
10	11:00.774	9:26.683	49.870	44.221	127.2	33:23.561
11	2:01.458	41.265	40.475	39.718	221.0	35:25.019
12	1:52.264	35.215	38.423	38.626	247.7	37:17.283
13	2:02.525	46.273	37.973	38.279	263.9	39:19.808
14	1:50.641	35.075	37.509	38.057	258.9	41:10.449
15	1:52.142	34.960	38.794	38.388	258.9	43:02.591
16	2:01.797B	35.125	37.698	48.974	258.9	45:04.388


99

CLRT
 1. M. KLEIN
 2. E. SPENLE

Porsche 992 GT3 Cup
 C. CUP

1	7:07.636	5:43.847	41.994	41.795	189.1	7:07.636
---	----------	----------	--------	--------	-------	----------





Professional Track Days

Monza 23-24-25-26.04.2021

Free Practice 3 - GT, TOURING

Sector Analysis

— Invalidated Lap ■ Personal Best ■ Session Best B Crossing the pit lane

Lap	Time	Sector 1	Sector 2	Sector 3	T.Spd	Elapsed	Lap	Time	Sector 1	Sector 2	Sector 3	T.Spd	Elapsed
2	1:53.866	35.813	39.095	38.958	243.8	9:01.502	7	7:21.295	6:03.582	37.989	39.724	209.1	31:26.512
3	1:51.570	35.287	37.968	38.315	261.3	10:53.072	8	1:49.567	34.789	37.384	37.394	274.5	33:16.079
4	1:51.306	35.124	37.755	38.427	265.2	12:44.378	9	1:49.155	34.500	37.192	37.463	277.3	35:05.234
5	1:52.446	35.014	37.594	39.838	266.5	14:36.824	10	1:48.876	34.441	37.124	37.311	278.8	36:54.110
6	1:54.348	35.807	38.201	40.340	254.6	16:31.172	11	1:56.812 B	34.505	37.109	45.198	278.8	38:50.922
7	2:02.626 B	36.019	37.481	49.126	271.8	18:33.798	12	7:17.300	6:00.796	38.402	38.102	129.6	46:08.222
8	12:40.134	...	38.658	39.012	148.3	31:13.932	13	1:49.791	34.876	37.189	37.726	272.5	47:58.013
9	1:51.659	35.354	37.875	38.430	258.2	33:05.591	14	1:49.194	34.683	37.112	37.399	275.2	49:47.207
10	1:51.465	35.145	38.076	38.244	270.4	34:57.056	15	1:51.272	34.716	37.873	38.683	273.9	51:38.479
11	1:50.900	35.080	37.731	38.089	267.8	36:47.956	16	1:49.069	34.544	37.021	37.504	276.6	53:27.548
12	1:50.902	35.191	37.534	38.177	271.8	38:38.858	17	1:48.488	34.495	36.871	37.122	276.6	55:16.036
13	2:01.679 B	35.237	37.452	48.990	267.1	40:40.537							
14	7:43.985	6:27.041	38.303	38.641	202.5	48:24.522							
15	1:51.305	35.225	37.796	38.284	264.5	50:15.827							
16	1:50.981	35.220	37.649	38.112	269.8	52:06.808							
17	1:51.376	35.086	37.782	38.508	273.2	53:58.184							
18	2:07.242 B	35.125	38.500	53.617	269.1	56:05.426							

120 AUDI SPORT ITALIA Audi R8 LMS GT3
 1. ASI 12

1	6:51.625 B	5:14.790	46.088	50.747	127.5	6:51.625
2	5:18.864	4:01.005	38.440	39.419	206.7	12:10.489
3	1:49.438	34.949	37.062	37.427	271.1	13:59.927
4	1:48.772	34.553	36.938	37.281	273.9	15:48.699
5	1:53.464	34.531	38.866	40.067	275.9	17:42.163
6	1:48.724	34.546	36.942	37.236	275.9	19:30.887
7	1:51.715	34.590	36.814	40.311	274.5	21:22.602
8	2:47.738 B	34.986	43.750	1:29.002	275.9	24:10.340
9	17:24.405	...	41.814	39.539	175.4	41:34.745
10	1:53.167	35.513	37.910	39.744	267.1	43:27.912
11	1:50.531	35.077	37.845	37.609	271.8	45:18.443
12	1:51.970	34.760	38.833	38.377	273.2	47:10.413
13	1:49.111	34.943	36.956	37.212	274.5	48:59.524
14	1:52.948	35.916	37.848	39.184	275.9	50:52.472
15	1:53.028	35.062	37.172	40.794	274.5	52:45.500
16	2:00.522 B	35.125	39.407	45.990	276.6	54:46.022

135 YDEO COMPETITION Porsche 992 C. CUP
 1. FRETIN 135

1	32:32.498 B	...	49.016	54.511	155.1	32:32.498
2	4:59.324 B	2:42.994	1:00.380	1:15.950	139.0	37:31.822
3	13:10.874	...	46.108	43.856	192.8	50:42.696
4	2:00.628	36.943	41.396	42.289	227.9	52:43.324
5	2:01.990	38.709	40.830	42.451	204.7	54:45.314
6	2:05.919 B	37.627	40.462	47.830	234.8	56:51.233

140 AUDI SPORT ITALIA Audi R8 LMS GT3
 1. ASI 14

1	7:08.606	5:39.562	42.963	46.081	159.9	7:08.606
2	2:04.841 B	37.171	39.126	48.544	237.4	9:13.447
3	8:13.794	6:57.620	38.208	37.966	210.3	17:27.241
4	1:52.766	35.180	38.727	38.859	275.2	19:20.007
5	1:49.631	34.740	37.477	37.414	275.2	21:09.638
6	2:55.579 B	34.750	48.611	1:32.218	275.9	24:05.217

181 TSUNAMI RT Porsche 911 GT3 CUP
 1. TSUNAMI 1 C. CUP

1	11:29.791	9:40.058	56.883	52.850	89.6	11:29.791
2	2:00.477	39.122	40.311	41.044	195.9	13:30.268
3	1:54.508	35.235	39.443	39.830	274.5	15:24.776
4	2:04.474 B	35.513	39.879	49.082	268.4	17:29.250
5	16:34.036 B	...	44.120	50.212	136.6	34:03.286
6	4:29.119 B	2:05.870	41.295	1:41.954	140.3	38:32.405


311 BONALDI MOTORSPORT Lamborghini Huracan Super Trofeo
 1. BMS2

1	7:32.673	6:07.026	43.290	42.357	111.1	7:32.673
2	1:58.958	36.727	39.416	42.815	211.1	9:31.631
3	1:52.714	34.927	38.464	39.323	231.3	11:24.345
4	1:54.946	34.854	40.358	39.734	259.5	13:19.291
5	2:10.563 B	34.000	37.683	58.880	271.1	15:29.854
6	14:44.512	...	40.433	41.793	148.7	30:14.366
7	1:52.204	34.546	38.686	38.972	247.7	32:06.570
8	1:52.614	34.068	39.018	39.528	262.0	33:59.184
9	1:49.776	33.718	37.717	38.341	257.6	35:48.960
10	2:00.875 B	33.594	38.334	48.947	280.9	37:49.835
11	6:29.741	4:59.973	45.863	43.905	148.1	44:19.576
12	1:58.137	37.779	39.764	40.594	231.8	46:17.713
13	1:55.669	35.833	39.925	39.911	259.5	48:13.382
14	1:53.581	34.850	38.871	39.860	244.9	50:06.963
15	1:53.502	34.637	38.696	40.169	267.1	52:00.465
16	1:52.830	34.865	38.521	39.444	267.8	53:53.295
17	2:17.811 B	39.116	45.810	52.885	222.3	56:11.106

351 BONALDI MOTORSPORT Lamborghini Huracan Super Trofeo
 1. BMS1

1	7:52.505	6:07.293	50.758	54.454	123.8	7:52.505
2	2:30.605 B	43.620	47.063	59.922	170.7	10:23.110
3	6:27.274	5:00.832	42.935	43.507	129.4	16:50.384
4	1:58.846	36.005	41.203	41.638	255.2	18:49.230
5	2:01.466	35.495	40.587	45.384	273.9	20:50.696
6	2:29.730 B	35.683	45.404	1:08.643	252.8	23:20.426
7	12:22.563	...	43.722	42.541	144.2	35:42.989
8	2:02.017	37.096	41.776	43.145	269.1	37:45.006
9	1:55.698	35.473	39.684	40.541	266.5	39:40.704
10	1:57.223	35.302	40.673	41.248	273.9	41:37.927
11	1:53.477	34.540	39.059	39.878	282.4	43:31.404





Professional Track Days

Monza 23-24-25-26.04.2021

Free Practice 3 - GT, TOURING

Sector Analysis

— Invalidated Lap
 ■ Personal Best
 ■ Session Best
 ■ Crossing the pit lane

Lap	Time	Sector 1	Sector 2	Sector 3	T.Spd	Elapsed	Lap	Time	Sector 1	Sector 2	Sector 3	T.Spd	Elapsed
12	1:53.989	34.544	39.380	40.065	284.6	45:25.393	1	9:04.122 B	7:19.787	47.824	56.511	105.5	9:04.122
13	1:55.829	35.944	39.139	40.746	269.1	47:21.222	2	4:01.628	2:38.815	41.011	41.802	191.7	13:05.750
14	1:56.470	35.088	39.470	41.912	277.3	49:17.692	3	1:55.922	35.607	39.764	40.551	269.8	15:01.672
15	1:52.259	34.514	38.615	39.130	283.1	51:09.951	4	1:56.630	35.553	39.995	41.082	269.1	16:58.302
16	2:23.862 B	34.604	44.336	1:04.922	280.9	53:33.813	5	1:54.763	35.478	39.230	40.055	267.8	18:53.065

881

BEST LAP
 1. BESTLAP
 Challenge

Lap	Time	Sector 1	Sector 2	Sector 3	T.Spd	Elapsed
1	7:09.865	5:22.301	51.094	56.470	135.4	7:09.865
2	2:06.520	38.145	43.890	44.485	235.3	9:16.385
3	2:05.075	38.715	42.051	44.309	201.7	11:21.460
4	2:01.380	37.503	40.982	42.895	232.8	13:22.840
5	2:00.881	36.878	40.859	43.144	269.8	15:23.721
6	1:59.982	36.284	41.073	42.625	268.4	17:23.703
7	2:01.043	36.396	40.793	43.854	273.2	19:24.746
8	2:00.391	36.274	40.626	43.491	271.8	21:25.137
9	2:54.999 B	38.559	52.167	1:24.273	275.9	24:20.136
10	7:09.058	5:38.791	46.892	43.375	152.1	31:29.194
11	1:55.732	35.925	39.602	40.205	244.3	33:24.926
12	1:54.377	35.223	39.358	39.796	269.8	35:19.303
13	1:53.424	35.358	38.827	39.239	250.5	37:12.727
14	1:53.383	35.054	38.525	39.804	276.6	39:06.110
15	1:58.742	35.012	40.750	42.980	277.3	41:04.852
16	2:14.405 B	35.046	40.335	59.024	272.5	43:19.257
17	4:29.369	3:03.599	43.041	42.729	154.4	47:48.626
18	1:56.853	35.235	39.415	42.203	269.8	49:45.479
19	1:55.492	35.194	38.927	41.371	272.5	51:40.971
20	2:05.362	38.762	44.509	42.091	216.6	53:46.333
21	2:12.012 B	35.594	40.261	56.157	250.5	55:58.345

987

EBIMOTORS
 1. Guido PONTI
 2. Tommaso MAINO
 C. CUP

Lap	Time	Sector 1	Sector 2	Sector 3	T.Spd	Elapsed
1	6:44.806	5:11.330	47.203	46.273	145.2	6:44.806
2	1:57.364	36.907	40.164	40.293	236.9	8:42.170
3	1:54.142	35.245	38.787	40.110	269.1	10:36.312
4	2:09.420 B	35.159	42.484	51.777	263.2	12:45.732
5	5:03.440	3:30.795	47.558	45.087	165.2	17:49.172
6	2:01.505	37.602	42.798	41.105	243.2	19:50.677
7	2:21.341 B	35.992	45.232	1:00.117	249.9	22:12.018
8	8:47.471	7:19.472	44.251	43.748	142.3	30:59.489
9	1:59.798	36.789	40.991	42.018	243.8	32:59.287
10	2:01.598	38.760	41.123	41.715	196.6	35:00.885
11	1:57.904	35.910	40.400	41.594	263.9	36:58.789
12	1:56.978	36.079	40.029	40.870	252.3	38:55.767
13	2:12.968	40.523	47.002	45.443	204.7	41:08.735
14	1:59.284	36.253	41.613	41.418	250.5	43:08.019
15	1:56.849	36.222	39.888	40.739	249.4	45:04.868
16	1:56.136	35.841	39.699	40.596	260.7	47:01.004
17	1:56.404	35.889	39.832	40.683	257.6	48:57.408
18	2:00.994	35.944	40.494	44.556	254.0	50:58.402
19	2:31.179 B	44.102	49.400	57.677	180.3	53:29.581

988

EASY RACE
 1. EASYRACECHALLENGE
 Challenge

Lap	Time	Sector 1	Sector 2	Sector 3	T.Spd	Elapsed
6	1:54.349	35.321	38.960	40.068	270.4	20:47.414
7	2:05.349 B	35.020	39.744	50.585	270.4	22:52.763
8	7:30.945	6:07.072	42.887	40.986	167.8	30:23.708
9	1:53.918	35.043	39.077	39.798	270.4	32:17.626
10	1:53.850	35.276	38.729	39.845	263.9	34:11.476
11	1:55.860	34.705	40.909	40.246	272.5	36:07.336
12	2:05.231 B	34.875	39.404	50.952	277.3	38:12.567
13	5:16.257	3:51.641	42.780	41.836	147.5	43:28.824
14	1:55.538	35.586	39.945	40.007	257.6	45:24.362
15	1:55.032	35.785	39.433	39.814	238.9	47:19.394
16	1:54.098	35.407	39.132	39.559	257.0	49:13.492
17	1:53.765	35.406	39.022	39.337	255.8	51:07.257
18	1:54.349	35.370	39.264	39.715	261.3	53:01.606
19	1:53.846	35.245	39.062	39.539	267.8	54:55.452
20	2:07.346 B	35.656	40.654	51.036	255.8	57:02.798

989

EASY RACE
 1. EASYRACEGT3
 Ferrari 488 GT3

Lap	Time	Sector 1	Sector 2	Sector 3	T.Spd	Elapsed
1	7:00.418 B	5:19.177	47.339	53.902	141.0	7:00.418
2	4:50.905	3:30.552	40.075	40.278	146.1	11:51.323
3	1:53.396	35.446	38.706	39.244	249.9	13:44.719
4	1:52.342	35.724	38.145	38.473	255.8	15:37.061
5	1:51.526	35.097	37.845	38.584	240.5	17:28.587
6	1:52.599	34.806	37.995	39.798	266.5	19:21.186
7	1:50.630	34.789	37.616	38.225	275.9	21:11.816
8	2:23.500 B	34.881	47.010	1:01.609	269.8	23:35.316
9	8:03.935	6:48.379	37.669	37.887	212.3	31:39.251
10	1:49.514	34.825	37.024	37.665	275.2	33:28.765
11	1:50.152	34.463	37.053	38.636	276.6	35:18.917
12	1:48.968	34.596	36.940	37.432	276.6	37:07.885
13	1:48.318	34.305	36.872	37.141	272.5	38:56.203
14	1:59.091 B	36.157	39.819	43.115	203.6	40:55.294
15	5:22.588	4:03.381	39.489	39.718	175.9	46:17.882
16	1:51.978	35.910	38.036	38.032	239.5	48:09.860
17	1:49.616	34.655	37.280	37.681	269.8	49:59.476
18	1:49.356	34.575	37.194	37.587	277.3	51:48.832
19	1:50.951	34.539	38.175	38.237	278.8	53:39.783
20	1:49.095	34.547	37.289	37.259	278.8	55:28.878

