

Professional Track Days

Monza 23-24-25-26.04.2021


Free Practice 5 - GT, TOURING

Sector Analysis

— Invalidated Lap ■ Personal Best ■ Session Best ■ Crossing the pit lane

Lap	Time	Sector 1	Sector 2	Sector 3	T.Sp	Elapsed	Lap	Time	Sector 1	Sector 2	Sector 3	T.Sp	Elapsed	
002	SCUDERIA DEL GIRASOLE 1. GIRASOLE 3						CUPRA LEON COMPETICION TCR	21	1:48.886	34.142	36.451	38.293	275.9	41:57.790
	22	1:47.215	34.034	36.447	36.734	276.6	43:45.005							
	23	1:47.545	34.191	36.504	36.850	276.6	45:32.550							
	24	1:48.902	34.675	36.609	37.618	279.5	47:21.452							
	25	1:47.576	34.232	36.618	36.726	278.8	49:09.028							
	26	1:48.577	34.085	37.530	36.962	278.1	50:57.605							
	27	1:49.002	34.369	36.937	37.696	279.5	52:46.607							
	28	1:48.046	34.335	36.863	36.848	275.2	54:34.653							
	29	1:47.472	34.241	36.419	36.812	275.2	56:22.125							
	1	19:17.173	...	47.359	46.677	139.2	19:17.173							
	2	2:22.550B	43.347	44.791	54.412	190.1	21:39.723							
3	3:27.804	2:01.018	42.877	43.909	179.7	25:07.527								
4	2:29.647	38.410	44.409	1:06.828	247.7	27:37.174								
5	2:06.172	38.077	46.166	41.929	252.8	29:43.346								
6	1:59.484	38.074	40.310	41.100	250.5	31:42.830								
7	2:08.416B	38.179	40.950	49.287	248.8	33:51.246								
8	17:21.076	...	50.550	47.293	158.3	51:12.322								
9	2:14.423	43.556	47.506	43.361	162.5	53:26.745								
10	2:07.169	42.964	42.027	42.178	194.8	55:33.914								
005	BF MOTORSPORT 1. BF MOTORSPORT						Audi RS3 LMS TCR TCR	8	50:55.161	...	43.180	50.761	178.8	50:55.161
	2	2:00.489	39.047	41.248	40.194	229.9	52:55.650							
	3	1:53.348	35.613	38.781	38.954	252.3	54:48.998							
	4	1:52.717	35.218	38.286	39.213	260.7	56:41.715							
	1	14:43.589	...	57.281	48.190	112.5	14:43.589							
	2	2:12.165	41.308	44.650	46.207	221.4	16:55.754							
	3	2:08.597	40.983	43.471	44.143	223.7	19:04.351							
	4	2:07.662	40.504	43.761	43.397	206.3	21:12.013							
	5	2:09.377	40.659	43.745	44.973	199.1	23:21.390							
	6	2:08.719	40.868	44.343	43.508	217.4	25:30.109							
	7	2:06.699	40.506	43.087	43.106	221.4	27:36.808							
	8	2:06.200	39.507	43.840	42.853	231.8	29:43.008							
	9	2:16.440	45.962	45.007	45.471	236.9	31:59.448							
	10	2:21.199B	41.085	45.199	54.915	232.3	34:20.647							
	11	11:10.414	9:39.216	46.403	44.795	150.0	45:31.061							
12	2:09.366	43.210	42.740	43.416	231.3	47:40.427								
13	2:05.088	39.464	42.456	43.168	220.1	49:45.515								
14	2:05.566	39.409	43.073	43.084	223.2	51:51.081								
15	2:20.305B	43.509	43.267	53.529	236.3	54:11.386								
008	GRUPPEM RACING 1. Daniel Juncadella JUNCAE						AMG GT3 GT3	16	1:49.976	34.769	37.323	37.884	269.1	55:05.726
	1	5:20.390B	3:47.344	41.541	51.505	148.5	5:20.390							
	2	2:21.243	1:05.368	38.275	37.600	129.1	7:41.633							
	3	1:48.087	34.474	36.751	36.862	274.5	9:29.720							
	4	1:49.145	34.654	36.589	37.902	276.6	11:18.865							
	5	1:49.167	35.521	36.475	37.171	275.9	13:08.032							
	6	1:51.208	35.142	38.266	37.800	269.8	14:59.240							
	7	1:47.510	34.303	36.455	36.752	275.2	16:46.750							
	8	1:47.174	34.181	36.361	36.632	274.5	18:33.924							
	9	1:47.930	34.782	36.444	36.704	277.3	20:21.854							
	10	1:47.333	34.184	36.304	36.845	276.6	22:09.187							
	11	1:47.992	34.171	36.747	37.074	276.6	23:57.179							
	12	1:48.016	34.323	36.833	36.860	276.6	25:45.195							
	13	1:48.325	34.438	36.612	37.275	279.5	27:33.520							
	14	1:48.637	34.267	36.500	37.870	277.3	29:22.157							
	15	1:48.355	34.166	37.309	36.880	277.3	31:10.512							
	16	1:47.484	34.257	36.473	36.754	275.9	32:57.996							
	17	1:47.554	34.223	36.447	36.884	275.9	34:45.550							
	18	1:47.530	34.206	36.421	36.903	275.9	36:33.080							
	19	1:48.685	34.012	37.518	37.155	277.3	38:21.765							
20	1:47.139	34.156	36.421	36.562	275.2	40:08.904								
012	CLRT 1. E. SPENLE						Porsche 992 GT3 Cup C. CUP	1	14:09.463	...	41.549	40.306	112.9	14:09.463
	2	1:55.294	36.530	39.527	39.237	227.9	16:04.757							
	3	1:55.288	36.921	39.571	38.796	204.4	18:00.045							
	4	1:52.400	35.455	38.298	38.647	258.9	19:52.445							
	5	1:52.460	35.501	38.231	38.728	262.6	21:44.905							
	6	1:51.455	35.191	38.138	38.126	265.2	23:36.360							
	7	1:53.099	35.338	38.590	39.171	260.1	25:29.459							
	8	2:08.674B	37.098	39.722	51.854	187.1	27:38.133							
	9	9:15.370	7:49.057	41.022	45.291	193.8	36:53.503							
	10	1:51.785	35.176	38.368	38.241	263.2	38:45.288							
	11	2:07.663B	36.679	40.205	50.779	191.4	40:52.951							
	12	6:47.377	5:25.901	41.530	39.946	152.3	47:40.328							
	13	1:53.508	36.757	38.370	38.381	211.1	49:33.836							
	14	1:51.029	35.018	37.692	38.319	271.1	51:24.865							
	15	1:50.885	34.907	37.864	38.114	266.5	53:15.750							
	16	1:49.976	34.769	37.323	37.884	269.1	55:05.726							
16	MARTINET by Almeras 1. U. GAZIL						PORSCHE 911 GT3 CUP C. CUP	1	9:12.937B	7:25.508	54.112	53.317	70.9	9:12.937
	2	2:49.824B	1:13.577	43.722	52.525	184.6	12:02.761							
	3	2:25.058	1:05.763	38.983	40.312	205.9	14:27.819							
	4	1:57.748	35.189	43.190	39.369	267.1	16:25.567							
	5	1:52.139	35.148	38.334	38.657	264.5	18:17.706							
	6	1:52.387	35.041	38.456	38.890	270.4	20:10.093							
	7	1:51.217	35.004	37.803	38.410	269.8	22:01.310							
	8	1:51.757	35.112	37.925	38.720	264.5	23:53.067							
	9	1:51.207	34.953	37.873	38.381	268.4	25:44.274							
	10	1:56.059	38.182	38.352	39.525	265.8	27:40.333							
	11	1:52.552	35.101	38.890	38.561	269.8	29:32.885							
	12	1:52.255	35.510	37.988	38.757	271.1	31:25.140							
	13	1:53.341	35.073	38.188	40.080	271.8	33:18.481							
	14	1:52.808	35.255	38.595	38.958	246.0	35:11.289							
	15	1:51.353	35.013	37.775	38.565	272.5	37:02.642							
	16	1:51.441	34.997	37.976	38.468	273.9	38:54.083							





Professional Track Days

Monza 23-24-25-26.04.2021

Free Practice 5 - GT, TOURING

Sector Analysis

— Invalidated Lap ■ Personal Best ■ Session Best ■ Crossing the pit lane

Lap	Time	Sector 1	Sector 2	Sector 3	T.Spd	Elapsed	Lap	Time	Sector 1	Sector 2	Sector 3	T.Spd	Elapsed
17	1:51.745	35.003	38.090	38.652	270.4	40:45.828	7	1:51.586	35.173	37.818	38.595	258.9	19:12.175
18	1:52.817	35.000	38.938	38.879	273.9	42:38.645	8	1:52.756	35.014	39.124	38.618	262.0	21:04.931
19	2:05.379B	34.938	41.577	48.864	273.9	44:44.024	9	1:50.892	34.922	37.597	38.373	257.0	22:55.823

019 HUBER RACING		Porsche 992 GT3 Cup					
1. TEIX		C. CUP					
1	2:24.121B	53.315	42.065	48.741	148.3	2:24.121	
2	2:59.748	1:41.130	39.130	39.488	182.7	5:23.869	
3	1:52.723	36.030	38.113	38.580	253.4	7:16.592	
4	1:52.188	35.843	38.041	38.304	252.3	9:08.780	
5	1:51.393	35.138	37.915	38.340	265.8	11:00.173	
6	1:51.245	35.141	37.777	38.327	257.0	12:51.418	
7	1:51.254	34.993	37.714	38.547	255.8	14:42.672	
8	1:52.043	35.260	38.441	38.342	261.3	16:34.715	
9	1:51.263	34.941	37.816	38.506	269.8	18:25.978	
10	1:51.010	35.057	37.737	38.216	262.0	20:16.988	
11	1:50.858	34.975	37.629	38.254	271.1	22:07.846	
12	1:51.812	35.154	38.477	38.181	265.8	23:59.658	
13	1:50.794	34.726	37.661	38.407	268.4	25:50.452	
14	1:51.119	34.833	37.798	38.488	269.8	27:41.571	
15	1:53.401	35.139	40.051	38.211	268.4	29:34.972	
16	1:51.339	35.065	37.813	38.461	267.8	31:26.311	
17	1:51.778	35.067	38.144	38.567	269.1	33:18.089	
18	2:01.103B	34.918	38.164	48.021	264.5	35:19.192	

21 SCUDERIA DEL GIRASOLE		CUPRA LEON COMPETICION					
1. GIRASOLE 2		TCR					
1	2:45.528	59.591	51.764	54.173	152.5	2:45.528	
2	2:32.383B	44.706	48.332	59.345	180.6	5:17.911	
3	4:58.028	3:21.148	48.019	48.861	123.8	10:15.939	
4	2:07.541	38.975	43.278	45.288	240.0	12:23.480	
5	2:07.722	38.915	43.851	44.956	233.8	14:31.202	
6	2:15.609	38.685	50.134	46.790	244.9	16:46.811	
7	2:09.878	38.713	45.278	45.887	243.8	18:56.689	
8	2:05.555	38.630	42.560	44.365	243.2	21:02.244	
9	2:06.119	39.005	43.019	44.095	242.7	23:08.363	
10	2:07.083	38.820	43.013	45.250	237.4	25:15.446	
11	2:34.981B	39.730	47.791	1:07.460	250.5	27:50.427	
12	8:31.927	6:59.060	45.837	47.030	179.4	36:22.354	
13	2:08.963	39.687	43.862	45.414	224.2	38:31.317	
14	2:07.230	39.559	43.269	44.402	243.8	40:38.547	
15	2:06.974	39.406	42.929	44.639	245.4	42:45.521	
16	2:21.619B	39.389	44.130	58.100	233.8	45:07.140	
17	7:48.568	6:08.366	51.658	48.544	141.6	52:55.708	
18	2:08.596	39.818	43.062	45.716	232.8	55:04.304	

023 MARTINET by Almeras		PORSCHE 911 GT3 CUP					
1.V. WEYRICH		C. CUP					
1	2:55.495	1:02.912	57.762	54.821	132.4	2:55.495	
2	2:26.431	41.646	51.003	53.782	197.3	5:21.926	
3	2:01.743	42.184	38.870	40.689	263.2	7:23.669	
4	2:00.840	35.076	38.209	47.555	258.9	9:24.509	
5	2:03.881B	34.989	38.057	50.835	260.1	11:28.390	
6	5:52.199	4:32.669	40.363	39.167	200.2	17:20.589	


Lap	Time	Sector 1	Sector 2	Sector 3	T.Spd	Elapsed	Lap	Time	Sector 1	Sector 2	Sector 3	T.Spd	Elapsed
10	1:51.276	34.972	37.880	38.424	262.0	24:47.099	14	9:07.789	7:50.605	38.503	38.681	207.5	39:39.220
11	1:51.013	34.903	37.802	38.308	264.5	26:38.112	15	1:51.462	35.008	37.840	38.614	265.8	41:30.682
12	1:51.446	34.906	37.725	38.815	260.1	28:29.558	16	1:50.856	34.917	37.593	38.346	263.9	43:21.538
13	2:01.873B	35.980	37.941	47.952	202.5	30:31.431	17	1:50.719	35.023	37.462	38.234	261.3	45:12.257
14	9:07.789	7:50.605	38.503	38.681	207.5	39:39.220	18	1:50.677	34.855	37.505	38.317	262.6	47:02.934
15	1:51.462	35.008	37.840	38.614	265.8	41:30.682	19	2:11.268B	34.872	38.339	58.057	265.8	49:14.202

28 SCUDERIA DEL GIRASOLE		CUPRA LEON COMPETICION					
1. GIRASOLE 1		TCR					
1	7:11.222B	5:18.264	49.418	1:03.540	176.8	7:11.222	
2	4:49.187	3:21.510	43.462	44.215	189.7	12:00.409	
3	2:01.824	38.235	41.058	42.531	232.3	14:02.233	
4	2:01.181	37.978	41.020	42.183	243.2	16:03.414	
5	2:16.644B	38.339	42.089	56.216	223.2	18:20.058	
6	5:55.928	4:21.626	46.286	48.016	125.3	24:15.986	
7	2:07.568	38.762	43.979	44.827	225.6	26:23.554	
8	2:04.694	38.698	42.546	43.450	224.6	28:28.248	
9	2:25.403B	40.043	48.479	56.881	218.8	30:53.651	
10	3:05.999B	1:23.106	48.398	54.495	185.8	33:59.650	

35 YDEO COMPETITION		Porsche 992					
1. FRETIN 35		C. CUP					
1	4:54.654	3:15.118	51.755	47.781	131.6	4:54.654	
2	2:08.046	39.557	44.284	44.205	199.1	7:02.700	
3	2:01.485	37.297	42.705	41.483	230.8	9:04.185	
4	2:03.037	37.216	44.178	41.643	245.4	11:07.222	
5	1:59.686	37.124	41.692	40.870	252.8	13:06.908	
6	1:57.588	36.682	40.229	40.677	254.6	15:04.496	
7	2:36.001	36.070	1:14.366	45.565	257.0	17:40.497	
8	2:14.013B	36.733	44.176	53.104	239.5	19:54.510	
9	6:15.239	4:48.162	44.106	42.971	145.9	26:09.749	
10	2:03.163	37.928	42.297	42.938	229.9	28:12.912	
11	2:02.054	37.374	42.203	42.477	227.0	30:14.966	
12	2:00.719	37.290	41.125	42.304	221.9	32:15.685	
13	1:59.403	37.028	41.042	41.333	222.3	34:15.088	
14	2:10.239B	36.657	42.708	50.874	231.3	36:25.327	
15	5:38.378	4:06.936	43.576	47.866	135.4	42:03.705	
16	2:12.222B	37.642	42.738	51.842	227.9	44:15.927	

58 RAM AUTORACING		Ferrari 488					
1. Alberto LIPPI		GT3					
2. Luca FILIPPI							
1	3:05.500	1:19.609	52.048	53.843	123.1	3:05.500	
2	2:25.723	45.940	52.281	47.502	133.6	5:31.223	
3	2:00.614	38.077	41.359	41.178	230.3	7:31.837	
4	2:20.143	44.753	48.083	47.307	144.6	9:51.980	
5	1:53.390	35.386	39.229	38.775	273.2	11:45.370	
6	1:51.145	34.723	37.941	38.481	273.9	13:36.515	





Professional Track Days

Monza 23-24-25-26.04.2021

Free Practice 5 - GT, TOURING

Sector Analysis

— Invalidated Lap ■ Personal Best ■ Session Best ■ Crossing the pit lane

Lap	Time	Sector 1	Sector 2	Sector 3	T.Spd	Elapsed	Lap	Time	Sector 1	Sector 2	Sector 3	T.Spd	Elapsed
7	1:51.146	34.612	37.947	38.587	275.9	15:27.661	8	1:54.154	36.517	38.491	39.146	261.3	28:15.521
8	1:57.918	34.599	42.690	40.629	275.9	17:25.579	9	1:53.002	35.125	39.044	38.833	254.0	30:08.523
9	2:05.969B	36.280	40.349	49.340	275.9	19:31.548	10	1:52.454	35.239	38.322	38.893	246.0	32:00.977
10	6:00.375	4:42.737	39.060	38.578	206.7	25:31.923	11	1:53.346	35.764	38.511	39.071	242.1	33:54.323
11	1:52.526	35.414	38.112	39.000	274.5	27:24.449	12	1:52.203	35.187	38.208	38.808	250.5	35:46.526
12	1:51.121	35.085	37.893	38.143	276.6	29:15.570	13	1:52.039	35.189	38.162	38.688	251.7	37:38.565
13	2:02.839B	34.759	37.734	50.346	275.2	31:18.409	14	1:58.775	39.045	40.370	39.360	254.6	39:37.340

69 PINETTI MOTORSPORT BMW M2 CS RACING
 1. ZANASI M2 CS Cup

1	3:00.779	1:24.929	47.949	47.901	137.1	3:00.779
2	2:04.145	38.383	42.084	43.678	225.6	5:04.924
3	2:01.501	37.729	41.296	42.476	246.0	7:06.425
4	2:01.795	37.807	41.459	42.529	243.8	9:08.220
5	2:01.371	37.664	41.619	42.088	231.8	11:09.591
6	2:01.998	37.648	41.301	43.049	242.1	13:11.589
7	2:02.838	38.530	41.219	43.089	253.4	15:14.427
8	2:14.128	38.062	51.060	45.006	241.1	17:28.555
9	2:01.620	37.404	41.879	42.337	250.5	19:30.175
10	2:02.496	37.863	42.471	42.162	227.4	21:32.671
11	2:01.876	37.576	41.802	42.498	252.3	23:34.547
12	2:14.252B	43.066	41.738	49.448	258.9	25:48.799

88 LP RACING Lamborghini Huracan GT3 Evo
 1. Pietro PEROLINI GT3
 2. Jonathan CECOTTO

1	3:33.257	2:15.590	39.128	38.539	162.3	3:33.257
2	1:50.016	34.796	37.380	37.840	273.2	5:23.273
3	1:57.735B	36.094	37.358	44.283	263.9	7:21.008
4	5:09.964	3:54.949	37.284	37.731	210.7	12:30.972
5	1:49.853	34.677	37.883	37.293	273.2	14:20.825
6	1:50.601	34.676	38.319	37.606	273.9	16:11.426
7	1:56.548B	34.561	37.752	44.235	273.9	18:07.974
8	9:16.785	7:55.924	40.272	40.589	182.1	27:24.759
9	1:52.636	35.765	38.026	38.845	273.9	29:17.395
10	1:55.146	35.317	39.668	40.161	275.2	31:12.541
11	1:55.608	38.169	38.370	39.069	275.9	33:08.149
12	1:52.048	35.325	38.014	38.709	271.8	35:00.197
13	1:52.090	35.145	38.277	38.668	273.2	36:52.287
14	1:52.079	35.125	38.131	38.823	272.5	38:44.366
15	1:51.532	35.165	37.647	38.720	271.8	40:35.898
16	1:51.218	35.033	37.681	38.504	272.5	42:27.116
17	1:52.070	35.300	38.043	38.727	273.2	44:19.186
18	1:51.984	35.319	37.862	38.803	273.9	46:11.170
19	3:00.577B	47.799	1:01.342	1:11.436	273.9	49:11.747

89 HUBER RACING Porsche 992 GT3 Cup
 1. BAS C. CUP

1	8:37.254B	6:34.763	59.096	1:03.395	135.1	8:37.254
2	3:01.848B	1:29.666	41.739	50.443	177.6	11:39.102
3	2:39.688B	1:09.178	41.378	49.132	144.8	14:18.790
4	5:46.536B	3:54.333	57.501	54.702	162.5	20:05.326
5	2:29.038	1:09.654	39.445	39.939	204.0	22:34.364
6	1:54.481	35.424	39.235	39.822	251.7	24:28.845
7	1:52.522	35.202	38.333	38.987	254.0	26:21.367


99 CLRT Porsche 992 GT3 Cup
 1. M. KLEIN C. CUP
 2. E. SPENLE

1	5:49.555	4:15.266	47.527	46.762	132.4	5:49.555
2	2:04.621	38.761	40.941	44.919	201.3	7:54.176
3	1:53.135	35.952	38.234	38.949	248.8	9:47.311
4	1:51.992	35.502	38.045	38.445	257.6	11:39.303
5	1:52.012	35.410	38.081	38.521	268.4	13:31.315
6	1:53.070	35.908	38.231	38.931	270.4	15:24.385
7	2:10.361B	35.121	39.952	55.288	269.1	17:34.746
8	9:23.498	8:02.435	41.702	39.361	163.2	26:58.244
9	1:50.978	35.236	37.645	38.097	268.4	28:49.222
10	1:50.776	35.298	37.461	38.017	270.4	30:39.998
11	2:11.271B	35.963	37.510	57.798	273.2	32:51.269
12	2:48.832	1:32.633	37.923	38.276	207.9	35:40.101
13	1:51.061	35.180	37.777	38.104	260.1	37:31.162
14	1:50.428	35.115	37.375	37.938	267.8	39:21.590
15	2:05.544B	35.088	37.415	53.041	270.4	41:27.134
16	8:08.971	6:52.527	38.165	38.279	206.3	49:36.105
17	1:50.882	35.076	37.552	38.254	265.2	51:26.987
18	1:50.588	34.946	37.545	38.097	269.8	53:17.575
19	1:50.076	34.914	37.235	37.927	268.4	55:07.651

120 AUDI SPORT ITALIA Audi R8 LMS
 1. ASI 12 GT3

1	4:01.096	2:42.064	39.448	39.584	198.4	4:01.096
2	1:50.909	35.250	37.595	38.064	273.2	5:52.005
3	1:50.555	35.254	37.479	37.822	273.9	7:42.560
4	1:49.519	34.793	37.179	37.547	275.9	9:32.079
5	1:50.974	34.741	38.248	37.985	274.5	11:23.053
6	1:50.983	34.734	38.595	37.654	274.5	13:14.036
7	1:49.610	34.866	37.049	37.695	275.9	15:03.646
8	1:49.540	34.742	37.048	37.750	274.5	16:53.186
9	1:50.354	34.694	38.044	37.616	274.5	18:43.540
10	1:49.303	34.743	37.136	37.424	273.2	20:32.843
11	1:49.103	34.688	37.007	37.408	274.5	22:21.946
12	2:00.139B	34.795	37.065	48.279	275.2	24:22.085
13	6:22.065	5:03.647	38.934	39.484	205.5	30:44.150
14	1:49.798	34.735	37.303	37.760	273.2	32:33.948
15	1:49.168	34.692	37.074	37.402	272.5	34:23.116
16	1:51.934	34.560	37.125	40.249	273.9	36:15.050
17	1:50.179	34.732	37.883	37.564	273.9	38:05.229
18	1:49.526	34.620	37.030	37.876	272.5	39:54.755
19	1:50.678	35.622	37.464	37.592	272.5	41:45.433





Professional Track Days

Monza 23-24-25-26.04.2021

Free Practice 5 - GT, TOURING

Sector Analysis

— Invalidated Lap ■ Personal Best ■ Session Best ■ Crossing the pit lane

Lap	Time	Sector 1	Sector 2	Sector 3	T.Spd	Elapsed	Lap	Time	Sector 1	Sector 2	Sector 3	T.Spd	Elapsed
20	1:50.221	34.592	37.752	37.877	273.9	43:35.654	21	1:48.999	34.528	37.200	37.271	275.9	51:19.386
21	1:51.872	34.574	37.277	40.021	273.9	45:27.526	22	1:48.866	34.465	37.109	37.292	278.1	53:08.252
22	1:49.158	34.578	37.098	37.482	274.5	47:16.684	23	1:50.980	34.356	37.088	39.536	278.1	54:59.232
23	1:49.615	34.578	37.286	37.751	274.5	49:06.299	24	2:01.930B	34.447	38.969	48.514	275.9	57:01.162
24	1:50.497	34.773	37.662	38.062	271.8	50:56.796							
25	1:53.007	35.250	38.169	39.588	273.9	52:49.803							
26	1:57.307B	34.620	37.420	45.267	274.5	54:47.110							

135 YDEO COMPETITION Porsche 992
1. FRETIN 135 C. CUP

1	3:14.634	1:41.200	46.149	47.285	125.8	3:14.634
2	2:03.579	38.874	41.682	43.023	177.9	5:18.213
3	2:02.591	41.145	41.456	39.990	255.8	7:20.804
4	2:03.858B	36.362	39.241	48.255	225.1	9:24.662
5	6:50.842	5:28.113	42.199	40.530	196.2	16:15.504
6	1:55.105	36.148	39.412	39.545	227.4	18:10.609
7	1:54.217	35.788	38.981	39.448	238.4	20:04.826
8	1:53.517	35.836	38.654	39.027	226.5	21:58.343
9	2:02.334B	36.728	40.417	45.189	231.8	24:00.677
10	6:49.963	5:30.104	39.941	39.918	178.8	30:50.640
11	1:54.086	35.588	39.054	39.444	246.0	32:44.726
12	1:53.524	35.214	38.724	39.586	247.1	34:38.250
13	1:52.633	35.171	38.446	39.016	248.8	36:30.883
14	1:53.118	35.116	38.506	39.496	239.5	38:24.001
15	1:52.625	35.091	38.502	39.032	246.5	40:16.626
16	2:00.776B	35.085	38.489	47.202	246.0	42:17.402
17	4:53.932	3:35.668	39.174	39.090	168.0	47:11.334
18	1:57.029	35.515	38.667	42.847	236.9	49:08.363
19	1:54.199	36.832	38.301	39.066	219.6	51:02.562
20	1:52.672	35.062	38.249	39.361	255.2	52:55.234
21	1:52.327	34.972	38.457	38.898	252.8	54:47.561
22	1:52.657	35.081	38.547	39.029	248.2	56:40.218

140 AUDI SPORT ITALIA Audi R8 LMS
1. ASI 14 Gt3

1	4:42.012	3:21.173	41.832	39.007	195.9	4:42.012
2	1:48.617	34.651	36.796	37.170	275.2	6:30.629
3	1:47.889	34.443	36.687	36.759	274.5	8:18.518
4	1:59.469B	34.413	36.668	48.388	275.9	10:17.987
5	3:15.985	2:00.714	37.271	38.000	211.1	13:33.972
6	1:49.465	34.384	37.010	38.071	277.3	15:23.437
7	1:53.297	35.092	38.756	39.449	277.3	17:16.734
8	1:57.442B	34.337	36.790	46.315	276.6	19:14.176
9	6:30.079	5:15.117	37.560	37.402	206.7	25:44.255
10	1:49.767	34.917	36.929	37.921	273.2	27:34.022
11	1:48.498	34.545	36.787	37.166	281.7	29:22.520
12	1:48.790	34.685	37.043	37.062	277.3	31:11.310
13	1:48.164	34.493	36.581	37.090	278.8	32:59.474
14	1:48.309	34.430	36.764	37.115	278.8	34:47.783
15	1:48.618	34.343	37.084	37.191	278.1	36:36.401
16	1:56.959B	34.381	36.861	45.717	278.1	38:33.360
17	5:28.515	4:12.515	38.085	37.915	211.5	44:01.875
18	1:49.193	34.407	37.337	37.449	277.3	45:51.068
19	1:49.992	34.349	37.736	37.907	278.8	47:41.060
20	1:49.327	34.532	37.245	37.550	277.3	49:30.387

181 TSUNAMI RT Porsche 911 GT3 CUP
1. TSUNAMI 1 C. CUP

1	4:07.038	2:27.701	52.155	47.182	135.4	4:07.038
2	1:55.027	35.302	39.834	39.891	267.1	6:02.065
3	1:54.249	35.406	39.341	39.502	274.5	7:56.314
4	1:52.793	35.009	38.895	38.889	277.3	9:49.107
5	1:52.433	35.082	38.583	38.768	273.9	11:41.540
6	2:00.866B	35.097	38.650	47.119	276.6	13:42.406
7	3:57.658	2:18.438	49.423	49.797	138.0	17:40.064
8	1:54.076	35.465	39.371	39.240	257.6	19:34.140
9	1:52.817	34.663	39.124	39.030	277.3	21:26.957
10	1:53.169	35.100	38.474	39.595	281.7	23:20.126
11	1:52.016	34.922	38.523	38.571	275.2	25:12.142
12	2:02.128	34.562	48.387	39.179	277.3	27:14.270
13	1:52.417	34.861	38.687	38.869	276.6	29:06.687
14	1:52.275	34.827	38.596	38.852	277.3	30:58.962
15	1:52.239	34.762	38.459	39.018	280.2	32:51.201
16	1:59.821B	34.860	38.546	46.415	278.8	34:51.022
17	5:04.825	3:45.590	39.476	39.759	205.1	39:55.847
18	1:52.581	35.102	38.618	38.861	273.9	41:48.428
19	6:45.839B	34.802	38.520	5:32.517	277.3	48:34.267

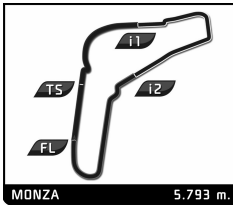
311 BONALDI MOTORSPORT Lamborghini Huracan
1. BMS2 Super Trofeo

1	3:36.670	2:12.580	43.192	40.898	171.8	3:36.670
2	1:51.242	34.263	38.164	38.815	275.9	5:27.912
3	1:53.043	33.956	40.031	39.056	284.6	7:20.955
4	1:50.924	34.106	38.255	38.653	276.6	9:11.879
5	2:05.575B	33.723	38.943	52.909	280.9	11:17.454
6	7:15.809	5:31.416	57.990	46.403	193.5	18:33.263
7	1:54.736	35.993	38.903	39.840	258.2	20:27.999
8	1:52.474	34.609	38.490	39.375	254.0	22:20.473
9	1:52.259	34.220	38.511	39.528	273.2	24:12.732
10	2:14.636B	35.933	45.368	53.335	265.8	26:27.368
11	11:17.669	9:56.753	40.656	40.260	187.8	37:45.037
12	1:50.175	33.820	37.810	38.545	282.4	39:35.212
13	1:50.382	33.993	38.005	38.384	283.1	41:25.594
14	2:02.349B	33.994	37.764	50.591	283.1	43:27.943
15	4:35.232	3:11.510	41.770	41.952	202.5	48:03.175
16	1:56.407	34.179	39.809	42.419	276.6	49:59.582
17	1:53.684	34.476	39.214	39.994	275.9	51:53.266
18	1:53.439	34.785	39.090	39.564	250.5	53:46.705
19	1:54.676	34.164	39.799	40.713	275.2	55:41.381

351 BONALDI MOTORSPORT Lamborghini Huracan
1. BMS1 Super Trofeo

1	4:55.463	3:26.598	45.372	43.493	133.2	4:55.463
2	1:56.183	35.220	39.588	41.375	282.4	6:51.646
3	1:56.539	35.031	40.984	40.524	282.4	8:48.185





Professional Track Days

Monza 23-24-25-26.04.2021

Free Practice 5 - GT, TOURING

Sector Analysis

— Invalidated Lap
 ■ Personal Best
 ■ Session Best
 ■ Crossing the pit lane

Lap	Time	Sector 1	Sector 2	Sector 3	T.Spd	Elapsed	Lap	Time	Sector 1	Sector 2	Sector 3	T.Spd	Elapsed
4	1:54.766	34.991	39.378	40.397	280.2	10:42.951	16	1:56.213	35.570	39.827	40.816	263.2	37:10.816
5	1:54.173	35.080	39.055	40.038	273.9	12:37.124	17	1:56.990	35.962	40.352	40.676	258.9	39:07.806
6	1:53.907	34.425	39.218	40.264	286.1	14:31.031	18	1:56.058	35.679	39.692	40.687	262.6	41:03.864
7	1:54.035	34.257	39.981	39.797	285.4	16:25.066	19	1:55.104	35.530	39.395	40.179	269.8	42:58.968
8	1:55.231	34.396	40.080	40.755	285.4	18:20.297	20	1:56.163	35.648	39.613	40.902	262.6	44:55.131
9	1:52.653	34.204	39.291	39.158	285.4	20:12.950	21	1:56.561	35.573	40.148	40.840	270.4	46:51.692
10	1:51.728	34.141	38.542	39.045	285.4	22:04.678	22	2:16.575	46.209	45.032	45.334	275.2	49:08.267
11	2:11.135B	34.508	38.754	57.873	284.6	24:15.813	23	2:00.147	38.278	40.126	41.743	213.6	51:08.414
							24	1:55.718	35.624	39.673	40.421	262.6	53:04.132
							25	1:57.208	36.013	39.814	41.381	254.0	55:01.340

881

BEST LAP
 1. BESTLAP
FERRARI 488 CHALLENGE
 Challenge

1	3:14.496	1:45.177	44.953	44.366	146.1	3:14.496
2	2:03.014	37.574	42.332	43.108	229.4	5:17.510
3	1:58.659	35.782	41.070	41.807	275.9	7:16.169
4	2:01.597	36.644	42.115	42.838	258.9	9:17.766
5	2:00.813	35.744	42.906	42.163	276.6	11:18.579
6	2:00.565	36.454	42.001	42.110	269.1	13:19.144
7	2:00.860	35.795	41.637	43.428	270.4	15:20.004
8	2:02.251	35.838	43.135	43.278	270.4	17:22.255
9	1:59.610	36.029	41.360	42.221	250.5	19:21.865
10	2:01.141	35.583	43.348	42.210	267.1	21:23.006
11	1:59.975	35.922	41.761	42.292	278.1	23:22.981
12	2:10.349B	36.320	41.740	52.289	237.4	25:33.330
13	4:51.890	3:24.933	42.650	44.307	157.3	30:25.220
14	1:57.562	35.863	39.873	41.826	239.5	32:22.782
15	1:54.830	35.263	39.451	40.116	264.5	34:17.612
16	1:56.361	34.714	40.944	40.703	269.8	36:13.973
17	1:56.773	34.925	40.445	41.403	271.8	38:10.746
18	1:53.776	34.549	39.432	39.795	277.3	40:04.522
19	1:54.992	34.627	39.125	41.240	278.1	41:59.514
20	1:53.888	35.331	39.023	39.534	251.7	43:53.402
21	1:53.341	34.811	38.920	39.610	281.7	45:46.743
22	2:00.908	37.371	41.630	41.907	243.2	47:47.651
23	2:01.773	39.195	41.214	41.364	222.3	49:49.424
24	1:56.001	35.552	39.690	40.759	254.0	51:45.425
25	1:54.100	34.782	39.432	39.886	275.2	53:39.525
26	2:11.027	36.798	45.248	48.981	278.1	55:50.552

987

EBIMOTORS
 1. Guido PONTI
 2. Tommaso MAINO
PORSCHE 991 GT3 CUP
 C. CUP

1	3:11.888	1:31.770	53.612	46.506	158.9	3:11.888
2	2:00.230	38.619	40.822	40.789	209.1	5:12.118
3	1:53.189	35.259	38.421	39.509	267.8	7:05.307
4	1:55.982	35.107	40.904	39.971	276.6	9:01.289
5	2:12.412B	35.426	39.242	57.744	267.1	11:13.701
6	6:15.382	4:36.506	52.399	46.477	159.9	17:29.083
7	2:01.619	38.326	41.125	42.168	197.7	19:30.702
8	1:59.066	35.973	41.042	42.051	260.7	21:29.768
9	1:57.238	35.898	40.154	41.186	267.1	23:27.006
10	1:58.677	35.981	41.283	41.413	260.7	25:25.683
11	1:58.190	35.756	40.440	41.994	269.8	27:23.873
12	2:00.475	38.743	40.353	41.379	265.2	29:24.348
13	1:56.196	35.913	39.597	40.686	261.3	31:20.544
14	1:56.105	35.684	39.627	40.794	265.8	33:16.649
15	1:57.954	35.692	41.236	41.026	265.8	35:14.603

988

EASY RACE
 1. EASYRACECHALLENGE
Ferrari 488 Challenge
 Challenge

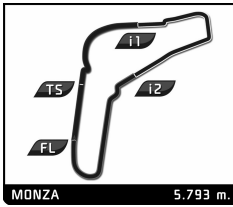
1	5:22.592	3:56.102	43.373	43.117	138.3	5:22.592
2	2:04.476	38.642	43.762	42.072	249.9	7:27.068
3	1:53.504	35.074	38.928	39.502	271.1	9:20.572
4	1:54.382	35.011	39.924	39.447	273.9	11:14.954
5	1:52.484	34.931	38.396	39.157	274.5	13:07.438
6	1:53.643	34.874	39.439	39.330	274.5	15:01.081
7	1:52.065	34.636	38.317	39.112	278.1	16:53.146
8	1:53.843	35.058	39.760	39.025	259.5	18:46.989
9	1:51.795	34.744	38.127	38.924	274.5	20:38.784
10	1:52.165	34.932	38.348	38.885	272.5	22:30.949
11	1:51.766	34.829	38.258	38.679	273.9	24:22.715
12	2:01.315B	34.535	39.248	47.532	277.3	26:24.030
13	4:50.895	3:29.868	41.149	39.878	132.9	31:14.925
14	1:52.484	34.850	38.697	38.937	278.1	33:07.409
15	1:51.968	35.020	38.184	38.764	266.5	34:59.377
16	1:52.342	35.029	38.519	38.794	259.5	36:51.719
17	1:55.832	34.837	38.170	42.825	273.2	38:47.551
18	1:52.219	35.041	38.497	38.681	247.7	40:39.770
19	1:51.364	34.513	37.942	38.909	278.8	42:31.134
20	1:51.330	34.365	37.968	38.997	280.9	44:22.464
21	1:51.091	34.484	38.037	38.570	277.3	46:13.555
22	1:51.164	34.261	38.168	38.735	283.9	48:04.719
23	2:12.121B	35.451	43.005	53.665	281.7	50:16.840

989

EASY RACE
 1. EASYRACEGT3
Ferrari 488 GT3

1	3:58.126	2:41.974	38.575	37.577	213.2	3:58.126
2	1:49.473	34.893	37.298	37.282	274.5	5:47.599
3	1:49.174	34.742	37.133	37.299	275.9	7:36.773
4	1:49.275	34.788	37.189	37.298	275.9	9:26.048
5	1:58.228B	35.345	37.130	45.753	235.8	11:24.276
6	5:55.853B	4:32.051	39.709	44.093	212.3	17:20.129
7	4:31.190	3:12.777	37.275	41.138	212.3	21:51.319
8	1:48.929	34.631	37.031	37.267	275.9	23:40.248
9	1:49.970	34.547	38.067	37.356	278.8	25:30.218
10	1:51.449	34.438	37.850	39.161	278.8	27:21.667
11	1:58.853B	34.761	38.331	45.761	277.3	29:20.520
12	4:42.417	3:26.568	37.846	38.003	209.1	34:02.937
13	1:49.698	34.750	37.345	37.603	277.3	35:52.635
14	1:49.336	34.494	37.273	37.569	278.1	37:41.971
15	1:48.849	34.367	37.198	37.284	278.1	39:30.820
16	1:49.401	34.570	37.213	37.618	277.3	41:20.221





Professional Track Days

Monza 23-24-25-26.04.2021
Free Practice 5 - GT, TOURING

Sector Analysis

— Invalidated Lap ■ Personal Best ■ Session Best **B** Crossing the pit lane

Lap	Time	Sector 1	Sector 2	Sector 3	T.Sp	Elapsed	Lap	Time	Sector 1	Sector 2	Sector 3	T.Sp	Elapsed
17	1:49.031	34.575	37.061	37.395	276.6	43:09.252							
18	1:49.110	34.350	37.139	37.621	278.1	44:58.362							
19	1:49.608	34.413	37.644	37.551	278.8	46:47.970							
20	2:02.311 B	37.405	38.257	46.649	279.5	48:50.281							
21	4:39.016	3:21.660	38.598	38.758	214.9	53:29.297							
22	1:51.162	35.012	37.829	38.321	252.8	55:20.459							