

Professional Track Days

Monza 23-24-25-26.04.2021


Free Practice 7 - GT, TOURING

Sector Analysis

— Invalidated Lap ■ Personal Best ■ Session Best B Crossing the pit lane

Lap	Time	Sector 1	Sector 2	Sector 3	T.Spd	Elapsed	Lap	Time	Sector 1	Sector 2	Sector 3	T.Spd	Elapsed	
008	GRUPPEM RACING 1.Daniel Juncadella JUNCAL						AMG GT3 GT3	10	1:55.238	35.998	39.394	39.846	249.9	25:54.188
	1	2:25.304 B	49.626	42.992	52.686	156.9	2:25.304	11	1:55.088	35.861	39.640	39.587	255.2	27:49.276
	2	3:20.020	2:02.086	39.202	38.732	189.4	5:45.324	12	1:54.675	35.804	39.350	39.521	260.1	29:43.951
	3	1:49.446	34.851	37.058	37.537	271.1	7:34.770	13	1:53.849	35.635	38.767	39.447	264.5	31:37.800
	4	1:48.080	34.405	36.655	37.020	274.5	9:22.850	14	1:53.708	35.570	38.942	39.196	258.9	33:31.508
	5	1:49.020	34.771	36.557	37.692	275.2	11:11.870	15	1:58.062	35.450	41.848	40.764	269.1	35:29.570
	6	1:47.339	34.205	36.389	36.745	275.2	12:59.209	16	2:07.948 B	35.393	38.953	53.602	269.8	37:37.518
	7	1:46.998	34.054	36.250	36.694	277.3	14:46.207	17	6:22.788	4:51.112	45.914	45.762	143.1	44:00.306
	8	1:50.349	34.316	38.309	37.724	279.5	16:36.556	18	2:01.804	37.584	43.397	40.823	210.3	46:02.110
	9	1:46.801	34.056	36.257	36.488	276.6	18:23.357	19	1:54.453	35.715	39.025	39.713	258.9	47:56.563
	10	1:55.478 B	34.353	37.012	44.113	268.4	20:18.835	20	1:55.751	36.118	39.329	40.304	259.5	49:52.314
	11	6:40.788	5:23.495	39.477	37.816	203.2	26:59.623	21	2:30.535 B	35.324	43.035	1:12.176	268.4	52:22.849
	12	1:48.106	34.513	36.692	36.901	273.2	28:47.729							
	13	1:51.160	34.036	37.010	40.114	276.6	30:38.889							
	14	1:54.392	33.883	36.996	43.513	277.3	32:33.281							
	15	1:47.751	33.992	36.463	37.296	276.6	34:21.032							
	16	1:46.191	33.934	35.974	36.283	274.5	36:07.223							
	17	1:46.097	33.892	35.922	36.283	276.6	37:53.320							
18	1:59.813 B	33.942	36.461	49.410	276.6	39:53.133								
012	CLRT 1.E. SPENLE						Porsche 992 GT3 Cup C. CUP	1	3:44.599	1:56.988	54.973	52.638	111.6	3:44.599
	2	1:57.267	38.450	39.400	39.417	184.0	7:01.498	2	2:15.683	44.134	45.402	46.147	175.4	6:00.282
	3	1:54.049	35.843	38.923	39.283	241.6	8:55.547	3	2:10.356	41.990	43.647	44.719	186.8	8:10.638
	4	1:53.085	35.671	38.582	38.832	264.5	10:48.632	4	2:08.310	40.216	43.222	44.872	203.6	10:18.948
	5	1:51.964	35.473	38.052	38.439	254.6	12:40.596	5	2:06.601	39.745	42.800	44.056	217.0	12:25.549
	6	1:52.641	35.028	39.199	38.414	248.8	14:33.237	6	2:05.558	39.673	42.467	43.418	222.3	14:31.107
	7	1:54.160	35.271	40.300	38.589	248.2	16:27.397	7	2:23.953 B	40.992	43.301	59.660	198.4	16:55.060
	8	1:51.105	35.157	37.838	38.110	268.4	18:18.502	8	4:41.292	3:08.641	44.462	48.189	105.0	21:36.352
	9	2:09.775 B	36.830	40.192	52.753	197.3	20:28.277	9	2:08.626	41.307	43.538	43.781	200.2	23:44.978
	10	16:09.725	...	39.934	39.412	194.1	36:38.002	10	2:04.617	39.481	42.286	42.850	223.2	25:49.595
	11	1:53.220	35.516	38.921	38.783	257.6	38:31.222	11	2:06.382	39.935	43.474	42.973	198.4	27:55.977
	12	1:51.564	35.200	38.020	38.344	262.0	40:22.786	12	2:05.293	39.286	43.101	42.906	227.9	30:01.270
	13	1:52.332	35.092	38.925	38.315	270.4	42:15.118	13	2:19.135	39.539	55.274	44.322	228.9	32:20.405
	14	1:50.784	34.999	37.755	38.030	265.8	44:05.902	14	2:04.659	39.202	42.224	43.233	232.8	34:25.064
	15	1:50.728	34.921	37.822	37.985	269.8	45:56.630	15	2:04.162	39.213	42.079	42.870	227.0	36:29.226
	16	1:52.683	34.883	39.511	38.289	265.2	47:49.313	16	2:27.567 B	39.516	47.650	1:00.401	210.3	38:56.793
	17	1:50.821	35.019	37.758	38.044	264.5	49:40.134							
	18	2:13.111 B	36.956	41.763	54.392	257.6	51:53.245							
015	CLRT 1.H. HASSID						Porsche 992 GT3 Cup C. CUP	1	5:27.150	4:05.115	41.619	40.416	135.6	5:27.150
	2	2:06.928	40.360	43.424	43.144	191.1	5:17.445	2	1:55.943	36.772	40.191	38.980	271.8	7:23.093
	3	2:00.767	36.990	41.291	42.486	238.4	7:18.212	3	1:51.886	35.044	38.065	38.777	272.5	9:14.979
	4	1:58.168	36.485	40.191	41.492	244.9	9:16.380	4	1:50.464	34.720	37.814	37.930	273.2	11:05.443
	5	1:57.095	36.378	39.775	40.942	237.4	11:13.475	5	1:50.088	34.629	37.486	37.973	273.9	12:55.531
	6	1:57.797	35.798	40.588	41.411	245.4	13:11.272	6	1:50.352	34.739	37.674	37.939	275.9	14:45.883
	7	1:55.924	36.074	39.185	40.665	249.4	15:07.196	7	1:51.957	34.525	39.409	38.023	275.9	16:37.840
	8	2:04.880 B	36.236	39.986	48.658	262.6	17:12.076	8	1:49.726	34.735	37.052	37.939	275.9	18:27.566
	9	6:46.874	5:24.609	41.435	40.830	194.8	23:58.950	9	1:49.031	34.465	36.899	37.667	275.9	20:16.597
	10	2:05.642 B	36.403	39.823	49.416	233.3	22:22.239	10	2:05.642 B	36.403	39.823	49.416	233.3	22:22.239
	11	9:45.900	8:28.410	38.844	38.646	195.5	32:08.139	11	1:49.691	34.766	37.011	37.914	273.2	33:57.830
	12	1:48.599	34.582	36.900	37.117	275.2	35:46.429	12	1:48.599	34.582	36.900	37.117	275.2	35:46.429
	13	1:50.054	34.404	36.708	38.942	275.9	37:36.483	13	1:50.054	34.404	36.708	38.942	275.9	37:36.483
	14	1:50.352	34.344	38.635	37.373	276.6	39:26.835	14	1:50.352	34.344	38.635	37.373	276.6	39:26.835
	15	1:50.498	34.461	37.628	38.409	275.9	41:17.333	15	1:50.498	34.461	37.628	38.409	275.9	41:17.333
	16	1:58.931 B	35.601	37.071	46.259	251.1	43:16.264	16	1:58.931 B	35.601	37.071	46.259	251.1	43:16.264
	17							17						
	067	TSUNAMI RT 1. TSUNAMI 2						PORSCHE 911 GT3 CUP C. CUP						





Professional Track Days

Monza 23-24-25-26.04.2021

Free Practice 7 - GT, TOURING

Sector Analysis

— Invalidated Lap
 ■ Personal Best
 ■ Session Best
 ■ Crossing the pit lane

Lap	Time	Sector 1	Sector 2	Sector 3	T.Spd	Elapsed	Lap	Time	Sector 1	Sector 2	Sector 3	T.Spd	Elapsed
1	12:38.114	...	45.451	42.881	132.3	12:38.114	15	2:06.820B	35.073	39.625	52.122	275.9	45:13.880
2	2:06.454	36.547	45.769	44.138	205.9	14:44.568	215 CECCATO RACING 1. Nicola NERI 2. Giuseppe FASCICOLO						BMW M4
3	1:55.924	35.251	41.010	39.663	266.5	16:40.492							GT4
4	1:53.795	36.073	38.789	38.933	237.4	18:34.287	1 3:50.585B 1:53.473 55.535 1:01.577 147.3 3:50.585						
5	1:52.219	34.902	38.270	39.047	272.5	20:26.506							2 8:17.441 6:48.020 44.722 44.699 170.1 12:08.026
6	1:51.699	34.884	38.234	38.581	273.9	22:18.205	3 2:00.908 38.254 41.137 41.517 248.8 14:08.934						
7	1:51.939	35.110	38.233	38.596	273.2	24:10.144							4 2:00.898 38.649 40.883 41.366 229.9 16:09.832
8	1:53.305	34.940	39.544	38.821	273.2	26:03.449	5 1:59.978 37.860 40.814 41.304 247.1 18:09.810						
9	1:52.504	34.810	38.966	38.728	273.9	27:55.953							6 2:21.504B 42.717 47.342 51.445 168.0 20:31.314
10	1:53.294	35.703	38.549	39.042	275.2	29:49.247	7 5:47.563 4:20.191 43.894 43.478 183.0 26:18.877						
11	1:52.361	35.038	38.437	38.886	271.8	31:41.608							8 2:02.321 38.188 41.761 42.372 254.0 28:21.198
12	2:03.952B	35.257	39.870	48.825	267.1	33:45.560	9 2:08.111 43.214 41.998 42.899 256.4 30:29.309						
13	6:47.173	5:23.440	44.495	39.238	135.4	40:32.733							10 2:23.125B 38.610 43.749 1:00.766 236.9 32:52.434
14	1:51.871	34.703	38.453	38.715	273.9	42:24.604	11 4:37.397 3:11.082 42.883 43.432 193.1 37:29.831						
15	1:51.900	34.786	38.362	38.752	275.2	44:16.504							12 2:01.743 38.349 41.476 41.918 251.7 39:31.574
16	1:53.809	34.968	38.558	40.283	271.8	46:10.313	13 2:01.499 38.166 41.205 42.128 250.5 41:33.073						
17	2:07.016	38.826	41.669	46.521	277.3	48:17.329							14 2:01.655 38.385 41.182 42.088 248.2 43:34.728
18	1:53.016	35.359	38.747	38.910	273.9	50:10.345	15 2:01.831 37.931 41.823 42.077 249.9 45:36.559						
19	2:18.632B	36.125	40.516	1:01.991	203.2	52:28.977							16 2:00.321 37.895 40.784 41.642 252.3 47:36.880
							17 2:00.706 37.890 40.991 41.825 252.8 49:37.586						
													18 2:12.421B 38.024 41.293 53.104 251.1 51:50.007


Lap	Time	Sector 1	Sector 2	Sector 3	T.Spd	Elapsed
1	11:57.027	...	55.811	50.744	106.1	11:57.027
2	2:10.911	41.116	44.595	45.200	214.4	14:07.938
3	2:08.080	41.569	43.021	43.490	218.8	16:16.018
4	2:04.639	38.840	42.740	43.059	226.5	18:20.657
5	2:07.993	41.503	42.023	44.467	215.7	20:28.650
6	2:03.811	38.917	42.548	42.346	231.8	22:32.461
7	2:02.725	38.370	41.932	42.423	232.3	24:35.186
8	2:02.066	37.914	41.687	42.465	254.6	26:37.252
9	2:02.168	37.852	41.759	42.557	254.6	28:39.420
10	2:15.435B	38.343	42.527	54.565	240.0	30:54.855
11	7:51.971	6:19.009	46.330	46.632	132.1	38:46.826
12	2:05.868	38.962	43.179	43.727	240.5	40:52.694
13	2:06.180	40.075	42.782	43.323	242.7	42:58.874
14	2:03.010	38.281	41.866	42.863	241.1	45:01.884
15	2:13.025B	38.159	42.266	52.600	242.7	47:14.909
16	3:52.403B	2:14.066	42.516	55.821	158.9	51:07.312

Lap	Time	Sector 1	Sector 2	Sector 3	T.Spd	Elapsed
1	13:24.210	...	57.490	1:00.944	94.5	13:24.210
2	2:19.264	50.238	44.465	44.561	159.6	15:43.474
3	1:58.021	36.136	40.484	41.401	257.6	17:41.495
4	1:57.253	35.546	40.198	41.509	272.5	19:38.748
5	1:55.331	35.653	39.344	40.334	260.7	21:34.079
6	1:55.814	35.176	40.270	40.368	271.8	23:29.893
7	1:53.895	34.912	39.152	39.831	275.9	25:23.788
8	2:10.032B	39.508	40.650	49.874	267.8	27:33.820
9	5:44.817	4:22.902	41.681	40.234	206.3	33:18.637
10	1:56.957	35.142	41.095	40.720	272.5	35:15.594
11	1:54.675	35.048	39.354	40.273	278.1	37:10.269
12	2:08.202	35.456	41.559	51.187	279.5	39:18.471
13	1:54.579	35.497	39.335	39.747	267.1	41:13.050
14	1:54.010	35.152	39.140	39.718	268.4	43:07.060

Lap	Time	Sector 1	Sector 2	Sector 3	T.Spd	Elapsed
1	16:38.321	...	48.428	45.537	114.0	16:38.321
2	2:05.335	39.332	42.783	43.220	211.5	18:43.656
3	2:07.403	41.646	43.174	42.583	251.7	20:51.059
4	2:03.054	38.472	41.831	42.751	231.8	22:54.113
5	2:02.498	37.890	42.080	42.528	250.5	24:56.611
6	2:11.700B	38.169	41.682	51.849	233.8	27:08.311
7	5:28.248	4:02.842	42.506	42.900	138.7	32:36.559
8	2:02.264	37.917	41.931	42.416	244.9	34:38.823
9	3:20.629B	38.140	41.728	2:00.761	235.3	37:59.452
10	5:51.520	4:21.396	46.303	43.821	134.2	43:50.972
11	2:02.112	37.901	41.841	42.370	233.8	45:53.084
12	2:01.824	38.152	41.588	42.084	238.4	47:54.908
13	2:03.146	37.697	42.924	42.525	246.5	49:58.054
14	2:27.549B	40.500	42.197	1:04.852	249.4	52:25.603

Lap	Time	Sector 1	Sector 2	Sector 3	T.Spd	Elapsed
1	13:14.862	...	49.964	49.985	157.1	13:14.862
2	2:03.676	37.719	43.826	42.131	251.7	15:18.538
3	1:58.314	36.608	40.742	40.964	251.1	17:16.852
4	1:57.957	36.385	40.711	40.861	251.7	19:14.809
5	2:14.852B	39.500	41.653	53.699	269.1	21:29.661
6	6:44.264	5:06.973	50.710	46.581	156.0	28:13.925
7	2:01.888	37.649	42.185	42.054	230.8	30:15.813
8	2:00.653	37.209	41.626	41.818	236.9	32:16.466
9	2:04.991	36.456	42.601	45.934	262.6	34:21.457
10	2:11.769	46.260	43.121	42.388	268.4	36:33.226
11	2:01.372	37.700	41.496	42.176	215.3	38:34.598
12	2:01.697	36.602	43.152	41.943	254.6	40:36.295





Professional Track Days

Monza 23-24-25-26.04.2021


Free Practice 7 - GT, TOURING

Sector Analysis

— Invalidated Lap
 ■ Personal Best
 ■ Session Best
 ■ Crossing the pit lane

Lap	Time	Sector 1	Sector 2	Sector 3	T.Spd	Elapsed	Lap	Time	Sector 1	Sector 2	Sector 3	T.Spd	Elapsed
13	2:10.962B	36.701	41.495	52.766	249.9	42:47.257	12	9:45.269	7:54.526	59.948	50.795	148.5	49:40.236
14	8:18.196B	6:39.600	42.830	55.766	201.7	51:05.453	13	2:38.746B	38.897	46.566	1:13.283	243.2	52:18.982
563 KRYPTON MOTORSPORT PORSCHE 992 GT3 CUP 1. KMS2 C. CUP							607 CECCATO RACING BMW M6 GT3 1. Stefano COMANDINI 2. Marius ZUG						
1	19:24.389	...	51.618	58.376	94.0	19:24.389	1	2:52.188	1:10.639	48.341	53.208	139.0	2:52.188
2	2:14.930	42.342	48.022	44.566	192.1	21:39.319	2	2:05.396	43.015	41.315	41.066	186.2	4:57.584
3	1:58.563	37.600	39.789	41.174	205.9	23:37.882	3	1:54.035	35.547	38.878	39.610	261.3	6:51.619
4	1:55.928	36.830	39.060	40.038	222.8	25:33.810	4	2:22.291B	36.296	44.323	1:01.672	255.2	9:13.910
5	1:54.264	35.729	38.709	39.826	234.3	27:28.074	5	5:58.835	4:40.445	39.490	38.900	192.1	15:12.745
6	2:01.306B	35.787	38.836	46.683	225.1	29:29.380	6	1:51.510	34.974	38.394	38.142	269.8	17:04.255
7	4:54.167	3:30.730	40.749	42.688	191.7	34:23.547	7	1:50.784	35.001	37.906	37.877	272.5	18:55.039
8	1:54.856	35.389	39.937	39.530	240.0	36:18.403	8	1:50.272	35.164	37.476	37.632	267.1	20:45.311
9	1:53.313	35.130	39.019	39.164	251.1	38:11.716	9	1:49.548	34.905	37.210	37.433	262.6	22:34.859
10	1:54.952	36.373	39.102	39.477	200.2	40:06.668	10	1:49.290	34.662	37.393	37.235	278.1	24:24.149
11	1:53.136	35.401	38.667	39.068	244.3	41:59.804	11	1:49.404	34.601	37.174	37.629	277.3	26:13.553
12	2:08.965B	37.695	40.364	50.906	255.2	44:08.769	12	1:57.640B	35.152	37.685	44.803	270.4	28:11.193
13	5:56.670	4:37.893	39.238	39.539	209.5	50:05.439	13	5:10.554	3:52.587	37.912	40.055	201.7	33:21.747
14	2:21.833B	35.458	42.309	1:04.066	249.4	52:27.272	14	1:50.077	34.917	37.596	37.564	277.3	35:11.824
601 NEXT MOTORSPORT Hyundai I30 TCR 1. Adriano VISDOMINI 2. Marco BUTTI							15 1:55.680 34.888 37.202 43.590 277.3 37:07.504 16 2:00.928B 34.877 37.226 48.825 274.5 39:08.432 17 7:04.580 5:48.742 38.189 37.649 201.3 46:13.012 18 1:48.552 34.382 37.040 37.130 278.1 48:01.564 19 1:48.658 34.665 36.919 37.074 277.3 49:50.222 20 2:31.229B 34.492 41.907 1:14.830 278.8 52:21.451						
1	5:59.528	4:11.078	55.233	53.217	115.4	5:59.528	619 AKM MOTORSPORT MERCEDES AMG GT3 1. SEGU' 2. ALESSANDRI						
2	2:17.495	44.500	46.676	46.319	199.9	8:17.023	1	8:58.377	7:36.151	42.746	39.480	169.1	8:58.377
3	2:11.013	40.863	44.812	45.338	224.6	10:28.036	2	1:52.568	35.988	38.553	38.027	273.2	10:50.945
4	2:22.534B	40.802	44.212	57.520	203.6	12:50.570	3	1:50.752	35.378	37.720	37.654	273.2	12:41.697
5	4:23.191	2:52.776	45.623	44.792	179.4	17:13.761	4	1:50.273	34.871	37.811	37.591	275.2	14:31.970
6	2:07.472	39.602	43.743	44.127	236.9	19:21.233	5	1:49.914	34.613	37.893	37.408	273.2	16:21.884
7	2:07.743	40.038	43.667	44.038	215.7	21:28.976	6	1:49.193	34.783	37.130	37.280	273.2	18:11.077
8	2:08.261	39.588	44.485	44.188	235.3	23:37.237	7	1:49.718	34.840	37.396	37.482	272.5	20:00.795
9	2:06.189	40.128	42.737	43.324	203.2	25:43.426	8	1:48.460	34.569	36.844	37.047	273.2	21:49.255
10	2:04.851	39.222	42.281	43.348	237.4	27:48.277	9	1:48.792	34.627	36.923	37.242	275.9	23:38.047
11	2:45.012B	44.731	55.380	1:04.901	198.0	30:33.289	10	1:48.328	34.506	36.816	37.006	273.9	25:26.375
12	8:29.114	6:59.882	45.162	44.070	139.0	39:02.403	11	1:56.223B	34.449	37.542	44.232	277.3	27:22.598
13	2:03.045	39.210	41.804	42.031	232.8	41:05.448	12	7:10.815	5:54.336	38.705	37.774	212.8	34:33.413
14	2:01.707	38.836	41.135	41.736	240.5	43:07.155	13	1:49.852	34.661	37.495	37.696	276.6	36:23.265
15	2:00.943	38.778	40.793	41.372	242.7	45:08.098	14	1:48.809	34.518	37.050	37.241	277.3	38:12.074
16	2:00.975	38.733	40.600	41.642	242.1	47:09.073	15	1:49.827	34.601	37.469	37.757	278.1	40:01.901
17	2:00.816	38.681	40.620	41.515	241.6	49:09.889	16	1:48.754	34.556	37.056	37.142	275.9	41:50.655
18	2:22.918B	38.653	45.882	58.383	241.6	51:32.807	17	1:48.662	34.555	37.056	37.051	278.8	43:39.317
605 TECNODOM SPORT HONDA CIVIC TCR M2 CUP 1. TECNODOM							18 1:49.393 34.532 37.542 37.319 276.6 45:28.710 19 1:49.034 34.713 36.999 37.322 276.6 47:17.744 20 1:50.169 34.404 37.746 38.019 277.3 49:07.913						
1	12:48.729	...	1:08.624	1:01.029	125.5	12:48.729	627 GHINZANI MOTORSPORT PORSCHE 911 GT3 CUP 1. Federico MALVESTITI 2. Alberto CERQUI						
2	2:23.018	40.425	55.071	47.522	227.0	15:11.747	1	7:37.270	5:55.930	52.467	48.873	140.1	7:37.270
3	2:05.257	39.712	41.858	43.687	216.1	17:17.004	2	2:06.891	41.031	42.911	42.949	189.7	9:44.161
4	2:34.574B	51.219	47.565	55.790	179.1	19:51.578	3	1:59.248	37.340	40.910	40.998	214.4	11:43.409
5	5:24.978	3:49.020	48.366	47.592	156.4	25:16.556							
6	2:01.673	39.332	40.889	41.452	241.6	27:18.229							
7	2:00.081	38.549	40.402	41.130	244.3	29:18.310							
8	2:14.692B	38.898	40.928	54.866	244.9	31:33.002							
9	4:05.392	2:26.650	50.370	48.372	165.0	35:38.394							
10	2:00.036	38.551	40.127	41.358	245.4	37:38.430							
11	2:16.537B	38.290	40.055	58.192	247.7	39:54.967							





Professional Track Days

Monza 23-24-25-26.04.2021

Free Practice 7 - GT, TOURING

Sector Analysis

— Invalidated Lap
 ■ Personal Best
 ■ Session Best
 B Crossing the pit lane

Lap	Time	Sector 1	Sector 2	Sector 3	T.Sp	Elapsed	Lap	Time	Sector 1	Sector 2	Sector 3	T.Sp	Elapsed
4	1:55.862	36.427	39.432	40.003	265.8	13:39.271							
5	2:01.945	40.271	40.617	41.057	239.5	15:41.216							
6	2:35.651 B	35.465	38.719	1:21.467	275.9	18:16.867							

644	SPORT RACING	Porsche 911 GT3 Cup
	1. SP Racing	GT

1	27:00.000 B	...	59.586	1:16.505		27:00.000
2	6:09.535	4:35.823	46.814	46.898		33:09.535
3	2:12.997	40.377	47.195	45.425		35:22.532
4	2:08.517	38.610				37:31.049
5	3:31.666 B	38.610	43.899	2:09.157		41:02.715
6	8:24.984	6:17.421	1:21.046	46.517	155.1	49:27.699
7	2:50.250 B	39.345	52.307	1:18.598	217.4	52:17.949

663	AKM MOTORSPORT	LAMBORGHINI HURACAN ST
	1. PEGORARO	GT

1	11:46.566	...	44.772	41.292	133.4	11:46.566
2	1:52.965	35.102	38.612	39.251	276.6	13:39.531
3	1:56.561	38.854	38.391	39.316	281.7	15:36.092
4	1:52.359	35.119	38.569	38.671	276.6	17:28.451
5	1:52.311	35.043	38.368	38.900	277.3	19:20.762
6	1:51.287	34.755	38.270	38.262	278.1	21:12.049
7	2:00.994 B	34.758	38.040	48.196	275.2	23:13.043
8	4:46.321	3:26.886	40.820	38.615	129.1	27:59.364
9	1:52.008	35.236	38.610	38.162	242.7	29:51.372
10	1:51.179	34.741	38.167	38.271	279.5	31:42.551
11	2:22.171 B	34.728	38.096	1:09.347	275.2	34:04.722
12	5:46.771	4:29.308	38.864	38.599	213.2	39:51.493
13	1:51.367	34.827	38.361	38.179	278.1	41:42.860
14	1:54.726	36.926	38.552	39.248	278.8	43:37.586
15	1:53.126	35.093	39.111	38.922	259.5	45:30.712
16	1:50.961	34.861	37.952	38.148	277.3	47:21.673
17	1:53.282	34.782	39.628	38.872	278.8	49:14.955
18	2:02.730 B	34.720	39.044	48.966	279.5	51:17.685

699	TSUNAMI RT	Porsche 911 GT3 Cup
	1. QUARESMINI	C. CUP

1	12:34.812	...	45.209	43.922	131.3	12:34.812
2	2:10.762	39.015	46.123	45.624	188.4	14:45.574
3	1:57.237	37.549	39.802	39.886	239.5	16:42.811
4	1:55.222	36.326	39.750	39.146	212.3	18:38.033
5	1:53.020	35.703	38.400	38.917	254.6	20:31.053
6	1:57.538	35.705	38.997	42.836	237.9	22:28.591
7	1:53.404	36.429	38.365	38.610	241.1	24:21.995
8	1:51.497	34.946	38.150	38.401	278.1	26:13.492
9	1:56.446	36.715	39.405	40.326	218.3	28:09.938
10	1:52.080	35.208	38.427	38.445	257.0	30:02.018
11	1:51.550	34.632	38.326	38.592	277.3	31:53.568
12	1:58.526	34.721	40.544	43.261	277.3	33:52.094
13	1:58.592	36.096	41.017	41.479	240.5	35:50.686
14	1:51.963	35.092	38.248	38.623	257.0	37:42.649
15	1:56.553	36.270	39.120	41.163	234.3	39:39.202
16	1:58.859 B	35.472	38.162	45.225	248.8	41:38.061
17	10:04.942 B	8:25.568	44.027	55.347	180.6	51:43.003

