

# Professional Track Days

## Monza 23-24-25-26.04.2021


### Free Practice 8 - GT, TOURING

## Sector Analysis

— Invalidated Lap   
 ■ Personal Best   
 ■ Session Best   
 ■ Crossing the pit lane

Lap	Time	Sector 1	Sector 2	Sector 3	T.Spd	Elapsed	Lap	Time	Sector 1	Sector 2	Sector 3	T.Spd	Elapsed	
<b>008</b>	<b>GRUPPEM RACING</b>						AMG GT3	5	1:54.633	36.155	39.072	39.406	268.4	10:45.793
	1.Daniel Juncadella JUNCAL						GT3	6	1:53.786	35.376	38.728	39.682	260.1	12:39.579
	1	2:08.017	50.250	39.655	38.112	147.1	2:08.017	7	1:53.141	35.179	38.752	39.210	269.8	14:32.720
	2	1:48.371	34.547	36.848	36.976	273.9	3:56.388	8	1:53.248	35.525	38.723	39.000	271.8	16:25.968
	3	1:47.767	34.316	36.782	36.669	276.6	5:44.155	9	2:14.584 <b>B</b>	42.697	40.871	51.016	273.9	18:40.552
	4	1:48.828	34.825	37.238	36.765	275.2	7:32.983	10	14:42.404	...	45.550	43.895	146.9	33:22.956
	5	1:46.853	34.175	36.163	36.515	274.5	9:19.836	11	1:55.908	36.479	39.534	39.895	237.9	35:18.864
	6	1:46.921	34.195	36.279	36.447	275.9	11:06.757	12	1:54.431	35.545	39.897	38.989	263.9	37:13.295
	7	1:47.052	34.090	36.277	36.685	275.9	12:53.809	13	1:53.338	35.409	39.045	38.884	268.4	39:06.633
	8	1:47.641	34.059	36.226	37.356	276.6	14:41.450	14	1:54.077	35.477	39.138	39.462	269.1	41:00.710
	9	1:46.915	34.109	36.257	36.549	276.6	16:28.365	15	1:53.012	35.482	38.541	38.989	261.3	42:53.722
	10	1:47.499	34.148	36.193	37.158	279.5	18:15.864	16	1:52.438	35.248	38.380	38.810	265.8	44:46.160
	11	1:47.406	34.270	36.439	36.697	275.9	20:03.270	17	1:53.023	35.340	38.635	39.048	268.4	46:39.183
	12	1:47.149	34.123	36.372	36.654	276.6	21:50.419	18	2:08.677 <b>B</b>	35.403	38.472	54.802	269.8	48:47.860
	13	1:47.833	34.197	36.566	37.070	275.9	23:38.252							
	14	2:04.168 <b>B</b>	34.263	41.124	48.781	275.2	25:42.420							
	15	7:24.877	6:09.164	37.885	37.828	174.0	33:07.297							
	16	1:47.626	34.258	36.598	36.770	274.5	34:54.923							
	17	1:48.326	34.150	36.495	37.681	275.9	36:43.249							
	18	1:47.496	34.293	36.442	36.761	275.9	38:30.745							
	19	1:48.665	34.126	36.937	37.602	277.3	40:19.410							
	20	1:47.417	34.111	36.463	36.843	276.6	42:06.827							
	21	1:51.369	34.312	37.598	39.459	276.6	43:58.196							
	22	1:50.211	34.334	37.654	38.223	278.1	45:48.407							
23	1:47.697	34.226	36.583	36.888	276.6	47:36.104								
24	2:26.296 <b>B</b>	34.113	42.290	1:09.893	279.5	50:02.400								
<b>012</b>	<b>CLRT</b>						Porsche 992 GT3 Cup							
	1.E. SPENLE						C. CUP							
	1	2:40.647	1:16.532	43.599	40.516	143.8	2:40.647							
	2	1:55.990	36.406	39.058	40.526	252.8	4:36.637							
	3	1:52.466	35.538	38.599	38.329	260.7	6:29.103							
	4	1:51.041	35.021	37.951	38.069	264.5	8:20.144							
	5	1:52.400	35.120	38.947	38.333	266.5	10:12.544							
	6	1:51.354	34.987	38.131	38.236	258.2	12:03.898							
	7	1:51.279	34.890	38.148	38.241	267.8	13:55.177							
	8	1:51.211	35.095	37.950	38.166	266.5	15:46.388							
	9	1:50.650	34.737	37.899	38.014	269.1	17:37.038							
	10	2:06.826 <b>B</b>	36.604	38.996	51.226	203.2	19:43.864							
	11	13:33.901	...	41.993	40.468	164.7	33:17.765							
	12	1:52.480	35.469	38.338	38.673	243.8	35:10.245							
	13	1:50.625	34.982	37.503	38.140	267.8	37:00.870							
	14	1:50.633	34.964	37.469	38.200	266.5	38:51.503							
	15	1:50.358	34.847	37.708	37.803	269.1	40:41.861							
16	1:50.290	34.976	37.504	37.810	271.1	42:32.151								
17	2:05.686 <b>B</b>	34.973	38.962	51.751	263.2	44:37.837								
<b>015</b>	<b>CLRT</b>						Porsche 992 GT3 Cup							
	1.H. HASSID						C. CUP							
	1	2:58.850	1:28.477	46.281	44.092	116.3	2:58.850							
	2	1:56.734	36.651	40.029	40.054	227.0	4:55.584							
	3	1:54.859	35.858	39.787	39.214	266.5	6:50.443							
4	2:00.717	41.515	39.191	40.011	273.2	8:51.160								
<b>35</b>	<b>YDEO COMPETITION</b>						Porsche 992							
	1. FRETIN 35						C. CUP							
	1	3:43.517	1:50.386	59.574	53.557	97.8	3:43.517							
	2	2:20.851 <b>B</b>	43.254	45.739	51.858	167.0	6:04.368							
	3	3:37.374	2:11.643	42.136	43.595	170.7	9:41.742							
	4	2:03.567	37.357	42.319	43.891	206.3	11:45.309							
	5	2:02.230	36.812	42.604	42.814	227.0	13:47.539							
	6	2:00.770	37.632	41.218	41.920	206.7	15:48.309							
	7	1:58.713	36.504	40.501	41.708	229.9	17:47.022							
	8	1:58.485	36.767	40.088	41.630	217.4	19:45.507							
	9	1:57.698	36.169	39.916	41.613	244.3	21:43.205							
	10	1:59.645	36.929	40.614	42.102	242.1	23:42.850							
	11	2:24.339 <b>B</b>	36.364	48.551	59.424	243.2	26:07.189							
	12	8:07.717	6:36.696	45.743	45.278	163.2	34:14.906							
	13	2:00.405	36.922	41.417	42.066	234.3	36:15.311							
	14	1:59.526	36.863	40.885	41.778	223.2	38:14.837							
15	2:06.931 <b>B</b>	36.691	40.711	49.529	221.0	40:21.768								
<b>48</b>	<b>BOLZA CORSE</b>						SEAT CUPRA TCR							
	1.Denis BABUIN						TCR							
	1	3:28.817	1:40.135	54.896	53.786	129.7	3:28.817							
	2	2:06.873	40.245	43.341	43.287	203.6	5:35.690							
	3	2:04.645	39.488	42.464	42.693	227.0	7:40.335							
	4	2:03.369	39.447	41.690	42.232	227.9	9:43.704							
	5	2:10.348	43.653	43.572	43.123	198.0	11:54.052							
6	2:49.673 <b>B</b>	42.793	55.709	1:11.171	200.2	14:43.725								
<b>58</b>	<b>RAM AUTORACING</b>						Ferrari 488							
	1.Alberto LIPPI						GT3							
	2.Luca FILIPPI													
	1	3:04.545	1:44.443	40.787	39.315	191.1	3:04.545							
	2	1:51.815	35.087	38.493	38.235	272.5	4:56.360							
	3	1:51.976	35.242	38.215	38.519	273.9	6:48.336							
	4	1:51.884	34.853	38.915	38.116	274.5	8:40.220							
	5	1:51.528	34.857	38.414	38.257	275.9	10:31.748							
	6	1:50.573	34.915	37.632	38.026	272.5	12:22.321							
	7	1:55.629	39.440	38.160	38.029	275.2	14:17.950							
	8	1:51.278	34.904	38.287	38.087	273.9	16:09.228							
9	2:29.452	1:13.385	38.033	38.034	274.5	18:38.680								
10	1:51.310	35.213	38.007	38.090	274.5	20:29.990								





# Professional Track Days

## Monza 23-24-25-26.04.2021

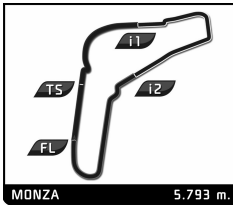
### Free Practice 8 - GT, TOURING

## Sector Analysis

— Invalidated Lap   
 ■ Personal Best   
 ■ Session Best   
 ■ Crossing the pit lane

Lap	Time	Sector 1	Sector 2	Sector 3	T.Spd	Elapsed	Lap	Time	Sector 1	Sector 2	Sector 3	T.Spd	Elapsed
11	1:50.332	34.953	37.586	37.793	273.9	22:20.322	14	1:54.353	35.242	39.643	39.468	256.4	40:49.679
12	7:38.563B	34.904	5:57.535	1:06.124	273.2	29:58.885	15	1:54.931	36.844	38.726	39.361	221.0	42:44.610
<b>067</b> TSUNAMI RT 1. TSUNAMI 2 PORSCHE 911 GT3 CUP C. CUP							16 1:53.924 35.263 38.756 39.905 251.7 44:38.534 17 1:53.009 35.238 38.492 39.279 267.8 46:31.543 18 2:11.148B 35.310 43.232 52.606 254.0 48:42.691						
<b>181</b> TSUNAMI RT 1. TSUNAMI 1 PORSCHE 911 GT3 CUP C. CUP							1 5:30.518 3:43.588 53.942 52.988 133.2 5:30.518 2 2:13.383B 41.032 41.869 50.482 223.2 7:43.901 3 4:42.129 2:58.504 54.372 49.253 131.1 12:26.030 4 2:00.640 37.946 40.846 41.848 250.5 14:26.670 5 1:55.334 35.573 39.394 40.367 270.4 16:22.004 6 1:54.763 35.298 39.265 40.200 276.6 18:16.767 7 1:54.693 35.156 39.447 40.090 273.9 20:11.460 8 1:53.999 35.231 38.949 39.819 274.5 22:05.459 9 1:53.474 35.177 38.723 39.574 271.1 23:58.933 10 2:43.271B 44.663 57.269 1:01.339 193.1 26:42.204 11 10:03.178 8:40.943 41.144 41.091 81.6 36:45.382 12 1:56.508 35.050 41.914 39.544 270.4 38:41.890 13 1:52.837 34.883 38.682 39.272 279.5 40:34.727 14 1:52.434 34.812 38.458 39.164 278.8 42:27.161 15 1:52.696 34.861 38.609 39.226 276.6 44:19.857 16 1:54.293 34.789 38.420 41.084 279.5 46:14.150 17 2:03.267B 34.890 38.703 49.674 280.2 48:17.417						
<b>100</b> TEAM V-ACTION 1. V-ACTION 2 BMW M2 CS RACING M2 CUP							1 2:24.863 54.149 45.991 44.723 150.6 2:24.863 2 2:06.137 38.983 42.521 44.633 220.5 4:31.000 3 2:03.185 38.521 42.034 42.630 217.4 6:34.185 4 2:02.712 38.186 41.959 42.567 232.3 8:36.897 5 2:02.469 37.690 42.695 42.084 254.6 10:39.366 6 2:01.823 37.678 41.962 42.183 250.5 12:41.189 7 2:02.704 37.694 42.372 42.638 232.8 14:43.893 8 2:02.559 37.882 41.945 42.732 233.8 16:46.452 9 2:20.850B 40.904 46.932 53.014 250.5 19:07.302 10 6:15.313B 4:35.028 45.498 54.787 172.8 25:22.615 11 9:50.730 8:17.276 47.606 45.848 186.2 35:13.345 12 2:05.294 38.609 42.915 43.770 220.1 37:18.639 13 2:02.643 37.651 41.905 43.087 248.8 39:21.282 14 2:03.522 37.540 42.850 43.132 234.8 41:24.804 15 3:32.868B 1:09.755 1:06.829 1:16.284 141.4 44:57.672 16 5:10.390B 3:11.614 48.245 1:10.531 168.0 50:08.062						
<b>215</b> CECCATO RACING 1. Nicola NERI 2. Giuseppe FASCICOLO 3. Simone RICCITELLI BMW M4 GT4							1 2:45.118 1:03.999 51.936 49.183 148.9 2:45.118 2 2:03.432 38.150 42.377 42.905 255.8 4:48.550 3 2:02.051 37.947 41.649 42.455 258.2 6:50.601 4 2:00.915 37.618 41.055 42.242 260.1 8:51.516 5 2:18.345B 37.473 42.310 58.562 258.9 11:09.861 6 5:21.833 3:55.694 43.010 43.129 123.4 16:31.694 7 2:03.418 40.507 41.359 41.552 203.2 18:35.112 8 2:13.112 37.555 54.150 41.407 258.2 20:48.224 9 1:59.768 37.349 40.971 41.448 259.5 22:47.992 10 2:24.311B 42.215 44.709 57.387 193.1 25:12.303 11 9:04.525 7:39.033 42.868 42.624 169.1 34:16.828 12 2:00.630 37.847 40.903 41.880 250.5 36:17.458 13 2:02.189 39.277 41.163 41.749 257.6 38:19.647 14 1:59.920 37.816 40.617 41.487 256.4 40:19.567 15 2:00.218 38.059 40.539 41.620 226.0 42:19.785 16 1:59.809 37.540 40.615 41.654 257.0 44:19.594 17 2:00.968 37.864 41.126 41.978 257.0 46:20.562 18 2:11.560B 37.577 40.691 53.292 257.0 48:32.122						
<b>135</b> YDEO COMPETITION 1. FRETIN 135 Porsche 992 C. CUP							1 3:20.169 1:43.748 49.857 46.564 116.8 3:20.169 2 2:21.508 46.177 48.168 47.163 165.2 5:41.677 3 2:07.767 39.106 44.354 44.307 179.1 7:49.444 4 1:56.258 36.277 39.718 40.263 214.0 9:45.702 5 1:57.684 37.385 39.998 40.301 188.7 11:43.386 6 1:55.476 35.856 39.764 39.856 229.9 13:38.862 7 1:53.913 35.492 38.963 39.458 249.9 15:32.775 8 1:54.694 35.453 39.389 39.852 255.2 17:27.469 9 2:05.046B 39.317 39.442 46.287 251.7 19:32.515 10 13:39.540 ... 40.857 40.340 139.6 33:12.055 11 1:54.258 35.405 39.200 39.653 252.8 35:06.313 12 1:55.762 36.576 39.134 40.052 247.7 37:02.075 13 1:53.251 35.294 38.875 39.082 243.8 38:55.326						
<b>300</b> TEAM V-ACTION 1. V-ACTION 1 BMW M2 CS RACING M2 CUP							1 2:17.718 49.515 44.611 43.592 163.2 2:17.718 2 2:08.354 41.597 43.402 43.355 252.8 4:26.072 3 2:02.635 38.315 42.032 42.288 227.9 6:28.707 4 2:02.234 38.023 41.694 42.517 231.8 8:30.941 5 2:02.199 37.882 41.712 42.605 231.8 10:33.140						





# Professional Track Days

## Monza 23-24-25-26.04.2021

### Free Practice 8 - GT, TOURING

## Sector Analysis

— Invalidated Lap  
 ■ Personal Best  
 ■ Session Best  
 ■ Crossing the pit lane

Lap	Time	Sector 1	Sector 2	Sector 3	T.Spd	Elapsed	Lap	Time	Sector 1	Sector 2	Sector 3	T.Spd	Elapsed
6	2:01.421	37.542	41.941	41.938	243.2	12:34.561	1	2:51.849	1:14.839	50.851	46.159	136.4	2:51.849
7	2:18.062B	37.773	41.498	58.791	243.2	14:52.623	2	2:04.250	40.174	41.859	42.217	222.8	4:56.099
8	8:58.458	7:29.330	46.064	43.064	186.8	23:51.081	3	2:01.964	39.129	41.034	41.801	237.4	6:58.063
9	2:17.983B	37.884	43.262	56.837	246.0	26:09.064	4	2:02.686	39.111	41.680	41.895	239.5	9:00.749
10	7:19.663	5:49.449	43.429	46.785	159.9	33:28.727	5	2:12.515B	39.127	40.966	52.422	240.5	11:13.264
11	2:00.268	37.659	41.128	41.481	238.4	35:28.995	6	3:31.354	2:08.355	41.193	41.806	153.3	14:44.618
12	1:59.453	37.271	40.621	41.561	247.1	37:28.448	7	2:02.009	38.779	40.968	42.262	245.4	16:46.627
13	1:59.413	37.220	40.658	41.535	251.7	39:27.861	8	2:19.353	44.344	47.008	48.001	179.7	19:05.980
14	2:11.931B	37.264	41.929	52.738	244.3	41:39.792	9	2:02.047	39.339	40.825	41.883	237.9	21:08.027
15	3:56.003	2:32.649	41.304	42.050	186.8	45:35.795	10	2:29.623B	43.935	48.398	57.290	240.5	23:37.650

322	<b>KRYPTON MOTORSPORT</b>	PORSCHE 991 GT3 CUP
	1. KMS1	C. CUP

1	2:43.398	1:02.597	52.067	48.734	102.6	2:43.398
2	2:02.876	38.135	42.120	42.621	242.7	4:46.274
3	1:59.494	36.570	41.039	41.885	265.8	6:45.768
4	1:59.974	36.652	41.132	42.190	257.0	8:45.742
5	1:59.839	36.765	41.032	42.042	241.1	10:45.581
6	2:11.849B	38.150	41.785	51.914	214.0	12:57.430
7	5:43.765	4:14.943	43.252	45.570	177.6	18:41.195
8	2:05.537	36.706	45.367	43.464	262.6	20:46.732
9	1:58.843	36.488	40.783	41.572	268.4	22:45.575
10	2:21.114B	37.901	43.973	59.240	271.8	25:06.689
11	9:33.507	8:05.213	44.331	43.963	167.5	34:40.196
12	2:06.438	37.813	43.795	44.830	207.1	36:46.634
13	2:01.723	37.285	41.932	42.506	220.5	38:48.357
14	2:00.717	36.902	41.389	42.426	242.7	40:49.074
15	2:03.285	38.765	41.482	43.038	207.1	42:52.359
16	2:11.259B	38.222	41.306	51.731	250.5	45:03.618

563	<b>KRYPTON MOTORSPORT</b>	PORSCHE 992 GT3 CUP
	1. KMS2	C. CUP

1	2:14.134	48.968	43.355	41.811	169.3	2:14.134
2	1:54.719	35.733	39.304	39.682	242.1	4:08.853
3	1:53.382	35.591	38.755	39.036	258.2	6:02.235
4	1:52.958	35.371	38.558	39.029	259.5	7:55.193
5	2:00.413	38.824	40.629	40.960	259.5	9:55.606
6	1:52.768	35.447	38.547	38.774	262.6	11:48.374
7	1:55.116	35.031	40.867	39.218	265.8	13:43.490
8	1:57.184	35.330	39.849	42.005	269.1	15:40.674
9	1:53.167	35.511	38.514	39.142	255.8	17:33.841
10	1:53.458	35.488	38.916	39.054	259.5	19:27.299
11	1:53.339	35.388	38.832	39.119	262.0	21:20.638
12	2:00.976B	35.282	39.134	46.560	263.9	23:21.614
13	10:29.926	8:59.445	45.507	44.974	116.8	33:51.540
14	2:02.989	38.444	41.433	43.112	227.4	35:54.529
15	1:52.092	35.220	38.354	38.518	264.5	37:46.621
16	1:51.736	35.129	38.143	38.464	263.2	39:38.357
17	1:51.665	35.002	37.984	38.679	265.8	41:30.022
18	2:40.310B	59.031	48.297	52.982	263.2	44:10.332
19	4:48.400B	3:15.807	39.746	52.847	166.7	48:58.732

601	<b>NEXT MOTORSPORT</b>	Hyundai I30
	1. Adriano VISDOMINI 2. Marco BUTTI	TCR


605	<b>TECNODOM SPORT</b>	HONDA CIVIC TCR
	1. TECNODOM	TCR

1	3:27.252	1:24.177	1:01.968	1:01.107	142.9	3:27.252
2	2:05.046	38.807	43.333	42.906	243.2	5:32.298
3	2:00.602	38.514	40.617	41.471	240.0	7:32.900
4	1:59.180	38.198	40.013	40.969	248.8	9:32.080
5	2:19.144B	38.336	45.485	55.323	248.8	11:51.224
6	6:03.762	4:17.488	1:00.724	45.550	129.4	17:54.986
7	2:00.842	38.205	41.089	41.548	248.8	19:55.828
8	2:15.424B	38.126	40.604	56.694	247.7	22:11.252
9	12:29.610	...	50.388	53.884	154.9	34:40.862
10	2:10.018	39.068	45.589	45.361	231.8	36:50.880
11	2:01.022	38.211	40.124	42.687	246.5	38:51.902
12	1:59.776	38.347	40.252	41.177	246.0	40:51.678
13	2:29.322B	39.780	46.977	1:02.565	211.1	43:21.000

607	<b>CECCATO RACING</b>	BMW M6
	1. Stefano COMANDINI 2. Marius ZUG	GT3

1	2:29.133	1:11.611	39.710	37.812	141.2	2:29.133
2	1:50.106	34.747	37.872	37.487	277.3	4:19.239
3	1:48.660	34.690	36.975	36.995	278.8	6:07.899
4	1:48.542	34.565	36.905	37.072	278.1	7:56.441
5	1:48.766	34.772	36.842	37.152	277.3	9:45.207
6	1:50.752	34.739	37.259	38.754	272.5	11:35.959
7	1:48.769	34.837	36.851	37.081	274.5	13:24.728
8	1:48.249	34.090	36.916	37.243	278.8	15:12.977
9	1:55.057B	34.414	36.958	43.685	279.5	17:08.034
10	19:31.992	...	40.256	39.427	127.3	36:40.026
11	1:49.667	34.877	37.379	37.411	274.5	38:29.693
12	1:50.973	34.765	37.661	38.547	277.3	40:20.666
13	1:49.576	34.845	37.327	37.404	280.2	42:10.242
14	1:49.629	34.788	37.305	37.536	275.9	43:59.871
15	1:49.380	34.522	37.407	37.451	279.5	45:49.251
16	1:56.798B	34.677	37.413	44.708	279.5	47:46.049





# Professional Track Days

## Monza 23-24-25-26.04.2021

### Free Practice 8 - GT, TOURING

## Sector Analysis

— Invalidated Lap    ■ Personal Best    ■ Session Best    B Crossing the pit lane

Lap	Time	Sector 1	Sector 2	Sector 3	T.Spd	Elapsed	Lap	Time	Sector 1	Sector 2	Sector 3	T.Spd	Elapsed
<b>619</b> AKM MOTORSPORT MERCEDES AMG 1. SEGU' GT3 2. ALESSANDRI							4	1:50.734	35.025	<b>37.691</b>	38.018	273.2	10:04.092
1	20:45.280	...	50.515	42.482	159.4	20:45.280	5	1:51.668	<b>34.813</b>	38.795	38.060	275.2	11:55.760
2	1:58.640	36.389	40.567	41.684	251.7	22:43.920	6	1:51.862	35.604	37.921	38.337	278.1	13:47.622
3	2:19.120 <b>B</b>	35.874	41.114	1:02.132	269.8	25:03.040	7	1:51.110	34.993	37.951	38.166	275.9	15:38.732
4	9:09.901	7:47.040	41.864	40.997	185.2	34:12.941	8	<b>1:50.462</b>	34.931	37.779	<b>37.752</b>	276.6	17:29.194
5	1:57.174	35.813	40.816	40.545	265.8	36:10.115	9	1:50.767	34.913	37.914	37.940	276.6	19:19.961
6	1:54.902	35.651	39.582	39.669	271.1	38:05.017	10	1:51.441	34.844	38.028	38.569	275.2	21:11.402
7	<b>1:53.324</b>	35.272	<b>38.879</b>	39.173	273.2	39:58.341	11	1:51.508	34.992	38.425	38.091	274.5	23:02.910
8	1:53.440	<b>35.119</b>	39.261	39.060	273.9	41:51.781	12	2:11.420 <b>B</b>	34.883	38.442	58.095	275.2	25:14.330
9	1:55.723	37.028	39.384	39.311	274.5	43:47.504	13	8:50.888	7:21.585	45.054	44.249	173.4	34:05.218
10	1:53.841	35.460	38.896	39.485	273.9	45:41.345	14	1:57.885	36.004	40.461	41.420	271.1	36:03.103
11	1:53.395	35.218	39.136	<b>39.041</b>	272.5	47:34.740	15	1:56.329	35.279	39.541	41.509	273.2	37:59.432
12	2:30.832 <b>B</b>	34.989	45.393	1:10.450	275.2	50:05.572	16	1:56.634	35.750	39.686	41.198	268.4	39:56.066
<b>627</b> GHINZANI MOTORSPORT PORSCHE 911 GT3 CUP 1. Federico MALVESTITI C. CUP 2. Alberto CERQUI							17	2:00.709	35.322	42.003	43.384	271.1	41:56.775
1	3:14.397 <b>B</b>	1:25.584	51.287	57.526	138.1	3:14.397	18	1:57.231	35.540	39.977	41.714	273.2	43:54.006
2	9:43.345	8:14.314	44.641	44.390	184.3	12:57.742	19	1:58.252	35.174	39.635	43.443	271.8	45:52.258
3	1:56.532	36.080	39.996	40.456	244.9	14:54.274	20	1:56.730	35.255	39.735	41.740	274.5	47:48.988
4	1:53.669	35.293	38.662	39.714	273.2	16:47.943	21	2:22.451 <b>B</b>	35.225	45.376	1:01.850	273.2	50:11.439
5	2:06.716 <b>B</b>	37.288	39.270	50.158	247.7	18:54.659	<b>699</b> TSUNAMI RT PORSCHE 911 GT3 CUP 1. QUARESMINI C. CUP						
6	6:15.459 <b>B</b>	4:34.610	42.721	58.128	98.6	25:10.118	1	4:16.486	2:52.735	41.337	42.414	138.5	4:16.486
7	8:15.397	6:52.580	41.222	41.595	201.0	33:25.515	2	1:53.549	35.048	37.856	40.645	271.8	6:10.035
8	1:54.864	35.708	38.936	40.220	240.5	35:20.379	3	1:50.475	34.886	37.516	38.073	274.5	8:00.510
9	2:09.992	35.132	45.019	49.841	269.8	37:30.371	4	1:50.159	34.628	37.616	<b>37.915</b>	279.5	9:50.669
10	1:54.970	35.129	40.378	39.463	259.5	39:25.341	5	1:54.353	34.879	38.753	40.721	278.1	11:45.022
11	1:52.590	<b>34.799</b>	<b>38.452</b>	<b>39.339</b>	271.8	41:17.931	6	1:51.126	34.899	38.089	38.138	267.1	13:36.148
12	<b>1:52.491</b>	34.805	<b>38.211</b>	39.475	276.6	43:10.422	7	<b>1:49.787</b>	<b>34.465</b>	<b>37.328</b>	37.994	279.5	15:25.935
13	2:09.304 <b>B</b>	39.492	40.133	49.679	281.7	45:19.726	8	2:02.114 <b>B</b>	38.381	38.491	45.242	282.4	17:28.049
<b>644</b> SPORT RACING Porsche 911 GT3 Cup 1. SP Racing GT							9	15:55.529	...	44.310	52.841	195.5	33:23.578
1	2:36.664	1:08.977	44.847	<b>42.840</b>	156.4	2:36.664	10	2:01.774	39.391	42.508	39.875	213.2	35:25.352
2	2:09.598 <b>B</b>	<b>37.104</b>	<b>41.997</b>	50.497	238.4	4:46.262	11	1:59.361	34.959	41.321	43.081	280.2	37:24.713
3	7:32.207	6:05.325	43.457	43.425	172.6	12:18.469	12	1:51.392	34.512	38.370	38.510	279.5	39:16.105
4	2:31.935 <b>B</b>	46.310	43.311	1:02.314	262.0	14:50.404	13	2:00.660 <b>B</b>	34.597	37.795	48.268	278.8	41:16.765
5	4:06.331	2:35.331	47.068	43.932	134.9	18:56.735	14	7:33.110 <b>B</b>	5:59.986	39.282	53.842	206.7	48:49.875
6	<b>2:07.780</b>	39.974	44.066	43.740	240.5	21:04.515	<b>663</b> AKM MOTORSPORT LAMBORGHINI HURACAN ST 1. PEGORARO GT						
7	2:25.606 <b>B</b>	38.165	43.912	1:03.529	240.0	23:30.121	1	4:29.286	3:07.951	40.582	40.753	193.1	4:29.286
8	10:29.844	8:59.668	45.127	45.049	121.2	33:59.965	2	1:53.065	35.341	38.816	38.908	260.1	6:22.351
9	2:12.846	38.297	47.314	47.235	237.4	36:12.811	3	1:51.007	35.058	37.736	38.213	273.2	8:13.358
10	2:24.727 <b>B</b>	47.499	43.544	53.684	246.0	38:37.538							
11	9:15.202	7:36.594	48.725	49.883	151.2	47:52.740							
12	2:45.357 <b>B</b>	42.508	55.217	1:07.632	189.7	50:38.097							

