

Professional Track Days

Monza 23-24-25-26.04.2021


Free Practice 9 - GT, TOURING

Sector Analysis

— Invalidated Lap ■ Personal Best ■ Session Best ■ Crossing the pit lane

| Lap | Time | Sector 1 | Sector 2 | Sector 3 | T.Spd | Elapsed | Lap | Time | Sector 1 | Sector 2 | Sector 3 | T.Spd | Elapsed | | |
|------------|--|-----------------------------|--|---------------|---------------|---------------|----------------|-------------------------------|-----------------------|----------|----------|--------|---------|-----------|-----------|
| 008 | GRUPPEM RACING 1. Daniel Juncadella JUNCAL | | | | | | AMG GT3 GT3 | 9 | 2:16.757 B | 37.816 | 42.248 | 56.693 | 226.0 | 32:56.705 | |
| | 10 | 10:35.802 | | 9:11.647 | 42.444 | 41.711 | 180.6 | 43:32.507 | | | | | | | |
| | 11 | 1:54.255 | | 35.934 | 38.793 | 39.528 | 254.0 | 45:26.762 | | | | | | | |
| | 12 | 1:53.672 | | 35.690 | 38.610 | 39.372 | 265.8 | 47:20.434 | | | | | | | |
| | 13 | 1:53.156 | | 35.398 | 38.553 | 39.205 | 271.1 | 49:13.590 | | | | | | | |
| | 14 | 1:52.949 | | 35.054 | 38.953 | 38.942 | 269.1 | 51:06.539 | | | | | | | |
| | 15 | 1:52.691 | | 35.373 | 38.609 | 38.709 | 269.1 | 52:59.230 | | | | | | | |
| | 16 | 1:52.281 | | 35.121 | 38.537 | 38.623 | 270.4 | 54:51.511 | | | | | | | |
| | 17 | 2:09.150 B | | 35.294 | 39.483 | 54.373 | 267.1 | 57:00.661 | | | | | | | |
| | 012 | CLRT 1. E. SPENLE | | | | | | Porsche 992 GT3 Cup C. CUP | 9 | 1:48.564 | 34.443 | 37.193 | 36.928 | 273.9 | 43:47.032 |
| | | 10 | 1:47.675 | 34.229 | 36.623 | 36.823 | 275.9 | 45:34.707 | | | | | | | |
| | | 11 | 1:47.502 | 34.161 | 36.493 | 36.848 | 275.2 | 47:22.209 | | | | | | | |
| | | 12 | 1:49.808 | 34.507 | 37.550 | 37.751 | 271.8 | 49:12.017 | | | | | | | |
| | | 13 | 1:52.441 | 34.078 | 36.432 | 41.931 | 278.8 | 51:04.458 | | | | | | | |
| | | 14 | 1:48.619 | 34.139 | 36.740 | 37.740 | 278.1 | 52:53.077 | | | | | | | |
| | | 15 | 1:47.215 | 34.200 | 36.376 | 36.639 | 275.2 | 54:40.292 | | | | | | | |
| | | 16 | 1:57.631 B | 35.031 | 38.047 | 44.553 | 235.3 | 56:37.923 | | | | | | | |
| 015 | | CLRT 1. H. HASSID | | | | | | Porsche 992 GT3 Cup C. CUP | 9 | 1:48.564 | 34.443 | 37.193 | 36.928 | 273.9 | 43:47.032 |
| | | 10 | 1:47.675 | 34.229 | 36.623 | 36.823 | 275.9 | 45:34.707 | | | | | | | |
| | | 11 | 1:47.502 | 34.161 | 36.493 | 36.848 | 275.2 | 47:22.209 | | | | | | | |
| | | 12 | 1:49.808 | 34.507 | 37.550 | 37.751 | 271.8 | 49:12.017 | | | | | | | |
| | | 13 | 1:52.441 | 34.078 | 36.432 | 41.931 | 278.8 | 51:04.458 | | | | | | | |
| | | 14 | 1:48.619 | 34.139 | 36.740 | 37.740 | 278.1 | 52:53.077 | | | | | | | |
| | | 15 | 1:47.215 | 34.200 | 36.376 | 36.639 | 275.2 | 54:40.292 | | | | | | | |
| | | 16 | 1:57.631 B | 35.031 | 38.047 | 44.553 | 235.3 | 56:37.923 | | | | | | | |
| | | 35 | YDEO COMPETITION 1. FRETIN 35 | | | | | | Porsche 992 C. CUP | 9 | 1:48.564 | 34.443 | 37.193 | 36.928 | 273.9 |
| | 10 | | 1:47.675 | 34.229 | 36.623 | 36.823 | 275.9 | 45:34.707 | | | | | | | |
| | 11 | | 1:47.502 | 34.161 | 36.493 | 36.848 | 275.2 | 47:22.209 | | | | | | | |
| | 12 | | 1:49.808 | 34.507 | 37.550 | 37.751 | 271.8 | 49:12.017 | | | | | | | |
| | 13 | | 1:52.441 | 34.078 | 36.432 | 41.931 | 278.8 | 51:04.458 | | | | | | | |
| | 14 | | 1:48.619 | 34.139 | 36.740 | 37.740 | 278.1 | 52:53.077 | | | | | | | |
| | 15 | | 1:47.215 | 34.200 | 36.376 | 36.639 | 275.2 | 54:40.292 | | | | | | | |
| | 16 | | 1:57.631 B | 35.031 | 38.047 | 44.553 | 235.3 | 56:37.923 | | | | | | | |
| | 48 | | BOLZA CORSE 1. Denis BABUIN | | | | | | SEAT CUPRA TCR TCR | 9 | 1:48.564 | 34.443 | 37.193 | 36.928 | 273.9 |
| 10 | | | 1:47.675 | 34.229 | 36.623 | 36.823 | 275.9 | 45:34.707 | | | | | | | |
| 11 | | | 1:47.502 | 34.161 | 36.493 | 36.848 | 275.2 | 47:22.209 | | | | | | | |
| 12 | | | 1:49.808 | 34.507 | 37.550 | 37.751 | 271.8 | 49:12.017 | | | | | | | |
| 13 | | | 1:52.441 | 34.078 | 36.432 | 41.931 | 278.8 | 51:04.458 | | | | | | | |
| 14 | | | 1:48.619 | 34.139 | 36.740 | 37.740 | 278.1 | 52:53.077 | | | | | | | |
| 15 | | | 1:47.215 | 34.200 | 36.376 | 36.639 | 275.2 | 54:40.292 | | | | | | | |
| 16 | | | 1:57.631 B | 35.031 | 38.047 | 44.553 | 235.3 | 56:37.923 | | | | | | | |
| 58 | | | RAM AUTORACING 1. Alberto LIPPI 2. Luca FILIPPI | | | | | | Ferrari 488 GT3 | 9 | 1:48.564 | 34.443 | 37.193 | 36.928 | 273.9 |
| | | 10 | 1:47.675 | 34.229 | 36.623 | 36.823 | 275.9 | 45:34.707 | | | | | | | |
| | | 11 | 1:47.502 | 34.161 | 36.493 | 36.848 | 275.2 | 47:22.209 | | | | | | | |
| | | 12 | 1:49.808 | 34.507 | 37.550 | 37.751 | 271.8 | 49:12.017 | | | | | | | |
| | | 13 | 1:52.441 | 34.078 | 36.432 | 41.931 | 278.8 | 51:04.458 | | | | | | | |
| | | 14 | 1:48.619 | 34.139 | 36.740 | 37.740 | 278.1 | 52:53.077 | | | | | | | |
| | | 15 | 1:47.215 | 34.200 | 36.376 | 36.639 | 275.2 | 54:40.292 | | | | | | | |
| | | 16 | 1:57.631 B | 35.031 | 38.047 | 44.553 | 235.3 | 56:37.923 | | | | | | | |





Professional Track Days

Monza 23-24-25-26.04.2021

Free Practice 9 - GT, TOURING

Sector Analysis

— Invalidated Lap
 ■ Personal Best
 ■ Session Best
 ■ Crossing the pit lane

| Lap | Time | Sector 1 | Sector 2 | Sector 3 | T.Spd | Elapsed | Lap | Time | Sector 1 | Sector 2 | Sector 3 | T.Spd | Elapsed |
|-----|-----------------|---------------|---------------|---------------|-------|-------------|-----|-----------------|---------------|---------------|---------------|-------|-----------|
| 6 | 1:54.469 | 36.023 | 39.079 | 39.367 | 270.4 | 46:45.227 | 4 | 1:52.399 | 35.325 | 38.276 | 38.798 | 238.4 | 12:56.328 |
| 7 | 1:53.705 | 35.466 | 39.226 | 39.013 | 272.5 | 48:38.932 | 5 | 1:52.702 | 35.322 | 38.650 | 38.730 | 249.4 | 14:49.030 |
| 8 | 1:53.706 | 35.384 | 38.981 | 39.341 | 275.2 | 50:32.638 | 6 | 1:52.796 | 35.246 | 38.723 | 38.827 | 259.5 | 16:41.826 |
| 9 | 1:52.717 | 35.093 | 38.690 | 38.934 | 273.2 | 52:25.355 | 7 | 2:37.362 B | 35.204 | 1:12.592 | 49.566 | 258.9 | 19:19.188 |
| 10 | 1:52.535 | 35.010 | 38.670 | 38.855 | 272.5 | 54:17.890 | 8 | 8:57.854 | 7:38.987 | 39.763 | 39.104 | 138.3 | 28:17.042 |
| 11 | 1:52.180 | 35.101 | 38.563 | 38.516 | 273.2 | 56:10.070 | 9 | 1:52.294 | 35.228 | 38.384 | 38.682 | 265.2 | 30:09.336 |
| 12 | 1:52.591 | 35.162 | 38.508 | 38.921 | 273.9 | 58:02.661 | 10 | 1:53.220 | 35.218 | 39.170 | 38.832 | 252.3 | 32:02.556 |
| 13 | 2:18.534 B | 34.649 | 38.510 | 1:05.375 | 275.2 | 1:00:21.195 | 11 | 2:40.314 B | 35.591 | 46.447 | 1:18.276 | 240.0 | 34:42.870 |

| 067 TSUNAMI RT | | Porsche 911 GT3 CUP | | | | |
|----------------|-----------------|---------------------|---------------|---------------|-------|-----------|
| 1. TSUNAMI 2 | | C. CUP | | | | |
| 1 | 10:46.326 | 9:20.813 | 43.860 | 41.653 | 114.9 | 10:46.326 |
| 2 | 1:53.763 | 35.850 | 38.929 | 38.984 | 250.5 | 12:40.089 |
| 3 | 1:52.269 | 35.205 | 38.431 | 38.633 | 270.4 | 14:32.358 |
| 4 | 1:51.206 | 34.766 | 38.114 | 38.326 | 275.2 | 16:23.564 |
| 5 | 1:51.375 | 34.703 | 38.295 | 38.377 | 273.2 | 18:14.939 |
| 6 | 1:52.182 | 35.527 | 38.190 | 38.465 | 258.9 | 20:07.121 |
| 7 | 2:02.342 B | 36.147 | 38.557 | 47.638 | 226.5 | 22:09.463 |
| 8 | 4:46.575 | 3:28.422 | 38.857 | 39.296 | 205.1 | 26:56.038 |
| 9 | 1:51.753 | 34.783 | 38.365 | 38.605 | 273.9 | 28:47.791 |
| 10 | 1:52.272 | 34.711 | 38.268 | 39.293 | 276.6 | 30:40.063 |
| 11 | 4:39.850 B | 34.537 | 1:09.377 | 2:55.936 | 277.3 | 35:19.913 |


| 100 TEAM V-ACTION | | BMW M2 CS RACING | | | | |
|-------------------|-----------------|------------------|---------------|---------------|-------|-------------|
| 1. V-ACTION 2 | | M2 CUP | | | | |
| 1 | 2:32.029 | 55.465 | 47.813 | 48.751 | 173.1 | 2:32.029 |
| 2 | 2:08.569 | 40.413 | 43.571 | 44.585 | 207.1 | 4:40.598 |
| 3 | 2:05.258 | 39.115 | 42.812 | 43.331 | 218.8 | 6:45.856 |
| 4 | 2:06.384 | 37.910 | 43.549 | 44.925 | 241.1 | 8:52.240 |
| 5 | 2:03.136 | 37.927 | 42.429 | 42.780 | 230.8 | 10:55.376 |
| 6 | 2:03.225 | 37.796 | 42.113 | 43.316 | 237.9 | 12:58.601 |
| 7 | 2:02.619 | 37.592 | 41.910 | 43.117 | 244.9 | 15:01.220 |
| 8 | 2:02.686 | 37.878 | 41.791 | 43.017 | 241.6 | 17:03.906 |
| 9 | 2:03.419 | 37.931 | 42.515 | 42.973 | 240.0 | 19:07.325 |
| 10 | 2:02.087 | 37.489 | 41.865 | 42.733 | 248.8 | 21:09.412 |
| 11 | 2:03.959 | 37.803 | 43.095 | 43.061 | 247.7 | 23:13.371 |
| 12 | 2:11.697 | 45.359 | 42.784 | 43.554 | 239.5 | 25:25.068 |
| 13 | 2:03.908 | 38.250 | 42.363 | 43.295 | 248.8 | 27:28.976 |
| 14 | 2:12.876 B | 38.733 | 42.749 | 51.394 | 203.2 | 29:41.852 |
| 15 | 12:42.255 | ... | 42.483 | 42.884 | 167.3 | 42:24.107 |
| 16 | 2:00.457 | 37.383 | 40.959 | 42.115 | 239.5 | 44:24.564 |
| 17 | 1:59.073 | 37.124 | 40.550 | 41.399 | 244.3 | 46:23.637 |
| 18 | 2:05.997 B | 37.026 | 40.859 | 48.112 | 246.0 | 48:29.634 |
| 19 | 3:25.146 | 2:02.352 | 41.188 | 41.606 | 161.3 | 51:54.780 |
| 20 | 1:59.652 | 36.879 | 40.563 | 42.210 | 243.2 | 53:54.432 |
| 21 | 1:58.816 | 37.040 | 40.569 | 41.207 | 246.0 | 55:53.248 |
| 22 | 1:58.685 | 36.824 | 40.499 | 41.362 | 255.8 | 57:51.933 |
| 23 | 2:16.399 B | 37.675 | 42.104 | 56.620 | 239.5 | 1:00:08.332 |

| 135 YDEO COMPETITION | | Porsche 992 | | | | |
|----------------------|----------|-------------|--------|--------|-------|-----------|
| 1. FRETIN 135 | | C. CUP | | | | |
| 1 | 7:02.681 | 5:22.502 | 53.502 | 46.677 | 100.9 | 7:02.681 |
| 2 | 2:06.382 | 42.774 | 42.030 | 41.578 | 153.3 | 9:09.063 |
| 3 | 1:54.866 | 36.148 | 39.360 | 39.358 | 204.0 | 11:03.929 |

| 215 CECCATO RACING | | BMW M4 | | | | |
|-----------------------|-----------------|----------------------|---------------|---------------|-------|-------------|
| 1. Nicola NERI | | 3. Simone RICCITELLI | | | | |
| 2. Giuseppe FASCICOLO | | GT4 | | | | |
| 1 | 2:41.432 | 1:13.492 | 43.707 | 44.233 | 167.8 | 2:41.432 |
| 2 | 2:04.401 | 38.333 | 42.025 | 44.043 | 254.0 | 4:45.833 |
| 3 | 2:01.156 | 37.854 | 41.550 | 41.752 | 257.0 | 6:46.989 |
| 4 | 2:01.088 | 37.502 | 41.550 | 42.036 | 258.9 | 8:48.077 |
| 5 | 2:01.131 | 37.769 | 41.160 | 42.202 | 255.8 | 10:49.208 |
| 6 | 2:11.631 B | 38.337 | 41.750 | 51.544 | 252.8 | 13:00.839 |
| 7 | 4:54.795 | 3:28.480 | 41.703 | 44.612 | 189.4 | 17:55.634 |
| 8 | 2:01.796 | 38.296 | 41.522 | 41.978 | 256.4 | 19:57.430 |
| 9 | 2:00.294 | 37.658 | 41.049 | 41.587 | 257.6 | 21:57.724 |
| 10 | 2:00.244 | 37.796 | 40.998 | 41.450 | 257.0 | 23:57.968 |
| 11 | 2:10.929 B | 37.997 | 41.230 | 51.702 | 258.9 | 26:08.897 |
| 12 | 4:28.035 | 3:03.891 | 41.126 | 43.018 | 194.5 | 30:36.932 |
| 13 | 2:24.035 B | 37.415 | 43.674 | 1:02.946 | 258.9 | 33:00.967 |
| 14 | 9:12.450 | 7:48.765 | 41.972 | 41.713 | 187.1 | 42:13.417 |
| 15 | 2:00.569 | 37.681 | 41.255 | 41.633 | 257.0 | 44:13.986 |
| 16 | 1:59.760 | 37.604 | 40.504 | 41.652 | 257.6 | 46:13.746 |
| 17 | 1:59.746 | 37.371 | 40.742 | 41.633 | 260.1 | 48:13.492 |
| 18 | 2:05.489 | 37.427 | 46.207 | 41.855 | 259.5 | 50:18.981 |
| 19 | 1:59.715 | 37.615 | 40.667 | 41.433 | 260.1 | 52:18.696 |
| 20 | 1:59.385 | 37.570 | 40.436 | 41.379 | 258.2 | 54:18.081 |
| 21 | 1:59.846 | 37.710 | 40.442 | 41.694 | 255.8 | 56:17.927 |
| 22 | 1:59.658 | 37.753 | 40.527 | 41.378 | 251.1 | 58:17.585 |
| 23 | 2:41.046 B | 40.136 | 47.097 | 1:13.813 | 166.5 | 1:00:58.631 |

| 300 TEAM V-ACTION | | BMW M2 CS RACING | | | | |
|-------------------|-----------------|------------------|---------------|---------------|-------|-----------|
| 1. V-ACTION 1 | | M2 CUP | | | | |
| 1 | 2:36.203 | 1:01.421 | 47.825 | 46.957 | 158.9 | 2:36.203 |
| 2 | 2:10.522 | 39.899 | 45.416 | 45.207 | 217.9 | 4:46.725 |
| 3 | 2:07.025 | 38.513 | 44.159 | 44.353 | 239.5 | 6:53.750 |
| 4 | 2:05.904 | 38.988 | 43.314 | 43.602 | 252.3 | 8:59.654 |
| 5 | 2:04.371 | 38.000 | 42.887 | 43.484 | 246.0 | 11:04.025 |
| 6 | 2:04.944 | 38.730 | 42.722 | 43.492 | 218.8 | 13:08.969 |
| 7 | 2:02.981 | 37.979 | 42.234 | 42.768 | 246.5 | 15:11.950 |
| 8 | 2:03.830 | 38.033 | 43.027 | 42.770 | 241.6 | 17:15.780 |
| 9 | 2:03.362 | 38.044 | 42.328 | 42.990 | 248.2 | 19:19.142 |
| 10 | 2:02.816 | 37.741 | 42.461 | 42.614 | 245.4 | 21:21.958 |





Professional Track Days

Monza 23-24-25-26.04.2021


Free Practice 9 - GT, TOURING

Sector Analysis

— Invalidated Lap
 ■ Personal Best
 ■ Session Best
 ■ Crossing the pit lane

| Lap | Time | Sector 1 | Sector 2 | Sector 3 | T.Spd | Elapsed | Lap | Time | Sector 1 | Sector 2 | Sector 3 | T.Spd | Elapsed |
|---|-----------------|---------------|---------------|---------------|-------|-------------|-----|------|----------|----------|----------|-------|---------|
| 322 KRYPTON MOTORSPORT <small>PORSCHE 991 GT3 CUP</small> 1. KMS1 C. CUP | | | | | | | | | | | | | |
| 1 | 2:48.497 | 1:12.979 | 47.295 | 48.223 | 157.8 | 2:48.497 | | | | | | | |
| 2 | 2:02.530 | 38.461 | 42.142 | 41.927 | 234.3 | 4:51.027 | | | | | | | |
| 3 | 2:00.185 | 36.728 | 41.668 | 41.789 | 248.2 | 6:51.212 | | | | | | | |
| 4 | 1:58.525 | 36.370 | 40.698 | 41.457 | 262.6 | 8:49.737 | | | | | | | |
| 5 | 1:58.586 | 36.821 | 40.765 | 41.000 | 235.8 | 10:48.323 | | | | | | | |
| 6 | 1:58.386 | 36.710 | 40.747 | 40.929 | 253.4 | 12:46.709 | | | | | | | |
| 7 | 1:57.863 | 36.395 | 40.799 | 40.669 | 255.2 | 14:44.572 | | | | | | | |
| 8 | 2:09.472B | 37.336 | 41.721 | 50.415 | 270.4 | 16:54.044 | | | | | | | |
| 9 | 6:26.976B | 4:43.335 | 44.689 | 58.952 | 161.1 | 23:21.020 | | | | | | | |
| 10 | 6:02.950B | 4:03.254 | 1:01.062 | 58.634 | 62.2 | 29:23.970 | | | | | | | |
| 11 | 4:44.136B | 2:44.622 | 49.094 | 1:10.420 | 175.6 | 34:08.106 | | | | | | | |
| 12 | 9:45.097 | 8:21.569 | 42.455 | 41.073 | 196.6 | 43:53.203 | | | | | | | |
| 13 | 1:58.430 | 37.019 | 40.431 | 40.980 | 264.5 | 45:51.633 | | | | | | | |
| 14 | 2:01.505 | 39.913 | 40.574 | 41.018 | 273.9 | 47:53.138 | | | | | | | |
| 15 | 1:58.069 | 36.981 | 40.094 | 40.994 | 252.3 | 49:51.207 | | | | | | | |
| 16 | 2:10.738B | 38.225 | 40.384 | 52.129 | 234.3 | 52:01.945 | | | | | | | |
| 17 | 6:38.004 | 5:16.826 | 40.654 | 40.524 | 199.5 | 58:39.949 | | | | | | | |
| 18 | 2:45.344B | 36.635 | 44.002 | 1:24.707 | 262.6 | 1:01:25.293 | | | | | | | |
| 601 NEXT MOTORSPORT <small>Hyundai i30 TCR</small> 1. Adriano VISDOMINI 2. Marco BUTTI | | | | | | | | | | | | | |
| 1 | 3:49.041 | 2:17.090 | 46.755 | 45.196 | 160.4 | 3:49.041 | | | | | | | |
| 2 | 2:12.201B | 39.659 | 41.894 | 50.648 | 235.3 | 6:01.242 | | | | | | | |
| 3 | 3:59.509 | 2:35.142 | 42.224 | 42.143 | 164.0 | 10:00.751 | | | | | | | |
| 4 | 2:01.915 | 39.044 | 41.004 | 41.867 | 237.4 | 12:02.666 | | | | | | | |
| 5 | 2:04.262 | 39.349 | 42.196 | 42.717 | 241.1 | 14:06.928 | | | | | | | |
| 6 | 2:03.048 | 39.001 | 41.734 | 42.313 | 239.5 | 16:09.976 | | | | | | | |
| 7 | 2:11.409B | 39.108 | 41.236 | 51.065 | 237.9 | 18:21.385 | | | | | | | |
| 8 | 4:48.667B | 2:43.939 | 54.946 | 1:09.782 | 127.0 | 23:10.052 | | | | | | | |
| 9 | 19:22.539 | ... | 45.901 | 44.814 | 144.6 | 42:32.591 | | | | | | | |
| 10 | 2:14.257B | 39.700 | 43.745 | 50.812 | 236.9 | 44:46.848 | | | | | | | |
| 11 | 2:53.749 | 1:22.405 | 47.096 | 44.248 | 188.7 | 47:40.597 | | | | | | | |
| 12 | 2:07.030 | 39.550 | 43.645 | 43.835 | 236.3 | 49:47.627 | | | | | | | |
| 13 | 2:06.383 | 39.537 | 43.020 | 43.826 | 217.4 | 51:54.010 | | | | | | | |
| 14 | 2:05.643 | 39.439 | 42.916 | 43.288 | 234.8 | 53:59.653 | | | | | | | |
| 15 | 2:07.948 | 41.781 | 42.578 | 43.589 | 233.8 | 56:07.601 | | | | | | | |
| 16 | 2:05.712 | 39.274 | 42.435 | 44.003 | 227.0 | 58:13.313 | | | | | | | |
| 17 | 2:42.600B | 39.877 | 50.871 | 1:11.852 | 240.5 | 1:00:55.913 | | | | | | | |
| 605 TECNODOM SPORT <small>HONDA CIVIC TCR</small> 1. TECNODOM | | | | | | | | | | | | | |
| 1 | 3:26.978 | 1:47.945 | 50.168 | 48.865 | 149.8 | 3:26.978 | | | | | | | |
| 2 | 2:00.620 | 38.811 | 40.347 | 41.462 | 237.9 | 5:27.598 | | | | | | | |
| 3 | 2:05.136 | 38.197 | 41.518 | 45.421 | 249.4 | 7:32.734 | | | | | | | |
| 4 | 1:59.451 | 38.399 | 40.072 | 40.980 | 236.3 | 9:32.185 | | | | | | | |
| 5 | 1:59.249 | 38.348 | 40.050 | 40.851 | 248.2 | 11:31.434 | | | | | | | |
| 6 | 2:28.072B | 47.645 | 46.119 | 54.308 | 249.9 | 13:59.506 | | | | | | | |
| 7 | 7:16.678 | 5:37.938 | 51.991 | 46.749 | 147.7 | 21:16.184 | | | | | | | |
| 8 | 1:59.393 | 38.141 | 40.194 | 41.058 | 250.5 | 23:15.577 | | | | | | | |
| 9 | 2:06.468 | 37.969 | 43.709 | 44.790 | 249.9 | 25:22.045 | | | | | | | |
| 10 | 1:59.205 | 38.151 | 40.226 | 40.828 | 251.7 | 27:21.250 | | | | | | | |
| 11 | 2:32.534B | 46.732 | 49.736 | 56.066 | 251.1 | 29:53.784 | | | | | | | |
| 12 | 12:56.933 | ... | 54.451 | 45.448 | 146.9 | 42:50.717 | | | | | | | |
| 13 | 2:04.586 | 38.303 | 42.693 | 43.590 | 250.5 | 44:55.303 | | | | | | | |
| 14 | 2:00.130 | 38.316 | 40.476 | 41.338 | 248.2 | 46:55.433 | | | | | | | |
| 15 | 2:13.129B | 38.029 | 42.047 | 53.053 | 252.8 | 49:08.562 | | | | | | | |
| 16 | 7:13.403 | 5:50.185 | 41.662 | 41.556 | 188.7 | 56:21.965 | | | | | | | |
| 17 | 2:04.804 | 41.377 | 41.798 | 41.629 | 247.7 | 58:26.769 | | | | | | | |
| 18 | 2:53.593B | 38.385 | 52.839 | 1:22.369 | 246.5 | 1:01:20.362 | | | | | | | |
| 607 CECCATO RACING <small>BMW M6 GT3</small> 1. Stefano COMANDINI 2. Marius ZUG | | | | | | | | | | | | | |
| 1 | 2:15.767 | 57.247 | 39.900 | 38.620 | 158.9 | 2:15.767 | | | | | | | |
| 2 | 1:51.549 | 35.346 | 38.049 | 38.154 | 261.3 | 4:07.316 | | | | | | | |
| 3 | 1:50.709 | 35.033 | 37.747 | 37.929 | 276.6 | 5:58.025 | | | | | | | |
| 4 | 1:50.622 | 35.076 | 37.835 | 37.711 | 275.2 | 7:48.647 | | | | | | | |
| 5 | 1:53.535 | 34.884 | 40.466 | 38.185 | 275.2 | 9:42.182 | | | | | | | |
| 6 | 1:50.461 | 34.893 | 37.857 | 37.711 | 275.9 | 11:32.643 | | | | | | | |
| 7 | 1:51.863 | 35.536 | 37.854 | 38.473 | 267.1 | 13:24.506 | | | | | | | |
| 8 | 1:50.779 | 34.962 | 37.728 | 38.089 | 273.9 | 15:15.285 | | | | | | | |
| 9 | 1:59.662B | 34.938 | 40.906 | 43.818 | 275.2 | 17:14.947 | | | | | | | |
| 10 | 9:05.487 | 7:45.898 | 40.798 | 38.791 | 185.8 | 26:20.434 | | | | | | | |





Professional Track Days

Monza 23-24-25-26.04.2021

Free Practice 9 - GT, TOURING

Sector Analysis

— Invalidated Lap
 ■ Personal Best
 ■ Session Best
 ■ Crossing the pit lane

| Lap | Time | Sector 1 | Sector 2 | Sector 3 | T.Spd | Elapsed | Lap | Time | Sector 1 | Sector 2 | Sector 3 | T.Spd | Elapsed |
|--|------------|----------|----------|----------|-------|-------------|--|------------|----------|----------|----------|-------|-------------|
| 11 | 1:53.293 | 35.980 | 37.955 | 39.358 | 230.3 | 28:13.727 | 10 | 8:03.785 | 6:38.607 | 42.477 | 42.701 | 187.1 | 47:18.169 |
| 12 | 1:49.682 | 34.709 | 37.408 | 37.565 | 276.6 | 30:03.409 | 11 | 2:05.327 | 40.973 | 42.023 | 42.331 | 251.1 | 49:23.496 |
| 13 | 1:49.281 | 34.496 | 37.339 | 37.446 | 278.1 | 31:52.690 | 12 | 1:59.543 | 37.376 | 40.858 | 41.309 | 245.4 | 51:23.039 |
| 14 | 2:46.386B | 34.582 | 54.892 | 1:16.912 | 278.1 | 34:39.076 | 13 | 2:00.822 | 36.828 | 41.000 | 42.994 | 244.3 | 53:23.861 |
| 15 | 10:06.144 | 8:49.437 | 38.123 | 38.584 | 210.7 | 44:45.220 | 14 | 2:03.199 | 39.456 | 41.463 | 42.280 | 221.4 | 55:27.060 |
| 16 | 1:49.464 | 34.528 | 37.561 | 37.375 | 276.6 | 46:34.684 | 15 | 2:03.287 | 38.086 | 43.151 | 42.050 | 245.4 | 57:30.347 |
| 17 | 1:49.605 | 34.528 | 37.781 | 37.296 | 278.8 | 48:24.289 | 663 AKM MOTORSPORT LAMBORGHINI HURACAN ST | | | | | | |
| 18 | 1:49.923 | 34.478 | 37.336 | 38.109 | 278.8 | 50:14.212 | 1. PEGORARO GT | | | | | | |
| 19 | 1:49.177 | 34.648 | 37.273 | 37.256 | 278.8 | 52:03.389 | 663 | | | | | | |
| 20 | 1:55.464B | 34.668 | 37.266 | 43.530 | 278.1 | 53:58.853 | 1 | 5:50.780 | 4:20.784 | 47.287 | 42.709 | 152.3 | 5:50.780 |
| 21 | 3:26.864 | 2:08.625 | 38.525 | 39.714 | 213.6 | 57:25.717 | 2 | 1:57.911 | 36.059 | 40.116 | 41.736 | 265.8 | 7:48.691 |
| 22 | 1:48.907 | 34.445 | 37.375 | 37.087 | 278.8 | 59:14.624 | 3 | 1:57.963 | 36.021 | 40.863 | 41.079 | 250.5 | 9:46.654 |
| 23 | 2:20.534B | 39.441 | 42.953 | 58.140 | 216.6 | 1:01:35.158 | 4 | 1:56.057 | 35.317 | 39.804 | 40.936 | 272.5 | 11:42.711 |
| 619 AKM MOTORSPORT MERCEDES AMG | | | | | | | 1. SEGU' GT3 | | | | | | |
| 2. ALESSANDRI | | | | | | | | | | | | | |
| 1 | 6:26.808 | 4:56.274 | 41.114 | 49.420 | 165.2 | 6:26.808 | 5 | 2:10.201B | 35.670 | 41.020 | 53.511 | 273.2 | 13:52.912 |
| 2 | 1:53.798 | 35.268 | 39.340 | 39.190 | 271.8 | 8:20.606 | 6 | 8:27.124 | 7:03.902 | 41.024 | 42.198 | 208.3 | 22:20.036 |
| 3 | 1:53.113 | 35.417 | 38.717 | 38.979 | 271.1 | 10:13.719 | 7 | 1:56.836 | 35.508 | 39.892 | 41.436 | 270.4 | 24:16.872 |
| 4 | 1:52.503 | 35.159 | 38.636 | 38.708 | 269.8 | 12:06.222 | 8 | 2:13.443B | 35.507 | 42.615 | 55.321 | 271.8 | 26:30.315 |
| 5 | 6:31.681B | 44.816 | 4:11.563 | 1:35.302 | 275.9 | 18:37.903 | 9 | 4:53.919 | 3:30.489 | 42.954 | 40.476 | 203.6 | 31:24.234 |
| 627 GHINZANI MOTORSPORT PORSCHE 911 GT3 CUP | | | | | | | 1. Federico MALVESTITI C. CUP | | | | | | |
| 2. Alberto CERQUI | | | | | | | | | | | | | |
| 1 | 3:02.761 | 1:32.373 | 44.753 | 45.635 | 139.7 | 3:02.761 | 10 | 2:24.665B | 35.157 | 43.585 | 1:05.923 | 274.5 | 33:48.899 |
| 2 | 1:59.547 | 37.305 | 40.687 | 41.555 | 242.1 | 5:02.308 | 11 | 8:16.784 | 6:57.839 | 39.549 | 39.396 | 187.8 | 42:05.683 |
| 3 | 1:53.430 | 35.350 | 38.574 | 39.506 | 267.8 | 6:55.738 | 12 | 1:55.325 | 37.764 | 38.593 | 38.968 | 272.5 | 44:01.008 |
| 4 | 1:54.124 | 35.712 | 38.421 | 39.991 | 251.7 | 8:49.862 | 13 | 1:51.935 | 34.930 | 38.366 | 38.639 | 273.9 | 45:52.943 |
| 5 | 1:53.192 | 35.500 | 38.437 | 39.255 | 261.3 | 10:43.054 | 14 | 1:51.788 | 35.001 | 38.252 | 38.535 | 275.2 | 47:44.731 |
| 6 | 1:52.553 | 34.931 | 38.284 | 39.338 | 274.5 | 12:35.607 | 15 | 1:56.476 | 38.982 | 38.848 | 38.646 | 275.9 | 49:41.207 |
| 7 | 1:52.177 | 34.949 | 38.344 | 38.884 | 274.5 | 14:27.784 | 16 | 1:51.673 | 35.169 | 38.102 | 38.402 | 275.2 | 51:32.880 |
| 8 | 1:52.056 | 34.840 | 38.223 | 38.993 | 274.5 | 16:19.840 | 17 | 1:51.497 | 34.816 | 38.234 | 38.447 | 275.2 | 53:24.377 |
| 9 | 1:52.508 | 34.806 | 38.143 | 39.559 | 276.6 | 18:12.348 | 18 | 1:55.734 | 38.147 | 38.913 | 38.674 | 273.2 | 55:20.111 |
| 10 | 2:05.979B | 35.053 | 38.728 | 52.198 | 276.6 | 20:18.327 | 19 | 1:51.249 | 34.776 | 38.107 | 38.366 | 275.2 | 57:11.360 |
| 11 | 4:49.067 | 3:28.431 | 40.848 | 39.788 | 133.9 | 25:07.394 | 20 | 1:50.993 | 34.909 | 37.866 | 38.218 | 273.9 | 59:02.353 |
| 12 | 1:52.402 | 35.171 | 38.423 | 38.808 | 275.9 | 26:59.796 | 21 | 2:24.083B | 35.324 | 40.195 | 1:08.564 | 249.4 | 1:01:26.436 |
| 13 | 1:51.726 | 34.687 | 38.324 | 38.715 | 280.2 | 28:51.522 | 699 TSUNAMI RT PORSCHE 911 GT3 CUP | | | | | | |
| 14 | 1:58.616 | 37.265 | 40.825 | 40.526 | 280.2 | 30:50.138 | 1. QUARESMINI C. CUP | | | | | | |
| 15 | 4:43.382B | 34.869 | 1:00.488 | 3:08.025 | 275.9 | 35:33.520 | 1 | 9:40.592 | 8:15.606 | 40.950 | 44.036 | 102.6 | 9:40.592 |
| 16 | 20:06.597B | ... | 47.574 | 58.113 | 174.0 | 55:40.117 | 2 | 1:57.015 | 35.301 | 40.043 | 41.671 | 259.5 | 11:37.607 |
| 17 | 3:33.719 | 2:10.943 | 42.715 | 40.061 | 121.3 | 59:13.836 | 3 | 1:50.240 | 34.705 | 37.448 | 38.087 | 279.5 | 13:27.847 |
| 18 | 2:20.485B | 36.230 | 43.258 | 1:00.997 | 270.4 | 1:01:34.321 | 4 | 1:51.804 | 35.488 | 38.063 | 38.253 | 236.9 | 15:19.651 |
| 644 SPORT RACING Porsche 911 GT3 Cup | | | | | | | 1. SP Racing GT | | | | | | |
| 1 | 3:28.906 | 1:47.379 | 49.968 | 51.559 | 141.6 | 3:28.906 | 5 | 1:51.585 | 34.560 | 37.859 | 39.166 | 278.1 | 17:11.236 |
| 2 | 2:07.393 | 40.415 | 43.211 | 43.767 | 218.3 | 5:36.299 | 6 | 1:50.249 | 34.477 | 37.751 | 38.021 | 280.2 | 19:01.485 |
| 3 | 2:18.288B | 37.742 | 46.258 | 54.288 | 253.4 | 7:54.587 | 7 | 1:50.503 | 34.591 | 37.642 | 38.270 | 278.1 | 20:51.988 |
| 4 | 8:16.767 | 6:49.644 | 44.539 | 42.584 | 125.5 | 16:11.354 | 8 | 1:57.384B | 34.813 | 37.542 | 45.029 | 279.5 | 22:49.372 |
| 5 | 2:02.527 | 38.253 | 41.673 | 42.601 | 228.9 | 18:13.881 | 9 | 12:03.697B | ... | 51.538 | 1:09.147 | 178.8 | 34:53.069 |
| 6 | 2:01.433 | 37.795 | 41.511 | 42.127 | 257.0 | 20:15.314 | 10 | 7:36.072 | 6:17.788 | 39.525 | 38.759 | 209.5 | 42:29.141 |
| 7 | 2:51.457B | 36.654 | 59.917 | 1:14.886 | 251.1 | 23:06.771 | 11 | 1:52.245 | 34.781 | 38.559 | 38.905 | 275.9 | 44:21.386 |
| 8 | 3:42.234 | 2:18.188 | 41.711 | 42.335 | 193.8 | 26:49.005 | 12 | 1:50.699 | 34.621 | 37.640 | 38.438 | 278.8 | 46:12.085 |
| 9 | 12:25.379B | 8:51.884 | 1:45.517 | 1:47.978 | 264.5 | 39:14.384 | 13 | 1:51.042 | 34.744 | 37.868 | 38.430 | 274.5 | 48:03.127 |
| | | | | | | | 14 | 1:50.569 | 34.756 | 37.580 | 38.233 | 278.8 | 49:53.696 |
| | | | | | | | 15 | 1:51.389 | 34.927 | 38.070 | 38.392 | 263.9 | 51:45.085 |
| | | | | | | | 16 | 1:51.274 | 34.832 | 37.771 | 38.671 | 276.6 | 53:36.359 |
| | | | | | | | 17 | 1:51.430 | 34.841 | 38.013 | 38.576 | 278.8 | 55:27.789 |
| | | | | | | | 18 | 1:51.108 | 35.038 | 37.823 | 38.247 | 261.3 | 57:18.897 |
| | | | | | | | 19 | 1:51.070 | 34.725 | 37.985 | 38.360 | 278.8 | 59:09.967 |
| | | | | | | | 20 | 2:19.944B | 37.599 | 41.819 | 1:00.526 | 208.7 | 1:01:29.911 |

