

C.I. GT CLUB/P9 CHALLENGE/SPORTS C

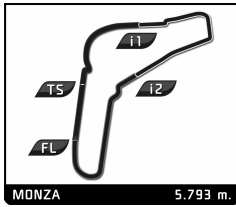
Peroni Racing Weekend Monza 1-2-3 Ottobre 2021

Free Practice 3

Sector Analysis

— Invalidated Lap ■ Personal Best ■ Session Best B Crossing the pit lane

Lap	D	Time	Sector 1	Sector 2	Sector 3	T.Spd	Elapsed	Lap	D	Time	Sector 1	Sector 2	Sector 3	T.Spd	Elapsed		
1	D	1.Peter KORMANN						PRC Audi Turbo	3	1	1:50.403	34.749	37.461	38.193	265.8	6:42.713	
								D1	4	1	1:52.437	34.381	40.019	38.037	278.8	8:35.150	
									5	1	1:50.127	34.548	37.150	38.429	271.8	10:25.277	
									6	1	1:48.750	34.222	37.032	37.496	271.1	12:14.027	
									7	1	1:49.791	34.863	37.092	37.836	252.3	14:03.818	
									8	1	1:48.992	34.260	36.529	38.203	277.3	15:52.810	
									9	1	1:48.636	34.545	36.850	37.241	273.2	17:41.446	
									10	1	1:50.067	34.205	38.271	37.591	275.9	19:31.513	
								11	1	1:50.691	34.122	38.388	38.181	281.7	21:22.204		
								12	1	1:50.083	34.543	37.250	38.290	263.9	23:12.287		
								13	1	2:58.445B	43.080	57.497	1:17.868	209.5	26:10.732		
2	A	1.Emanuel PEDRAZZA						PRC Ford	6	A	1.Roland RUPPRECHTER						PRC BMW
								D1									D1
3	Gruppo Piloti Forlivesi							BMW Z4 GT3	7	A	1.Wolfgang PAYER						PRC Audi Turbo
	1.Stefano VALLI							GT3									D1
4	Autorlando Sport							Porsche 997 GT3 R	13	ZRS Motorsport							Porsche 991 cup 3.8
	1.Maurizio FONDI							GT3		1.Riccardo DE BELLIS							991 Gen 1
5	CH	1.Stephan RUPP						Ligier Nissan									
								D1									



C.I. GT CLUB/P9 CHALLENGE/SPORTS C


Peroni Racing Weekend Monza 1-2-3 Ottobre 2021

Free Practice 3

Sector Analysis

— Invalidated Lap ■ Personal Best ■ Session Best ■ Crossing the pit lane

Lap	D	Time	Sector 1	Sector 2	Sector 3	T.Spd	Elapsed	Lap	D	Time	Sector 1	Sector 2	Sector 3	T.Spd	Elapsed							
19 Imperiale Racing 1. Paul AUGUST <small>Lamborghini Huracan GT3 evo GT3</small>								66 Gruppo Piloti Forlivesi 1. Alessandro MAZZOLINI <small>Porsche 991 cup 3.8 991 Gen 1</small>														
1	1	2:23.836	1:02.019	40.523	41.294	111.1	2:23.836	1	1	2:36.134	1:03.727	47.048	45.359	104.2	2:36.134							
2	1	2:17.618 B	38.520	45.098	54.000	262.0	4:41.454	2	1	2:06.708	40.051	42.745	43.912	198.4	4:42.842							
23 A 1. Daniel HOLZNER <small>Ligier JS51 D2</small>								210 1. Alexander OBER 2. Christian WIMBERGER <small>Cayman GT4 2</small>														
1	1	4:31.657	2:49.095	53.234	49.328	124.5	4:31.657	1	1	2:45.423	1:05.981	50.522	48.920	106.9	2:45.423							
2	1	2:17.970	43.332	45.885	48.753	193.1	6:49.627	2	1	2:31.511 B	45.215	51.405	54.891	169.9	5:16.934							
37 Preparazioni Tosolini 1. Dario TOSOLINI 2. Walo BERSCHINGER <small>Porsche 997 Cup GT CUP LIGHT</small>								421 1. Franz STEGMANN <small>Porsche 997 GT3 Cup Gen II 4</small>														
1	1	2:37.659	1:02.691	48.818	46.150	108.2	2:37.659	1	1	3:07.907	1:31.261	50.162	46.484	111.2	3:07.907							
2	1	2:06.170	39.488	43.448	43.234	195.5	4:43.829	2	1	2:08.253	39.513	44.796	43.944	199.5	5:16.160							
38 CLG Bloise Motorsport 1. Lucio Cosimo GIOFFRE' <small>Lamborghini Huracan ST Evo GT CUP</small>								520 DB Motorsport 1. Hermann SPECK <small>Porsche 991 GT3 R Gen I 5b</small>														
1	1	3:41.381	2:07.141	49.345	44.895	111.7	3:41.381	1	1	4:39.059	3:01.501	55.988	41.570	149.1	4:39.059							
2	1	2:07.990	44.792	41.944	41.254	141.7	5:49.371	2	1	1:55.432	35.818	39.507	40.107	267.1	6:34.491							
52 Jocher Motorsport 1. Stephan JOCHER <small>Porsche 996 GT3 RSR - MY 2001 991 Gen 1</small>								9								1	3:39.619 B	2:14.181	38.679	46.759	215.7	21:47.282
1	1	3:24.942	1:51.935	47.749	45.258	169.9	3:24.942	10	1	2:02.557	37.956	41.886	42.715	221.4	23:03.640							
2	1	2:02.955	38.570	41.987	42.398	211.5	5:27.897	11	1	3:00.835 B	41.154	1:06.459	1:13.222	214.0	26:04.475							
3	1	2:02.808	37.137	42.273	43.398	234.3	7:30.705	1	1	2:04.600	37.820	43.266	43.514	231.3	7:20.760							
4	1	1:59.957	36.900	41.236	41.821	225.6	9:30.662	2	1	2:07.112	39.034	42.506	45.572	225.1	9:27.872							
5	1	2:00.329	36.805	41.501	42.023	234.8	11:30.991	3	1	2:04.466	38.174	43.060	43.232	217.0	11:32.338							
								4	1	2:04.155	38.506	42.708	42.941	213.6	13:36.493							
								5	1	2:14.831 B	38.357	42.488	53.986	237.4	15:51.324							
								6	1	3:08.232	1:42.265	42.961	43.006	165.5	18:59.556							
								7	1	2:01.527	36.904	42.048	42.575	239.5	21:01.083							
								8	1	2:02.557	37.956	41.886	42.715	221.4	23:03.640							
								9	1	2:02.557	37.956	41.886	42.715	221.4	23:03.640							



C.I. GT CLUB/P9 CHALLENGE/SPORTS C


Peroni Racing Weekend Monza 1-2-3 Ottobre 2021

Free Practice 3

Sector Analysis

— Invalidated Lap ■ Personal Best ■ Session Best ■ Crossing the pit lane

Lap	D	Time	Sector 1	Sector 2	Sector 3	T.Spd	Elapsed	Lap	D	Time	Sector 1	Sector 2	Sector 3	T.Spd	Elapsed
521		Zebra Racing Team 1.Jack CROW Porsche 991 GT3 R Gen I 5b													
1	1	7:58.469	6:40.713	38.770	38.986	164.0	7:58.469	5	1	1:53.674	35.094	38.749	39.831	262.6	12:07.909
2	1	1:52.086	35.292	38.063	38.731	267.1	9:50.555	6	1	1:53.061	34.514	38.628	39.919	278.8	14:00.970
3	1	1:51.383	35.079	37.926	38.378	275.2	11:41.938	7	1	1:52.245	34.356	38.503	39.386	278.8	15:53.215
4	1	2:14.190B	38.903	40.245	55.042	197.3	13:56.128	8	1	2:04.733B	35.652	39.468	49.613	275.2	17:57.948
1	1	2:04.489	38.153	42.297	44.039	210.3	11:13.651	9	1	3:41.320	2:20.448	39.563	41.309	221.4	21:39.268
2	1	2:04.950	37.746	42.859	44.345	229.4	13:18.601	10	1	1:56.637	35.013	39.859	41.765	252.3	23:35.905
3	1	2:04.550	39.052	42.125	43.373	198.4	15:23.151	11	1	2:40.102B	44.715	51.130	1:04.257	188.7	26:16.007
4	1	2:05.039	38.068	42.543	44.428	225.6	17:28.190								
5	1	2:03.865	37.481	43.018	43.366	240.0	19:32.055								
6	1	2:02.974	37.294	42.726	42.954	238.4	21:35.029								
7	1	2:23.531B	37.390	42.028	1:04.113	238.4	23:58.560								
528		Zebra Racing Team 1.Jürgen SAILER Porsche 991 GT3 Cup Gen I 5b													
1	1	7:06.874	5:33.821	48.196	44.857	141.2	7:06.874								
2	1	2:02.288	38.176	41.330	42.782	231.8	9:09.162								
3	1	2:04.489	38.153	42.297	44.039	210.3	11:13.651								
4	1	2:04.950	37.746	42.859	44.345	229.4	13:18.601								
5	1	2:04.550	39.052	42.125	43.373	198.4	15:23.151								
6	1	2:05.039	38.068	42.543	44.428	225.6	17:28.190								
7	1	2:03.865	37.481	43.018	43.366	240.0	19:32.055								
8	1	2:02.974	37.294	42.726	42.954	238.4	21:35.029								
9	1	2:23.531B	37.390	42.028	1:04.113	238.4	23:58.560								
569		DB Motorsport 1.Alois RIEDER Porsche 991 GT3 R Gen I 5b													
1	1	2:59.028	1:30.290	44.827	43.911	141.2	2:59.028								
2	1	1:59.563	36.889	41.598	41.076	230.3	4:58.591								
3	1	1:56.438	36.120	40.160	40.158	249.4	6:55.029								
4	1	1:54.879	36.306	38.904	39.669	243.2	8:49.908								
5	1	1:55.857	35.684	39.546	40.627	255.2	10:45.765								
6	1	1:54.779	35.907	38.956	39.916	266.5	12:40.544								
7	1	1:54.998	36.000	39.484	39.514	255.8	14:35.542								
8	1	1:54.254	36.013	38.843	39.398	236.9	16:29.796								
9	1	2:10.452B	36.701	40.447	53.304	238.9	18:40.248								
620		GFS Racing Team 1.Janos SANTA Aston Martin Vantage V12 GT3 6													
1	1	4:59.835	3:29.572	46.275	43.988	150.4	4:59.835								
2	1	2:05.198	39.667	42.262	43.269	187.1	7:05.033								
3	1	2:00.381	37.591	40.843	41.947	238.9	9:05.414								
4	1	2:03.720	39.169	42.413	42.138	151.8	11:09.134								
5	1	2:13.501	38.967	46.258	48.276	226.0	13:22.635								
6	1	2:00.846	37.242	40.872	42.732	252.3	15:23.481								
7	1	2:12.987	38.379	46.508	48.100	221.0	17:36.468								
8	1	1:58.873	37.031	41.149	40.693	256.4	19:35.341								
9	1	2:01.316	37.165	42.158	41.993	257.6	21:36.657								
10	1	2:15.848B	36.998	41.537	57.313	248.8	23:52.505								
622		Lamborghini Huracan GT3 Evo 1.Bernhard LÖFFLER 6													
1	1	3:03.900	1:27.872	48.740	47.288	141.9	3:03.900								
2	1	2:03.915	39.754	42.082	42.079	205.1	5:07.815								
3	1	2:06.149B	37.070	40.136	48.943	218.8	7:13.964								
4	1	3:00.271	1:39.750	40.093	40.428	220.5	10:14.235								
623		HP Racing International 1.Coach MCKANSY Lamborghini Huracan GT3 Evo 6													
1	1	4:17.086	2:57.478	41.726	37.882	97.4	4:17.086								
2	1	1:48.026	34.171	36.742	37.113	281.7	6:05.112								
3	1	1:47.209	33.993	36.436	36.780	275.9	7:52.321								
4	1	1:54.152B	33.932	37.369	42.851	284.6	9:46.473								
5	1	4:03.913	2:50.070	36.760	37.083	221.4	13:50.386								
6	1	1:49.170	33.691	36.502	38.977	285.4	15:39.556								
7	1	1:57.126B	33.760	36.530	46.836	285.4	17:36.682								
8	1	3:26.701	2:10.022	38.262	38.417	222.8	21:03.383								
9	1	1:46.990	33.984	36.290	36.716	283.1	22:50.373								
10	1	2:25.570B	34.347	45.788	1:05.435	281.7	25:15.943								
629		Renault RS 01 1.Richard KAULITZ 2.Klaus OSTENRIEDER 6													
1	1	3:32.734	2:04.130	45.467	43.137	106.8	3:32.734								
2	1	1:58.352	37.432	40.570	40.350	197.3	5:31.086								
3	1	1:58.561	37.513	40.485	40.563	198.8	7:29.647								
4	1	1:56.757	36.742	39.874	40.141	206.7	9:26.404								
5	1	1:55.358	35.556	39.788	40.014	250.5	11:21.762								
6	1	1:56.054	35.299	39.836	40.919	263.9	13:17.816								
7	1	1:56.997	36.287	39.863	40.847	208.7	15:14.813								
8	1	2:20.356B	37.552	40.748	1:02.056	176.2	17:35.169								
721		Giti Tire M. by WS Rac. 1.Niklas KRY 2.Edoardo BARBOLINI Norma M30 P9 CHAL													
1	1	5:41.387	3:28.173	1:06.427	1:06.787	96.9	5:41.387								
2	1	2:53.204	58.008	56.886	58.310	119.5	8:34.591								
3	1	2:30.627	52.332	49.858	48.437	157.6	11:05.218								
4	1	2:12.255	41.344	45.513	45.398	194.5	13:17.473								
5	1	2:04.646	39.023	41.937	43.686	200.2	15:22.119								
6	1	2:06.853	38.351	42.797	45.705	212.8	17:28.972								
7	1	2:03.918	38.207	41.970	43.741	224.2	19:32.890								
8	1	2:06.254	38.899	42.051	45.304	206.3	21:39.144								
9	1	2:21.894B	38.214	41.235	1:02.445	213.6	24:01.038								
806		Porsche 997 GT2 1.Fritz KREUTZPOINTNER 8													
1	1	3:02.113	1:39.006	42.057	41.050	169.6	3:02.113								
2	1	1:54.910	34.755	39.966	40.189	254.0	4:57.023								
3	1	2:06.927B	34.947	37.730	54.250	261.3	7:03.950								
4	1	4:08.486	2:49.257	39.194	40.035	97.5	11:12.436								
5	1	1:56.477	35.680	42.556	38.241	243.2	13:08.913								
6	1	1:50.769	34.483	38.480	37.806	246.0	14:59.682								
7	1	1:57.893	38.039	41.489	38.365	242.7	16:57.575								



C.I. GT CLUB/P9 CHALLENGE/SPORTS C

Peroni Racing Weekend Monza 1-2-3 Ottobre 2021

Free Practice 3

Sector Analysis

— Invalidated Lap ■ Personal Best ■ Session Best **B** Crossing the pit lane

Lap	D	Time	Sector 1	Sector 2	Sector 3	T.Sp	Elapsed	Lap	D	Time	Sector 1	Sector 2	Sector 3	T.Sp	Elapsed
8	1	1:50.436	34.082	38.327	38.027	268.4	18:48.011								
9	1	1:48.975	33.900	37.403	37.672	279.5	20:36.986								
10	1	2:38.124 B	43.709	55.655	58.760	175.6	23:15.110								