

CAMPIONATO ITALIANO AUTOSTORICHE


Peroni Racing Weekend Monza 1-2-3 Ottobre 2021

Qualifying

Sector Analysis

— Invalidated Lap ■ Personal Best ■ Session Best B Crossing the pit lane

Lap	D	Time	Sector 1	Sector 2	Sector 3	T.Spd	Elapsed	Lap	D	Time	Sector 1	Sector 2	Sector 3	T.Spd	Elapsed	
16	Sc. AB Motorsport 1. Antonio CRESCENTI							A.R. Giulia Sprint GTA F-T/1600								
	1	1	12:10.404	...	57.353	56.338	107.0	12:10.404	4	1	2:39.606	51.060	53.613	54.933	181.8	11:13.011
	2	1	3:52.663	1:15.926	1:34.873	1:01.864	115.3	16:03.067	5	1	3:39.336	51.280	1:05.799	1:42.257	177.6	14:52.347
	3	1	2:23.432	46.668	48.199	48.565	189.1	18:26.499	6	1	4:46.400	2:56.776	55.166	54.458	134.1	19:38.747
	4	1	2:22.111	46.058	47.126	48.927	191.7	20:48.610	7	1	2:36.260	50.641	52.411	53.208	175.9	22:15.007
	5	1	2:52.063	53.726	55.732	1:02.605	170.1	23:40.673	8	1	2:37.606	50.545	52.535	54.526	175.4	24:52.613
37	1. Walo BERTSCHINGER 2. Dario TOSOLINI							Porsche Carrera RSR -GTS oltre/2500								
	1	1	3:01.203	1:11.398	55.862	53.943	95.8	3:01.203	9	1	2:35.125	49.725	51.656	53.744	182.1	27:27.738
	2	1	2:28.709	45.992	51.293	51.424	173.7	5:29.912	10	1	2:35.500	50.629	51.631	53.240	165.2	30:03.238
	3	1	2:23.598	44.939	48.751	49.908	168.8	7:53.510	68 CMAE Squadra Corse 1. Silvio GENTILINI 2. Roberto PIATTO BMW 1600 Ti G2/H1-TC/1600							
	4	1	2:21.127	44.435	47.757	48.935	178.2	10:14.637	1	1	3:43.742	1:41.861	56.210	1:05.671	91.1	3:43.742
	5	1	2:42.688	44.570	49.704	1:08.414	164.7	12:57.325	2	1	3:14.825	1:15.614	57.700	1:01.511	122.7	6:58.567
	6	1	5:00.560	3:22.551	48.817	49.192	152.3	17:57.885	3	1	2:42.894	53.575	54.478	54.841	145.2	9:41.461
	7	1	2:35.043	46.245	58.825	49.973	196.6	20:32.928	4	1	2:47.075	51.500	56.263	59.312	156.4	12:28.536
	8	1	2:20.565	44.066	48.170	48.329	183.0	22:53.493	5	1	4:17.057	1:28.575	1:37.705	1:10.777	102.5	16:45.593
	9	1	2:19.338	43.495	47.747	48.096	197.0	25:12.831	6	1	4:39.763	2:39.412	59.104	1:01.247	123.5	21:25.356
	10	1	2:20.481	43.749	46.164	50.568	201.7	27:33.312	7	1	2:45.691	51.862	56.490	57.339	155.1	24:11.047
	11	1	2:17.677	43.387	46.455	47.835	210.3	29:50.989	8	1	2:42.767	51.243	54.949	56.575	151.6	26:53.814
	12	1	2:20.987	43.413	47.534	50.040	211.9	32:11.976	9	1	2:41.411	51.613	53.791	56.007	161.5	29:35.225
39	Circolo della Biella 1. Matteo PANINI 2. Andrea PERGREFFI							Ginetta G12 G2-GTP/1600								
	1	1	6:49.306	5:11.750	48.081	49.475	133.9	6:49.306	10	1	2:42.029	51.437	54.677	55.915	159.2	32:17.254
	2	1	2:13.695	41.026	45.373	47.296	213.2	9:03.001	72 Club Slow Team 1. Enrico GERARDI Ford Sierra Cosworth J2-A/oltre 2000							
	3	1	2:19.618	40.310	44.642	54.666	219.6	11:22.619	1	1	3:18.281	1:27.417	56.614	54.250	116.5	3:18.281
	4	1	3:22.551	40.765	1:04.070	1:37.716	227.9	14:45.170	2	1	2:45.903	47.071	49.759	1:09.073	152.5	6:04.184
	5	1	4:37.287	3:02.480	46.862	47.945	153.3	19:22.457	3	1	3:43.829	2:05.374	48.213	50.242	160.6	9:48.013
	6	1	2:14.902	41.305	46.515	47.082	206.3	21:37.359	4	1	2:21.757	43.171	47.014	51.572	202.8	12:09.770
	7	1	2:28.141	47.253	51.137	49.751	197.3	24:05.500	5	1	3:42.041	1:04.991	1:19.327	1:17.723	148.3	15:51.811
	8	1	2:13.460	41.328	45.515	46.617	204.7	26:18.960	6	1	2:21.332	45.210	48.016	48.106	166.0	18:13.143
	64	1. Loris Antonio PAPA							Fiat 128 G2/H1-T1150							
1		1	3:42.251	1:42.133	1:00.252	59.866	99.7	3:42.251	7	1	2:17.388	42.189	47.770	47.429	211.1	20:30.531
2		1	2:52.354	54.807	58.811	58.736	150.4	6:34.605	8	1	2:14.982	41.920	45.941	47.121	221.0	22:45.513
3		1	2:50.498	54.644	58.365	57.489	157.3	9:25.103	9	1	3:28.567	43.939	1:13.220	1:31.408	225.1	26:14.080
4		1	2:47.785	53.619	55.829	58.337	160.1	12:12.888	83 Sc. Vesuvio 1. Fabio DE BEAUMONT 2. Daniele GUERRIERO A.R. GTAm G2/H1-TC/2000							
5		1	4:12.950	1:14.983	1:34.174	1:23.793	123.0	16:25.838	1	1	3:51.761	1:46.873	1:05.579	59.309	87.1	3:51.761
6		1	3:52.566	1:57.330	57.462	57.774	128.5	20:18.404	2	1	2:34.566	50.438	51.792	52.336	157.6	6:26.327
7		1	2:46.867	54.244	55.470	57.153	161.1	23:05.271	3	1	2:32.162	48.892	50.545	52.725	166.5	8:58.489
8		1	2:49.095	54.634	56.822	57.639	140.1	25:54.366	92 GRT Motorsport 1. Mario MONTANARO BMW 2002 Ti G2/H1-TC/2000							
9	1	2:46.870	54.217	55.798	56.855	159.4	28:41.236	1	1	3:57.688	1:48.414	1:05.379	1:03.895	96.2	3:57.688	
65	Sc del Portello 1. Alberto BERGAMASCHI 2. Stefano CAPROTTI							A.R. GTV 2000 G2/H1-T/2000								
	1	1	3:11.948	1:21.620	54.420	55.908	113.5	3:11.948	2	1	3:00.090	56.739	1:01.452	1:01.899	150.6	6:57.778
	2	1	2:41.896	50.795	52.978	58.123	178.8	5:53.844	3	1	2:57.444	54.777	1:01.168	1:01.499	145.7	9:55.222
	3	1	2:39.561	50.832	53.589	55.140	184.6	8:33.405	4	1	3:05.018	54.929	1:01.513	1:08.576	141.2	13:00.240
								5	1	3:45.635	1:23.882	1:19.373	1:02.380	92.7	16:45.875	
								6	1	2:50.311	53.717	57.942	58.652	149.8	19:36.186	
								7	1	2:49.447	52.910	57.995	58.542	149.8	22:25.633	
								8	1	2:47.148	52.573	56.530	58.045	152.7	25:12.781	
								9	1	2:47.869	52.117	57.400	58.352	169.3	28:00.650	
								10	1	2:47.358	52.616	57.102	57.640	167.3	30:48.008	



CAMPIONATO ITALIANO AUTOSTORICHE

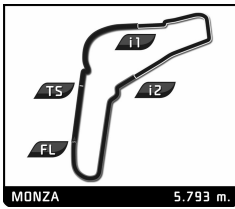
Peroni Racing Weekend Monza 1-2-3 Ottobre 2021

Qualifying

Sector Analysis

— Invalidated Lap ■ Personal Best ■ Session Best B Crossing the pit lane

Lap	D	Time	Sector 1	Sector 2	Sector 3	T.Spd	Elapsed	Lap	D	Time	Sector 1	Sector 2	Sector 3	T.Spd	Elapsed
96	Sc. Del Lario 1.Luigi SCALINI A.R. GTAm G2/H1-TC/2000							2	1	2:48.364	52.769	56.957	58.638	172.0	6:28.787
	3	1	2:47.670	53.273	56.164	58.233	168.3	9:16.457							
	4	1	3:11.544	53.205	1:09.729	1:08.610	164.5	12:28.001							
	5	1	4:04.620	1:28.158	1:37.081	59.381	111.4	16:32.621							
	6	1	2:47.533	52.902	56.299	58.332	172.3	19:20.154							
	7	1	2:46.117	52.870	55.429	57.818	170.4	22:06.271							
	8	1	2:45.143	52.975	54.761	57.407	168.3	24:51.414							
	9	1	2:45.159	52.414	55.022	57.723	166.2	27:36.573							
	10	1	2:44.993	52.616	55.571	56.806	174.8	30:21.566							
	1	1	3:10.692	1:17.892	55.179	57.621	112.7	3:10.692							
	2	1	2:39.776	47.852	55.567	56.357	158.9	5:50.468							
3	1	2:30.893	47.293	51.147	52.453	178.2	8:21.361								
4	1	2:28.560	46.033	49.874	52.653	180.9	10:49.921								
5	1	2:55.855	46.956	51.691	1:17.208	170.1	13:45.776								
6	1	3:21.264	1:28.073	59.612	53.579	84.3	17:07.040								
7	1	3:54.871 B	1:07.382	1:18.547	1:28.942	138.1	21:01.911								
8	1	8:32.032	6:45.242	53.356	53.434	114.9	29:33.943								
102	Sc. AB Motorsport 1.Roberto CHIARAMONTE E 2.Giuseppe BARRESI Alpine A110 2/H1-GTS/1600							1	1	3:00.607	1:17.317	52.774	50.516	105.7	3:00.607
	2	1	2:24.592	48.138	48.156	48.298	211.1	5:25.199							
	3	1	2:26.102	43.577	53.909	48.616	212.3	7:51.301							
	4	1	2:16.163	42.916	46.181	47.066	202.1	10:07.464							
	5	1	2:51.170 B	50.881	54.801	1:05.488	175.9	12:58.634							
	1	1	3:08.566	1:14.650	57.829	56.087	109.7	3:08.566							
	2	1	2:35.766	48.356	52.019	55.391	169.3	5:44.332							
	3	1	2:34.000	47.964	51.765	54.271	179.7	8:18.332							
	4	1	2:33.588	47.882	51.058	54.648	177.1	10:51.920							
	5	1	3:04.474 B	48.145	51.630	1:24.699	157.3	13:56.394							
	6	1	4:01.362	2:12.710	54.943	53.709	135.9	17:57.756							
7	1	2:38.277	48.535	52.955	56.787	168.8	20:36.033								
8	1	2:33.177	48.227	52.564	52.386	172.0	23:09.210								
9	1	2:34.956	49.352	53.075	52.529	146.9	25:44.166								
10	1	2:34.617	48.329	52.977	53.311	160.6	28:18.783								
116	1.Matteo DENTI 2.Filippo DENTI Porsche 911 3.0 -GTS oltre/2500							1	1	2:57.708	1:08.333	57.068	52.307	106.5	2:57.708
	2	1	2:19.316	42.394	47.366	49.556	214.0	5:17.024							
	3	1	2:18.863	42.426	47.058	49.379	204.4	7:35.887							
	4	1	2:17.140	42.516	46.841	47.783	188.1	9:53.027							
	5	1	2:20.713	43.405	47.243	50.065	177.1	12:13.740							
	6	1	3:50.933	1:15.648	1:33.782	1:01.503	112.0	16:04.673							
	7	1	2:14.513	41.626	45.872	47.015	210.3	18:19.186							
	8	1	2:23.607 B	41.599	45.414	56.594	204.4	20:42.793							
	9	1	5:12.418	3:33.747	49.590	49.081	156.9	25:55.211							
	10	1	2:21.312	43.309	48.748	49.255	192.4	28:16.523							
	11	1	2:19.538	42.634	48.307	48.597	199.1	30:36.061							
136	1.Paolo TANCINI Porsche 930 Turbo -GTS oltre 2500							1	1	4:21.127	2:12.958	1:06.570	1:01.599	77.5	4:21.127
	2	1	2:41.288	50.907	55.528	54.853	142.7	7:02.415							
	3	1	2:46.437	52.129	57.118	57.190	138.9	9:48.852							
	4	1	2:49.303	51.454	54.357	1:03.492	161.8	12:38.155							
	5	1	3:55.670	1:28.796	1:29.382	57.492	84.7	16:33.825							
	6	1	2:34.554	47.857	52.617	54.080	170.1	19:08.379							
	7	1	3:06.270 B	49.995	58.386	1:17.889	145.5	22:14.649							
	1	1	4:21.127	2:12.958	1:06.570	1:01.599	77.5	4:21.127							
	2	1	2:41.288	50.907	55.528	54.853	142.7	7:02.415							
	3	1	2:46.437	52.129	57.118	57.190	138.9	9:48.852							
	4	1	2:49.303	51.454	54.357	1:03.492	161.8	12:38.155							
5	1	3:55.670	1:28.796	1:29.382	57.492	84.7	16:33.825								
6	1	2:34.554	47.857	52.617	54.080	170.1	19:08.379								
7	1	3:06.270 B	49.995	58.386	1:17.889	145.5	22:14.649								
140	1.Umberto CANTÙ A.R. Alfasud Ti H2/I-SIL/1300							1	1	3:40.423	1:37.847	1:02.864	59.712	100.5	3:40.423
	2	1	3:40.423	1:37.847	1:02.864	59.712	100.5	3:40.423							
	3	1	3:40.423	1:37.847	1:02.864	59.712	100.5	3:40.423							
	4	1	3:40.423	1:37.847	1:02.864	59.712	100.5	3:40.423							
	5	1	3:40.423	1:37.847	1:02.864	59.712	100.5	3:40.423							
	6	1	3:40.423	1:37.847	1:02.864	59.712	100.5	3:40.423							
	7	1	3:40.423	1:37.847	1:02.864	59.712	100.5	3:40.423							
	8	1	3:40.423	1:37.847	1:02.864	59.712	100.5	3:40.423							
	9	1	3:40.423	1:37.847	1:02.864	59.712	100.5	3:40.423							
	10	1	3:40.423	1:37.847	1:02.864	59.712	100.5	3:40.423							
	11	1	3:40.423	1:37.847	1:02.864	59.712	100.5	3:40.423							
141	1.Roberto ARNALDI A.R. GTAm H2/I-SIL/2000							1	1	3:00.607	1:17.317	52.774	50.516	105.7	3:00.607
	2	1	2:24.592	48.138	48.156	48.298	211.1	5:25.199							
	3	1	2:26.102	43.577	53.909	48.616	212.3	7:51.301							
	4	1	2:16.163	42.916	46.181	47.066	202.1	10:07.464							
	5	1	2:51.170 B	50.881	54.801	1:05.488	175.9	12:58.634							
	1	1	3:00.607	1:17.317	52.774	50.516	105.7	3:00.607							
	2	1	2:24.592	48.138	48.156	48.298	211.1	5:25.199							
	3	1	2:26.102	43.577	53.909	48.616	212.3	7:51.301							
	4	1	2:16.163	42.916	46.181	47.066	202.1	10:07.464							
	5	1	2:51.170 B	50.881	54.801	1:05.488	175.9	12:58.634							
	6	1	3:00.607	1:17.317	52.774	50.516	105.7	3:00.607							
7	1	2:24.592	48.138	48.156	48.298	211.1	5:25.199								
8	1	2:26.102	43.577	53.909	48.616	212.3	7:51.301								
9	1	2:16.163	42.916	46.181	47.066	202.1	10:07.464								
10	1	2:51.170 B	50.881	54.801	1:05.488	175.9	12:58.634								
142	Sc. Vesuvio 1.Cosimo TURIZIO 2.Francesco TURIZIO Fiat X1/9 H2/SIL/1600							1	1	4:37.301	2:51.596	53.126	52.579	116.9	4:37.301
	2	1	2:13.637	43.879	44.759	44.999	186.8	6:50.938							
	3	1	2:11.780	41.104	43.954	46.722	221.9	9:02.718							
	4	1	2:12.072	41.244	44.176	46.652	217.9	11:14.790							
	5	1	3:00.656 B	41.568	57.650	1:21.438	221.0	14:15.446							
	6	1	5:07.583	3:33.385	46.252	47.946	148.9	19:23.029							
	7	1	2:16.492	43.357	46.250	46.885	201.0	21:39.521							
	8	1	3:07.304 B	43.488	46.915	1:36.901	202.5	24:46.825							
	1	1	4:37.301	2:51.596	53.126	52.579	116.9	4:37.301							
	2	1	2:13.637	43.879	44.759	44.999	186.8	6:50.938							
	3	1	2:11.780	41.104	43.954	46.722	221.9	9:02.718							
4	1	2:12.072	41.244	44.176	46.652	217.9	11:14.790								
5	1	3:00.656 B	41.568	57.650	1:21.438	221.0	14:15.446								
6	1	5:07.583	3:33.385	46.252	47.946	148.9	19:23.029								
7	1	2:16.492	43.357	46.250	46.885	201.0	21:39.521								
8	1	3:07.304 B	43.488	46.915	1:36.901	202.5	24:46.825								
149	Team Italia 1.Massimo RONCONI 2.Giovanni GULINELLI Porsche 930 I-SIL/oltre 2000							1	1	4:12.077	2:38.320	49.472	44.285	118.3	4:12.077
	2	1	2:04.573	38.807	43.006	42.760	175.1	6:16.650							
	3	1	1:57.823	36.920	39.917	40.986	222.3	8:14.473							
	4	1	1:56.893	36.680	39.506	40.707	222.3	10:11.366							
	5	1	2:22.040 B	40.331	43.546	58.163	170.9	12:33.406							
	6	1	4:42.051	3:04.980	47.763	49.308	106.7	17:15.457							
	7	1	2:16.715	41.686	46.677	48.352	186.8	19:32.172							
	8	1	2:11.292	39.791	44.780	46.721	195.2	21:43.464							
	9	1	2:12.223	40.243	45.747	46.233	178.8	23:55.687							
	10	1	2:09.117	38.514	43.845	46.758	209.1	26:04.804							
	11	1	4:12.077	2:38.320	49.472	44.285	118.3	4:12.077							
12	1	2:04.573	38.807	43.006	42.760	175.1	6:16.650								
13	1	1:57.823	36.920	39.917	40.986	222.3	8:14.473								
14	1	1:56.893	36.680	39.506	40.707	222.3									



CAMPIONATO ITALIANO AUTOSTORICHE

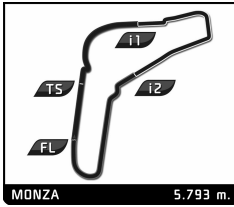
Peroni Racing Weekend Monza 1-2-3 Ottobre 2021

Qualifying

Sector Analysis

— Invalidated Lap ■ Personal Best ■ Session Best B Crossing the pit lane

Lap	D	Time	Sector 1	Sector 2	Sector 3	T.Spd	Elapsed	Lap	D	Time	Sector 1	Sector 2	Sector 3	T.Spd	Elapsed
3	1	2:40.678	49.912	55.595	55.171	154.4	9:48.169								
157		Team Italia					Porsche 911 SC		167		Ford Sierra Cosworth				
		1.Giovanni AMBROSO					I-SIL/oltre 2000				1.Thomas GIOVANNINI				
		2.Denny ZARDO									2.Rigoni MICHELE				
1	1	4:18.836	2:36.557	52.572	49.707	127.0	4:18.836	1	1	3:11.519	1:30.257	50.944	50.318	92.0	3:11.519
2	1	2:18.271	44.570	47.837	45.864	175.9	6:37.107	2	1	2:16.418	43.262	46.119	47.037	190.4	5:27.937
3	1	2:12.543	42.239	44.888	45.416	169.1	8:49.650	3	1	2:12.631	41.779	44.675	46.177	204.4	7:40.568
4	1	2:11.697	41.935	44.373	45.389	183.6	11:01.347	4	1	2:49.626 B	47.949	53.783	1:07.894	158.9	10:30.194
5	1	3:15.771 B	41.868	1:15.612	1:18.291	186.2	14:17.118	5	1	5:34.672	3:07.443	1:31.405	55.824	90.0	16:04.866
6	1	4:03.333 B	2:19.529	46.780	57.024	152.5	18:20.451	6	1	2:14.135	42.615	45.227	46.293	196.6	18:19.001
7	1	6:27.876	4:55.581	47.927	44.368	176.8	24:48.327	7	1	2:33.359	50.214	49.642	53.503	154.2	20:52.360
8	1	2:04.326	39.167	42.169	42.990	221.9	26:52.653	8	1	2:12.727	42.029	44.461	46.237	203.6	23:05.087
158		Sc. AB Motorsport					Peugeot 205 GTI		168		A.R. 75				
		1.Giovanni BASSI					J2-A/2000				1.Enrico GUASTI				
		2.Renato BENUSIGLIO									J2-A/oltre 2000				
1	1	3:10.420	1:23.537	52.267	54.616	115.5	3:10.420	1	1	3:21.590	1:32.214	54.798	54.578	92.4	3:21.590
2	1	2:33.489	48.001	52.239	53.249	171.2	5:43.909	2	1	2:35.278	48.607	52.473	54.198	160.1	5:56.868
3	1	2:29.140	47.626	49.983	51.531	193.1	8:13.049	3	1	2:31.945	47.724	51.410	52.811	186.2	8:28.813
4	1	2:55.262 B	48.766	54.160	1:12.336	182.4	11:08.311	4	1	2:30.695	47.889	50.738	52.068	168.0	10:59.508
5	1	5:20.843	2:46.616	1:38.971	55.256	81.4	16:29.154	5	1	3:13.661 B	48.446	1:03.251	1:21.964	161.3	14:13.169
6	1	2:28.551	47.332	50.193	51.026	191.7	18:57.705	6	1	3:43.587	1:57.759	51.847	53.981	152.3	17:56.756
7	1	2:28.660	47.244	49.982	51.434	180.9	21:26.365	7	1	2:33.167	47.707	51.735	53.725	175.9	20:29.923
8	1	3:08.218 B	1:08.441	52.639	1:07.138	188.4	24:34.583	8	1	2:29.571	47.308	50.503	51.760	186.2	22:59.494
9	1	4:31.833	2:43.832	53.548	54.453	139.7	29:06.416								
159		1.Riccardo MESSA					Alpine Renault V6T		173		Ford Sierra Cosworth				
		J1-B/oltre 1600									1.Gianni GIUDICI				
1	1	2:53.301	1:11.324	52.605	49.372	100.9	2:53.301	1	1	3:04.286	1:20.648	51.248	52.390	105.0	3:04.286
2	1	2:15.486	43.169	46.109	46.208	203.6	5:08.787	2	1	2:24.357	45.420	48.561	50.376	175.6	5:28.643
3	1	2:13.233	42.256	45.046	45.931	207.9	7:22.020	3	1	2:21.226	44.277	47.451	49.498	205.5	7:49.869
4	1	2:15.850	41.806	47.704	46.340	222.3	9:37.870	4	1	2:21.249	44.497	47.518	49.234	202.1	10:11.118
5	1	2:12.227	41.893	44.560	45.774	210.3	11:50.097	5	1	3:18.556 B	1:01.560	1:00.001	1:16.995	155.8	13:29.674
6	1	3:51.057 B	56.989	1:19.946	1:34.122	210.3	15:41.154	6	1	4:52.121	3:01.695	53.155	57.271	122.4	18:21.795
7	1	5:22.783	3:40.426	48.835	53.522	123.3	21:03.937	7	1	2:18.337	43.477	47.616	47.244	184.9	20:40.132
8	1	2:11.490	41.989	44.405	45.096	211.9	23:15.427	8	1	2:19.047	43.789	46.506	48.752	189.4	22:59.179
9	1	3:06.151 B	47.605	58.824	1:19.722	168.8	26:21.578	9	1	2:18.584	43.512	47.209	47.863	210.3	25:17.763
162		Sc. Del Lario					Mercedes 190 E		176		TVR Tuscan Speed 8 GT				
		1.Mauro SIMONCINI					IMSA/fino 2500				MSA/ oltre 2500				
		2.Alberto Maria LANDINI									1.Vito TRUGLIA				
											2.Gilles GIOVANNINI				
1	1	2:49.868	1:10.347	50.868	48.653	108.6	2:49.868	1	1	3:08.137	1:27.788	50.105	50.244	100.8	3:08.137
2	1	2:13.173	42.523	45.014	45.636	196.2	5:03.041	2	1	2:15.054	42.901	45.539	46.614	173.4	5:23.191
3	1	2:12.721	42.170	44.646	45.905	219.6	7:15.762	3	1	2:11.307	41.115	43.782	46.410	191.1	7:34.498
4	1	2:14.221	42.548	46.017	45.656	205.1	9:29.983	4	1	2:12.026	40.857	43.849	47.320	189.7	9:46.524
5	1	2:35.077 B	45.752	49.327	59.998	177.4	12:05.060	5	1	2:28.844 B	41.915	46.339	1:00.590	169.3	12:15.368
6	1	4:27.935	2:25.930	1:10.080	51.925	103.9	16:32.995	6	1	4:47.296	3:00.239	56.735	50.322	80.1	17:02.664
7	1	2:18.180	43.374	46.375	48.431	186.8	18:51.175	7	1	2:11.775	41.402	44.585	45.788	188.1	19:14.439
8	1	2:16.524	42.688	46.614	47.222	189.1	21:07.699	8	1	2:12.145	41.487	44.977	45.681	169.6	21:26.584
9	1	2:14.698	42.215	45.611	46.872	198.8	23:22.397	9	1	2:09.869	40.269	44.074	45.526	190.4	23:36.453
10	1	2:16.058	42.086	46.043	47.929	195.9	25:38.455								
11	1	2:15.065	42.282	45.395	47.388	194.5	27:53.520								
12	1	2:18.485	43.404	46.495	48.586	190.1	30:12.005								
268		Tecnodom Sport					GT Veloce 2000		268		GT Veloce 2000				
		1.Domiziano GIACON					G2/H1-T/2000				1.Domiziano GIACON				
1	1	3:44.295	1:47.549	59.363	57.383	89.2	3:44.295	1	1	3:44.295	1:47.549	59.363	57.383	89.2	3:44.295
2	1	2:46.921	53.236	56.831	56.854	141.6	6:31.216	2	1	2:46.921	53.236	56.831	56.854	141.6	6:31.216



CAMPIONATO ITALIANO AUTOSTORICHE

Peroni Racing Weekend Monza 1-2-3 Ottobre 2021

Qualifying

Sector Analysis

— Invalidated Lap
 ■ Personal Best
 ■ Session Best
 B Crossing the pit lane

Lap	D	Time	Sector 1	Sector 2	Sector 3	T.Sp	Elapsed	Lap	D	Time	Sector 1	Sector 2	Sector 3	T.Sp	Elapsed
3	1	2:46.206	53.529	55.381	57.296	161.8	9:17.422								
4	1	2:45.273	52.542	55.171	57.560	153.3	12:02.695								
5	1	3:49.981	1:09.247	1:20.058	1:20.676	154.9	15:52.676								
6	1	2:45.650	52.063	57.205	56.382	172.0	18:38.326								
7	1	2:46.282	52.087	55.039	59.156	176.8	21:24.608								
8	1	2:49.468	53.624	57.802	58.042	177.1	24:14.076								
9	1	2:43.505	51.787	55.038	56.680	168.3	26:57.581								
10	1	2:41.813	51.954	54.435	55.424	169.3	29:39.394								
11	1	2:42.857	52.011	55.273	55.573	170.7	32:22.251								