

# CAMPIONATO ITALIANO AUTOSTORICHE

## Peroni Racing Weekend Monza 1-2-3 Ottobre 2021

### Race

### Sector Analysis

— Invalidated Lap    ■ Personal Best    ■ Session Best    B Crossing the pit lane

Lap	D	Time	Sector 1	Sector 2	Sector 3	T.Spd	Elapsed	Lap	D	Time	Sector 1	Sector 2	Sector 3	T.Spd	Elapsed
2	1	2:47.509	53.347	56.866	57.296	166.7	5:38.728	10	1	2:35.108	49.497	52.635	52.976	141.4	25:45.850
3	1	2:47.646	52.454	55.819	59.373	154.4	8:26.374	11	1	2:33.397	47.014	52.593	53.790	177.6	28:19.247
4	1	2:42.701	52.038	54.672	55.991	167.0	11:09.075	12	1	2:49.985 B	49.912	51.902	1:08.171	162.8	31:09.232
5	1	2:40.676	51.698	54.047	54.931	172.6	13:49.751	13	1	4:17.635	2:31.192	52.971	53.472	119.9	35:26.867
6	1	2:39.860	51.455	53.284	55.121	167.8	16:29.611	14	1	2:31.345	46.582	52.072	52.691	174.5	37:58.212
7	1	2:39.088	51.263	53.351	54.474	175.1	19:08.699	15	1	2:31.900	46.881	52.146	52.873	174.8	40:30.112
8	1	2:38.467	51.033	53.072	54.362	180.9	21:47.166	16	1	2:30.234	45.776	51.627	52.831	169.3	43:00.346
9	1	2:39.219	51.484	53.505	54.230	180.9	24:26.385	17	1	2:32.646	46.768	52.379	53.499	177.9	45:32.992
10	1	2:37.049	50.431	52.902	53.716	183.0	27:03.434	18	1	2:36.940	47.348	55.039	54.553	151.2	48:09.932
11	1	2:37.613	50.918	52.657	54.038	177.4	29:41.047	19	1	3:12.972	47.879	1:09.967	1:15.126	160.4	51:22.904
12	1	2:36.975	50.470	52.567	53.938	181.5	32:18.022	20	1	3:35.172	1:06.347	1:21.838	1:06.987	108.7	54:58.076
13	1	2:37.017	51.113	52.153	53.751	185.5	34:55.039	21	1	2:45.754	52.598	55.240	57.916	149.3	57:43.830
14	1	2:44.077 B	50.900	52.961	1:00.216	179.4	37:39.116	22	1	2:57.324	52.963	59.632	1:04.729	133.2	1:00:41.154
15	2	4:10.093	2:18.793	54.782	56.518	143.1	41:49.209								
16	2	2:40.375	50.587	53.146	56.642	181.2	44:29.584								
17	2	2:41.597	51.827	53.729	56.041	157.6	47:11.181								
18	2	2:51.354	51.319	54.479	1:05.556	169.3	50:02.535								
19	2	3:16.468	1:17.157	57.460	1:01.851	81.2	53:19.003								
20	2	3:08.079	59.088	1:01.294	1:07.697	122.0	56:27.082								
21	2	3:05.277	58.975	1:01.366	1:04.936	129.4	59:32.359								
22	2	3:04.393	57.290	1:02.017	1:05.086	127.5	1:02:36.752								

**68** **CMAE Squadra Corse** BMW 1600 Ti  
 1.Silvio GENTILINI G2/H1-TC/1600  
 2.Roberto PIATTO

1	1	3:01.059	1:02.831	57.332	1:00.896		3:01.059
2	1	2:51.556	52.952	57.864	1:00.740	159.4	5:52.615
3	1	2:52.633	53.312	57.896	1:01.425	149.5	8:45.248
4	1	3:08.316 B	54.322	59.282	1:14.712	136.1	11:53.564
5	1	8:17.949	6:23.415	56.129	58.405	125.4	20:11.513
6	1	2:45.665	52.222	55.327	58.116	158.9	22:57.178
7	1	2:47.368	53.048	56.444	57.876	163.2	25:44.546
8	1	2:46.251	51.990	56.468	57.793	155.5	28:30.797
9	1	2:56.435 B	52.824	58.243	1:05.368	149.5	31:27.232
10	2	4:13.431	2:22.458	54.395	56.578	117.8	35:40.663
11	2	2:43.090	51.860	55.096	56.134	136.1	38:23.753
12	2	2:40.818	51.917	54.130	54.771	166.2	41:04.571
13	2	2:39.238	49.996	53.734	55.508	166.7	43:43.809
14	2	2:42.519	51.504	54.222	56.793	143.1	46:26.328
15	2	2:45.229	52.962	55.600	56.667	146.7	49:11.557
16	2	3:14.730	1:03.339	1:05.161	1:06.230	105.1	52:26.287
17	2	3:05.172	1:00.909	1:01.188	1:03.075	118.2	55:31.459
18	2	3:07.924	56.298	1:04.160	1:07.466	134.6	58:39.383
19	2	3:13.041	1:00.848	1:05.231	1:06.962	118.6	1:01:52.424

**72** **Club Slow Team** Ford Sierra Cosworth  
 1.Enrico GERARDI J2-A/oltre 2000

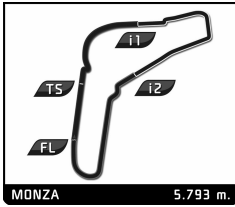
1	1	2:38.693	52.911	51.608	54.174		2:38.693
2	1	2:35.306	48.776	51.979	54.551	146.7	5:13.999
3	1	2:35.554	48.431	53.751	53.372	155.5	7:49.553
4	1	2:32.343	47.320	52.197	52.826	158.0	10:21.896
5	1	2:34.375	46.993	53.882	53.500	160.8	12:56.271
6	1	2:34.635	48.338	52.569	53.728	149.8	15:30.906
7	1	2:31.287	46.902	51.710	52.675	158.7	18:02.193
8	1	2:34.694	47.141	54.056	53.497	169.6	20:36.887
9	1	2:33.855	47.147	53.178	53.530	156.9	23:10.742

**83** **Sc. Vesuvio** A.R. GTAm  
 1.Fabio DE BEAUMONT G2/H1-TC/2000  
 2.Daniele GUERRIERO

1	1	2:51.816	59.101	54.578	58.137		2:51.816
2	1	2:44.879	51.658	56.041	57.180	172.6	5:36.695
3	1	2:42.799	51.527	56.047	55.225	166.5	8:19.494
4	1	2:38.766	49.880	53.807	55.079	166.0	10:58.260
5	1	2:35.438	48.200	53.159	54.079	164.5	13:33.698
6	1	2:34.756	49.711	52.506	52.539	166.0	16:08.454
7	1	2:30.646	47.546	50.700	52.400	174.5	18:39.100
8	1	2:31.251	48.474	50.702	52.075	179.1	21:10.351
9	1	2:30.703	47.575	51.381	51.747	175.4	23:41.054
10	1	2:28.741	47.210	50.590	50.941	186.5	26:09.795
11	1	2:34.646 B	46.992	49.906	57.748	191.4	28:44.441
12	2	4:05.162	2:16.642	54.769	53.751	136.1	32:49.603
13	2	2:31.291	47.439	51.549	52.303	187.4	35:20.894
14	2	2:32.446	47.146	52.522	52.778	192.8	37:53.340
15	2	2:31.350	48.265	50.909	52.176	192.4	40:24.690
16	2	2:28.147	47.184	49.815	51.148	195.2	42:52.837
17	2	2:31.640	47.615	52.647	51.378	170.7	45:24.477
18	2	2:27.318	47.019	49.762	50.537	185.2	47:51.795

**92** **GRT Motorsport** BMW 2002 Ti  
 1.Mario MONTANARO G2/H1-TC/2000

1	1	3:10.161	1:06.057	1:02.220	1:01.884		3:10.161
2	1	3:01.464	57.757	1:01.545	1:02.162	135.2	6:11.625
3	1	3:00.552	57.039	1:01.830	1:01.683	141.9	9:12.177
4	1	2:55.947	56.035	59.684	1:00.228	139.0	12:08.124
5	1	2:56.304	55.938	1:00.275	1:00.091	145.2	15:04.428
6	1	2:51.817	53.834	59.039	58.944	151.2	17:56.245
7	1	2:51.198	54.388	58.204	58.606	145.3	20:47.443
8	1	2:51.748	54.081	58.594	59.073	145.3	23:39.191
9	1	2:51.109	54.003	58.080	59.026	146.9	26:30.300
10	1	2:57.613 B	52.078	56.100	1:09.435	156.7	29:27.913
11	1	4:18.173	2:24.151	57.142	56.880	110.9	33:46.086
12	1	2:48.308	52.995	56.559	58.754	148.7	36:34.394
13	1	2:47.249	52.616	56.475	58.158	156.9	39:21.643
14	1	2:47.616	53.311	56.582	57.723	147.5	42:09.259
15	1	2:49.523	53.149	57.112	59.262	147.3	44:58.782
16	1	2:49.298	54.296	56.825	58.177	143.1	47:48.080
17	1	3:31.452	55.062	1:12.976	1:23.414	146.9	51:19.532
18	1	3:35.460	1:05.112	1:23.737	1:06.611	129.7	54:54.992



# CAMPIONATO ITALIANO AUTOSTORICHE

## Peroni Racing Weekend Monza 1-2-3 Ottobre 2021

### Race

### Sector Analysis

— Invalidated Lap    ■ Personal Best    ■ Session Best    B Crossing the pit lane

Lap	D	Time	Sector 1	Sector 2	Sector 3	T.Sp	Elapsed	Lap	D	Time	Sector 1	Sector 2	Sector 3	T.Sp	Elapsed
19	1	3:07.028	57.583	1:04.772	1:04.673	153.8	58:02.020								
20	1	3:34.830	1:00.169	1:13.709	1:20.952	130.0	1:01:36.850								

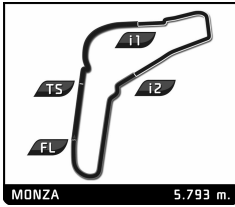
96 Sc. Del Lario								A.R. GTAm							
1.Luigi SCALINI								G2/H1-TC/2000							
1	1	2:48.337	57.017	55.031	56.289		2:48.337								
2	1	2:48.361	51.930	58.596	57.835	153.3	5:36.698								
3	1	2:41.514	50.302	56.060	55.152	165.5	8:18.212								
4	1	2:36.836	47.878	53.647	55.311	173.1	10:55.048								
5	1	2:38.137	49.332	54.035	54.770	159.4	13:33.185								
6	1	2:32.906	47.307	52.448	53.151	175.9	16:06.091								
7	1	2:33.511	48.643	52.326	52.542	173.1	18:39.602								
8	1	2:29.397	46.329	50.742	52.326	177.4	21:08.999								
9	1	2:31.625	47.235	51.409	52.981	181.2	23:40.624								
10	1	2:28.559	<b>46.109</b>	51.183	51.267	181.5	26:09.183								
11	1	<b>2:28.349</b>	46.407	50.115	51.827	187.1	28:37.532								
12	1	2:36.443	B 46.373	50.926	59.144	181.8	31:13.975								
13	1	4:04.274	2:19.338	52.514	52.422	141.0	35:18.249								
14	1	2:30.832	48.188	51.129	51.515	161.3	37:49.081								
15	1	2:29.298	46.855	50.923	51.520	167.5	40:18.379								
16	1	2:30.275	46.880	52.158	<b>51.237</b>	163.0	42:48.654								
17	1	2:29.491	46.926	<b>50.068</b>	52.497	178.8	45:18.145								
18	1	2:32.397	48.134	52.110	52.153	159.9	47:50.542								
19	1	3:02.334	47.091	56.283	1:18.960	177.6	50:52.876								
20	1	3:58.117	1:29.451	1:23.509	1:05.157	88.7	54:50.993								
21	1	2:59.072	54.769	1:00.844	1:03.459	135.7	57:50.065								
22	1	3:02.593	56.326	1:01.752	1:04.515	135.6	1:00:52.658								

102 Sc. AB Motorsport								Alpine A110							
1.Roberto CHIARAMONTE E								2/H1-GTS/1600							
2.Giuseppe BARRESI															
1	1	2:56.515	59.246	56.783	1:00.486		2:56.515								
2	1	2:50.024	53.587	56.505	59.932	164.7	5:46.539								
3	1	2:53.773	56.748	57.378	59.647	153.6	8:40.312								
4	1	2:47.604	51.750	56.205	59.649	142.9	11:27.916								
5	1	2:44.645	51.609	55.572	57.464	141.0	14:12.561								
6	1	2:40.563	51.407	53.884	55.272	144.0	16:53.124								
7	1	2:36.907	48.640	53.765	54.502	189.7	19:30.031								
8	1	<b>2:34.278</b>	48.673	<b>51.156</b>	54.449	170.9	22:04.309								
9	1	2:34.914	49.294	52.308	<b>53.312</b>	161.8	24:39.223								
10	1	2:35.534	49.017	52.690	53.827	160.4	27:14.757								
11	1	2:42.921	B 49.107	52.134	1:01.680	157.8	29:57.678								
12	2	4:10.567	2:16.084	57.235	57.248	129.0	34:08.245								
13	2	2:39.789	49.666	55.210	54.913	170.4	36:48.034								
14	2	2:36.043	<b>48.072</b>	52.915	55.056	169.6	39:24.077								
15	2	2:36.720	48.496	53.224	55.000	177.1	42:00.797								
16	2	2:43.313	49.747	54.266	59.300	142.7	44:44.110								
17	2	2:46.085	52.433	55.240	58.412	135.4	47:30.195								
18	2	3:06.390	49.699	54.326	1:22.365	154.9	50:36.585								
19	2	3:11.849	1:12.734	58.744	1:00.371	97.3	53:48.434								
20	2	3:01.387	55.854	1:01.554	1:03.979	128.4	56:49.821								
21	2	3:00.824	55.233	1:01.817	1:03.774	132.7	59:50.645								
22	2	3:02.607	57.909	1:00.949	1:03.749	128.4	1:02:53.252								

116								A.R. Alfasud Ti							
1.Matteo DENTI								H2/I-SIL/1300							
2.Filippo DENTI															
1	1	2:35.150	50.588	50.393	54.169		2:35.150								
2	1	2:45.926	48.841	51.728	1:05.357	155.1	5:21.076								
3	1	2:30.530	46.998	51.232	52.300	171.5	7:51.606								
4	1	2:24.722	45.333	49.020	50.369	158.3	10:16.328								
5	1	2:23.483	44.064	48.884	50.535	173.1	12:39.811								
6	1	2:24.568	43.639	51.050	49.879	194.1	15:04.379								
7	1	2:22.251	43.461	49.335	49.455	184.9	17:26.630								
8	1	2:21.547	43.293	48.724	49.530	190.1	19:48.177								
9	1	2:21.097	43.586	48.280	49.231	187.4	22:09.274								
10	1	2:21.899	44.272	48.368	49.259	176.2	24:31.173								
11	1	2:24.095	44.993	48.895	50.207	175.4	26:55.268								
12	1	2:23.744	43.733	49.549	50.462	182.7	29:19.012								
13	1	2:22.070	44.271	48.763	49.036	188.7	31:41.082								
14	1	2:31.545	B 43.605	49.061	58.879	174.5	34:12.627								
15	2	3:52.708	2:12.028	51.831	48.849	155.3	38:05.335								
16	2	2:20.159	42.699	48.347	49.113	191.4	40:25.494								
17	2	2:21.105	<b>42.574</b>	49.345	49.186	191.7	42:46.599								
18	2	<b>2:19.607</b>	43.076	48.011	<b>48.520</b>	178.5	45:06.206								
19	2	2:20.441	44.218	<b>47.701</b>	48.522	167.5	47:26.647								
20	2	2:36.989	44.457	50.417	1:02.115	192.1	50:03.636								
21	2	3:15.975	1:16.834	57.599	1:01.542	75.8	53:19.611								
22	2	3:07.907	59.364	1:01.434	1:07.109	120.4	56:27.518								
23	2	2:45.002	53.714	55.227	56.061	138.5	59:12.520								
24	2	2:40.388	49.117	53.734	57.537	146.5	1:01:52.908								

140								A.R. GTAm							
1.Umberto CANTÙ								H2/I-SIL/2000							
1	1	2:59.285	1:01.579	57.622	1:00.084		2:59.285								
2	1	2:51.710	54.075	57.481	1:00.154	150.8	5:50.995								
3	1	2:51.262	53.821	57.661	59.780	161.8	8:42.257								
4	1	2:48.464	53.288	56.041	59.135	150.0	11:30.721								
5	1	2:48.544	53.364	55.728	59.452	154.2	14:19.265								
6	1	2:52.587	53.794	57.353	1:01.440	167.0	17:11.852								
7	1	2:48.718	53.842	56.471	58.405	164.2	20:00.570								
8	1	2:47.862	53.971	55.332	58.559	156.2	22:48.432								
9	1	2:47.181	53.237	56.272	57.672	165.5	25:35.613								
10	1	2:57.387	B 53.256	56.159	1:07.972	168.0	28:33.000								
11	1	4:12.630	2:19.026	55.464	58.140	133.9	32:45.630								
12	1	2:45.920	53.376	54.877	57.667	157.1	35:31.550								
13	1	2:45.314	53.171	54.856	57.287	161.5	38:16.864								
14	1	<b>2:44.873</b>	53.166	<b>54.503</b>	57.204	160.4	41:01.737								
15	1	2:44.891	52.668	55.473	<b>56.750</b>	170.9	43:46.628								
16	1	2:46.909	<b>52.640</b>	55.492	58.777	163.2	46:33.537								
17	1	2:50.753	54.011	57.555	59.187	167.3	49:24.290								
18	1	3:02.509	56.451	59.991	1:06.067	138.7	52:26.799								
19	1	3:05.406	1:00.735	1:01.463	1:03.208	117.7	55:32.205								
20	1	2:59.950	56.009	1:01.746	1:02.195	148.9	58:32.155								
21	1	3:05.414	56.879	1:02.138	1:06.397	143.8	1:01:37.569								

141								A.R. GTAm							
1.Roberto ARNALDI								H2/I-SIL/2000							



# CAMPIONATO ITALIANO AUTOSTORICHE

## Peroni Racing Weekend Monza 1-2-3 Ottobre 2021

### Race

### Sector Analysis

— Invalidated Lap    ■ Personal Best    ■ Session Best    B Crossing the pit lane

Lap	D	Time	Sector 1	Sector 2	Sector 3	T.Spd	Elapsed	Lap	D	Time	Sector 1	Sector 2	Sector 3	T.Spd	Elapsed
1	1	2:35.038	51.107	50.548	53.383		2:35.038	14	2	2:05.015	38.095	44.396	42.524	204.7	33:30.235
2	1	2:38.517	49.153	52.843	56.521	170.4	5:13.555	15	2	2:01.285	37.769	41.929	41.587	207.1	35:31.520
3	1	2:36.399	50.601	52.506	53.292	182.7	7:49.954	16	2	2:03.202	37.767	43.829	41.606	203.6	37:34.722
4	1	2:27.827	46.432	51.170	50.225	157.8	10:17.781	17	2	<b>1:59.742</b>	<b>37.261</b>	<b>41.172</b>	<b>41.309</b>	224.2	39:34.464
5	1	2:22.562	44.270	48.636	49.656	175.1	12:40.343	18	2	2:05.640	38.402	42.092	45.146	211.9	41:40.104
6	1	2:22.137	43.901	49.534	48.702	183.6	15:02.480	19	2	2:04.310	38.127	41.522	44.661	200.2	43:44.414
7	1	2:18.547	42.918	48.218	47.411	202.8	17:21.027	20	2	2:06.604	39.175	41.708	45.721	182.1	45:51.018
8	1	3:05.605 B	43.207	47.013	1:35.385	199.5	20:26.632	21	2	2:06.961	39.869	43.087	44.005	187.8	47:57.979
9	1	3:42.412	2:06.951	47.627	47.834	162.8	24:09.044	22	2	2:47.946	39.588	43.275	1:25.083	194.8	50:45.925
10	1	<b>2:16.780</b>	<b>42.818</b>	47.052	<b>46.910</b>	207.5	26:25.824	23	2	4:02.384	1:35.433	1:23.355	1:03.596	94.0	54:48.309
11	1	2:17.919	43.769	<b>46.087</b>	48.063	187.8	28:43.743	24	2	2:48.624	52.092	56.606	59.926	151.6	57:36.933
12	1	2:19.260	43.497	47.733	48.030	197.3	31:03.003	25	2	2:53.578	53.326	58.029	1:02.223	139.4	1:00:30.511
13	1	2:20.060	43.852	48.170	48.038	202.5	33:23.063								
14	1	2:19.882	44.249	47.479	48.154	193.5	35:42.945								
15	1	2:18.975	43.641	47.724	47.610	194.1	38:01.920								
16	1	2:21.662	44.201	49.502	47.959	197.0	40:23.582								
17	1	2:20.095	44.153	47.723	48.219	207.1	42:43.677								
18	1	2:20.857	44.505	46.776	49.576	198.0	45:04.534								
19	1	2:21.793	44.629	47.834	49.330	189.7	47:26.327								
20	1	2:34.442	44.948	49.749	59.745	198.4	50:00.769								
21	1	3:01.771	1:15.157	50.989	55.625	78.2	53:02.540								
22	1	3:09.815	1:04.261	1:01.978	1:03.576	154.7	56:12.355								
23	1	2:41.979	50.464	54.299	57.216	172.6	58:54.334								
24	1	2:47.498	55.026	54.760	57.712	169.1	1:01:41.832								

**142** Sc. Vesuvio Fiat X1/9  
 1. Cosimo TURIZIO H2/SIL/1600  
 2. Francesco TURIZIO

1	1	2:34.597	50.147	50.544	53.906		2:34.597
2	1	2:35.944	47.767	52.617	55.560	163.2	5:10.541
3	1	2:34.050	48.481	51.809	53.760	152.1	7:44.591
4	1	2:29.924	46.378	50.836	52.710	165.2	10:14.515
5	1	2:24.632	44.840	49.057	50.735	172.0	12:39.147
6	1	2:21.293	44.591	47.736	48.966	185.8	15:00.440
7	1	2:17.920	43.133	46.422	48.365	185.5	17:18.360
8	1	2:19.651	43.056	49.277	47.318	200.6	19:38.011
9	1	2:16.221	42.676	46.504	47.041	204.7	21:54.232
10	1	<b>2:14.950</b>	<b>42.341</b>	<b>45.659</b>	<b>46.950</b>	214.9	24:09.182
11	1	2:39.183 B	48.051	52.311	58.821	222.3	26:48.365
12	2	7:11.821 B	5:00.057	1:01.330	1:10.434	106.2	34:00.186

**149** Team Italia Porsche 930  
 1. Massimo RONCONI I-SIL/oltre 2000  
 2. Giovanni GULINELLI

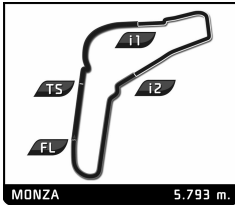
1	1	2:32.654	47.287	50.670	54.697		2:32.654
2	1	2:35.902	47.651	52.345	55.906	146.3	5:08.556
3	1	2:30.174	45.277	52.142	52.755	160.6	7:38.730
4	1	2:25.906	44.641	49.080	52.185	179.4	10:04.636
5	1	2:23.220	44.705	48.075	50.440	160.1	12:27.856
6	1	2:19.845	42.113	48.287	49.445	162.5	14:47.701
7	1	2:20.330	44.312	47.302	48.716	160.8	17:08.031
8	1	2:15.984	42.515	46.471	46.998	165.0	19:24.015
9	1	2:19.822 B	40.694	44.772	54.356	186.5	21:43.837
10	2	3:35.806	2:06.992	45.294	43.520	137.3	25:19.643
11	2	2:02.155	37.874	41.863	42.418	203.6	27:21.798
12	2	2:01.458	37.696	41.446	42.316	196.2	29:23.256
13	2	2:01.964	38.145	41.521	42.298	195.5	31:25.220

**150** Porsche 911 RSR I-SIL/oltre 2000  
 1. Giuseppe GAROFALO  
 2. Domenico GUAGLIARDO

1	1	2:51.910	1:02.574	52.497	56.839		2:51.910
2	1	2:39.673	48.502	53.676	57.495	159.2	5:31.583
3	1	2:37.378	48.851	53.169	55.358	178.5	8:08.961
4	1	2:33.728	47.911	51.695	54.122	161.1	10:42.689
5	1	2:30.807	46.274	50.385	54.148	182.4	13:13.496
6	1	2:29.940	45.685	50.427	53.828	192.8	15:43.436
7	1	2:30.351	46.394	50.480	53.477	201.7	18:13.787
8	1	2:26.419	45.347	49.347	51.725	173.7	20:40.206
9	1	2:26.572	44.568	50.903	51.101	179.4	23:06.778
10	1	<b>2:23.918</b>	<b>43.793</b>	49.370	<b>50.755</b>	209.1	25:30.696
11	1	2:25.456	44.223	49.366	51.867	194.1	27:56.152
12	1	2:24.658	44.297	48.670	51.691	201.0	30:20.810
13	1	2:24.718	45.102	48.772	50.844	202.8	32:45.528
14	1	2:26.765	44.936	49.257	52.572	204.4	35:12.293
15	1	2:37.906 B	45.674	49.229	1:03.003	193.5	37:50.199
16	2	3:53.066	2:12.354	49.059	51.653	165.0	41:43.265
17	2	2:24.483	45.308	<b>47.425</b>	51.750	187.1	44:07.748
18	2	2:24.829	44.724	48.164	51.941	192.8	46:32.577
19	2	2:26.100	46.096	47.868	52.136	159.6	48:58.677
20	2	2:47.706	48.393	55.737	1:03.576	175.1	51:46.383
21	2	3:18.118	55.701	1:12.910	1:09.507	142.9	55:04.501
22	2	2:44.812	49.924	55.391	59.497	164.7	57:49.313
23	2	3:22.922	49.674	54.649	1:38.599	144.2	1:01:12.235

**157** Team Italia Porsche 911 SC I-SIL/oltre 2000  
 1. Giovanni AMBROSO  
 2. Denny ZARDO

1	2	2:26.162	47.676	47.479	51.007		2:26.162
2	2	2:33.455 B	46.304	48.766	58.385	154.2	4:59.617
3	2	4:16.107	2:42.492	46.446	47.169	174.2	9:15.724
4	2	2:15.491	41.995	46.202	47.294	167.5	11:31.215
5	2	2:14.088	41.713	45.853	46.522	182.1	13:45.303
6	2	2:13.618	41.926	45.525	46.167	183.0	15:58.921
7	2	2:12.468	41.434	45.296	45.738	177.9	18:11.389
8	2	2:14.601	41.060	46.208	47.333	194.1	20:25.990
9	2	2:12.045	40.662	44.429	46.954	195.2	22:38.035
10	2	2:11.122	<b>40.589</b>	44.856	45.677	195.5	24:49.157
11	2	2:10.927	40.656	44.708	45.563	198.0	27:00.084
12	2	<b>2:10.871</b>	40.667	44.418	45.786	193.5	29:10.955
13	2	2:11.531	41.378	44.644	<b>45.509</b>	195.2	31:22.486
14	2	2:11.454	40.744	45.166	45.544	195.5	33:33.940



# CAMPIONATO ITALIANO AUTOSTORICHE

## Peroni Racing Weekend Monza 1-2-3 Ottobre 2021

### Race

### Sector Analysis

— Invalidated Lap    ■ Personal Best    ■ Session Best    B Crossing the pit lane

Lap	D	Time	Sector 1	Sector 2	Sector 3	T.Sp	Elapsed	Lap	D	Time	Sector 1	Sector 2	Sector 3	T.Sp	Elapsed
15	2	2:11.221	41.594	<b>44.096</b>	45.531	190.1	35:45.161	19	1	2:17.099	42.791	46.285	48.023	202.1	45:22.996
16	2	2:18.991	B 41.434	44.703	52.854	187.8	38:04.152	20	1	2:20.934	43.557	46.924	50.453	175.4	47:43.930
17	1	4:48.165	3:00.426	54.331	53.408	144.4	42:52.317	21	1	2:56.190	43.295	47.538	1:25.357	202.5	50:40.120
18	1	2:30.111	47.632	50.552	51.927	157.1	45:22.428	22	1	3:14.079	1:19.927	54.545	59.607	79.6	53:54.199
19	1	2:30.902	47.716	51.497	51.689	151.0	47:53.330	23	1	2:45.189	52.251	56.696	56.242	156.4	56:39.388
20	1	3:00.595	45.847	55.466	1:19.282	185.5	50:53.925	24	1	2:39.300	48.710	54.372	56.218	150.2	59:18.688
21	1	3:58.205	1:29.226	1:23.506	1:05.473	84.8	54:52.130	25	1	2:40.777	49.197	54.618	56.962	157.3	1:01:59.465
22	1	2:57.969	53.889	55.215	1:08.865	130.5	57:50.099								
23	1	2:54.884	50.695	53.839	1:10.350	142.7	1:00:44.983								

**158** Sc. AB Motorsport Peugeot 205 GTI  
 1.Giovanni BASSI J2-A/2000  
 2.Renato BENUISGLIO

1	1	2:46.736	56.044	53.858	56.834		2:46.736
2	1	2:46.087	51.879	55.224	58.984	153.1	5:32.823
3	1	2:44.923	51.461	57.209	56.253	154.0	8:17.746
4	1	2:37.521	49.536	53.022	54.963	157.8	10:55.267
5	1	2:38.240	50.345	53.490	54.405	170.1	13:33.507
6	1	2:32.826	48.161	52.049	52.616	178.2	16:06.333
7	1	<b>2:30.742</b>	48.481	<b>49.975</b>	<b>52.286</b>	188.1	18:37.075
8	1	2:38.382	B 47.582	50.961	59.839	186.2	21:15.457
9	2	4:31.414	2:40.968	54.712	55.734	136.4	25:46.871
10	2	2:36.073	49.435	52.379	54.259	168.3	28:22.944
11	2	2:36.481	49.848	51.555	55.078	158.7	30:59.425
12	2	2:33.064	48.722	51.049	53.293	176.2	33:32.489
13	2	2:32.002	47.939	50.782	53.281	171.2	36:04.491
14	2	2:34.023	48.292	52.474	53.257	175.9	38:38.514
15	2	2:34.305	<b>47.556</b>	53.556	53.193	184.0	41:12.819
16	2	2:34.133	47.919	51.169	55.045	174.8	43:46.952
17	2	2:35.525	48.885	51.988	54.652	154.2	46:22.477
18	2	2:39.572	49.138	54.296	56.138	162.5	49:02.049
19	2	3:01.376	59.067	1:04.351	57.958	156.2	52:03.425
20	2	3:03.423	52.598	1:00.457	1:10.368	145.0	55:06.848
21	2	2:57.451	53.053	1:01.035	1:03.363	145.0	58:04.299
22	2	3:03.280	57.162	1:00.914	1:05.204	135.9	1:01:07.579

**159** 1.Riccardo MESSA Alpine Renault V6T J1-B/oltre 1600

1	1	2:32.244	47.883	51.074	53.287		2:32.244
2	1	2:32.624	48.133	51.098	53.393	156.7	5:04.868
3	1	2:29.663	46.659	50.833	52.171	164.7	7:34.531
4	1	2:24.544	45.089	49.460	49.995	158.7	9:59.075
5	1	2:20.987	43.824	48.053	49.110	174.0	12:20.062
6	1	2:16.519	42.783	46.393	47.343	195.2	14:36.581
7	1	2:16.076	42.489	46.897	46.690	202.5	16:52.657
8	1	<b>2:14.347</b>	42.286	45.347	46.714	198.8	19:07.004
9	1	2:14.439	42.673	45.323	46.443	198.0	21:21.443
10	1	2:14.705	<b>42.001</b>	<b>45.095</b>	47.609	209.1	23:36.148
11	1	2:14.887	42.822	45.489	46.576	196.6	25:51.035
12	1	2:16.500	42.638	46.831	47.031	199.5	28:07.535
13	1	2:15.334	43.216	45.730	46.388	208.3	30:22.869
14	1	2:15.963	42.630	46.962	<b>46.371</b>	202.1	32:38.832
15	1	2:14.454	42.430	45.362	46.662	209.1	34:53.286
16	1	2:20.024	B 42.502	45.525	51.997	206.7	37:13.310
17	1	3:37.601	2:05.104	45.485	47.012	165.7	40:50.911
18	1	2:14.986	42.680	45.168	47.138	207.5	43:05.897

**162** Sc. Del Lario Mercedes 190 E  
 1.Mauro SIMONCINI :T NA/fino 2500  
 2.Alberto Maria LANDINI

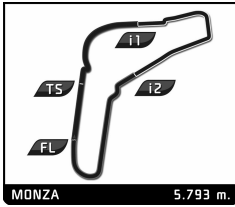
1	1	2:38.902	53.243	51.846	53.813		2:38.902
2	1	2:37.955	50.331	53.193	54.431	136.2	5:16.857
3	1	2:34.328	48.740	52.896	52.692	149.3	7:51.185
4	1	2:30.073	46.429	52.991	50.653	155.8	10:21.258
5	1	2:21.460	44.089	48.990	48.381	175.6	12:42.718
6	1	2:19.621	42.339	49.143	48.139	184.9	15:02.339
7	1	2:16.452	43.176	46.879	46.397	198.8	17:18.791
8	1	2:15.004	42.272	46.100	46.632	204.4	19:33.795
9	1	2:15.229	42.883	45.714	46.632	180.9	21:49.024
10	1	2:18.219	44.771	47.211	46.237	191.1	24:07.243
11	1	2:25.216	B 42.213	47.246	55.757	197.3	26:32.459
12	2	3:28.053	1:56.840	<b>44.855</b>	46.358	165.5	30:00.512
13	2	2:14.643	42.484	45.402	46.757	200.6	32:15.155
14	2	2:14.235	42.925	45.422	45.888	219.2	34:29.390
15	2	2:14.740	<b>42.171</b>	45.345	47.224	202.5	36:44.130
16	2	<b>2:13.442</b>	42.577	45.180	<b>45.685</b>	188.1	38:57.572
17	2	2:14.297	42.734	45.212	46.351	205.9	41:11.869
18	2	2:17.527	43.013	47.150	47.364	199.5	43:29.396
19	2	2:18.716	42.826	46.998	48.892	185.2	45:48.112
20	2	2:18.123	43.390	46.301	48.432	182.7	48:06.235
21	2	3:13.732	42.579	1:08.674	1:22.479	194.8	51:19.967
22	2	3:34.941	1:05.582	1:23.418	1:05.941	126.4	54:54.908
23	2	2:40.477	50.188	53.895	56.394	151.6	57:35.385
24	2	2:41.440	49.880	54.428	57.132	142.7	1:00:16.825
25	2	2:43.697	51.182	55.169	57.346	134.4	1:03:00.522

**167** 1.Thomas GIOVANNINI Ford Sierra Cosworth J2-A/oltre 2000  
 2.Rigoni MICHELE

1	1	2:33.860	48.225	52.155	53.480		2:33.860
2	1	2:30.095	46.946	50.813	52.336	156.9	5:03.955
3	1	2:27.972	45.228	50.901	51.843	175.1	7:31.927
4	1	2:25.401	45.357	50.014	50.030	160.8	9:57.328
5	1	2:23.569	45.079	48.275	50.215	168.6	12:20.897
6	1	<b>2:22.369</b>	<b>44.057</b>	49.012	49.300	172.0	14:43.266
7	1	2:23.231	46.169	<b>48.026</b>	<b>49.036</b>	162.8	17:06.497
8	1	2:30.426	B 45.647	48.722	56.057	160.1	19:36.923

**168** GRT Motorsport A.R. 75  
 1.Enrico GUASTI J2-A/oltre 2000

1	1	2:49.210	57.223	55.045	56.942		2:49.210
2	1	2:43.950	50.644	54.686	58.620	150.2	5:33.160
3	1	2:40.345	49.397	54.719	56.229	162.0	8:13.505
4	1	2:40.437	50.328	54.025	56.084	147.9	10:53.942
5	1	2:39.510	50.140	53.470	55.900	145.2	13:33.452



# CAMPIONATO ITALIANO AUTOSTORICHE

## Peroni Racing Weekend Monza 1-2-3 Ottobre 2021

### Race

### Sector Analysis

— Invalidated Lap    ■ Personal Best    ■ Session Best    ■ Crossing the pit lane

Lap	D	Time	Sector 1	Sector 2	Sector 3	T.Spd	Elapsed	Lap	D	Time	Sector 1	Sector 2	Sector 3	T.Spd	Elapsed							
6	1	2:36.397	48.992	53.706	53.699	165.0	16:09.849	13	2	<span style="color: green;">2:12.607</span>	<span style="color: green;">41.227</span>	44.538	46.842	188.7	32:23.852							
7	1	2:35.020	47.819	52.670	54.531	171.8	18:44.869	14	2	2:23.138	42.318	<span style="color: green;">44.015</span>	56.805	167.5	34:46.990							
8	1	2:35.266	48.743	52.708	53.815	167.0	21:20.135	15	2	2:25.372	50.346	47.404	47.622	136.8	37:12.362							
9	1	2:35.343	48.664	52.545	54.134	168.0	23:55.478	16	2	2:21.297	45.925	47.402	47.970	181.5	39:33.659							
10	1	2:40.696	49.109	58.260	53.327	171.8	26:36.174	17	2	2:19.888	45.383	46.709	47.796	158.5	41:53.547							
11	1	2:44.899 <span style="color: blue;">B</span>	49.655	<span style="color: green;">51.213</span>	1:04.031	143.6	29:21.073	18	2	2:19.792	45.734	46.255	47.803	168.3	44:13.339							
12	1	4:09.959	2:23.250	52.828	53.881	138.1	33:31.032	19	2	2:20.010	45.388	46.591	48.031	168.3	46:33.349							
13	1	2:32.942	47.713	51.553	53.676	170.1	36:03.974	20	2	2:21.280	45.854	47.344	48.082	172.3	48:54.629							
14	1	2:33.865	48.283	52.277	53.305	169.1	38:37.839	21	2	2:47.104	49.529	56.311	1:01.264	175.1	51:41.733							
15	1	2:34.511	47.497	53.023	53.991	179.4	41:12.350	22	2	3:19.815	55.206	1:17.018	1:07.591	135.4	55:01.548							
16	1	<span style="color: green;">2:32.102</span>	<span style="color: green;">47.298</span>	51.537	<span style="color: green;">53.267</span>	183.0	43:44.452	23	2	2:42.590	52.548	54.318	55.724	142.7	57:44.138							
17	1	2:34.905	48.037	51.932	54.936	175.6	46:19.357	24	2	2:35.463	50.188	51.899	53.376	146.9	1:00:19.601							
18	1	2:38.552	49.451	53.301	55.800	163.7	48:57.909	25	2	2:41.124	53.647	52.020	55.457	137.4	1:03:00.725							
19	1	2:49.274	53.823	56.189	59.262	163.2	51:47.183	<div style="font-size: 2em; font-weight: bold; margin-bottom: 5px;">268</div> <div style="font-weight: bold; margin-bottom: 5px;">Tecnodom Sport</div> <div style="font-size: 0.8em;">1.Domiziano GIACON</div> <div style="text-align: right; font-size: 0.8em;">GT Veloce 2000 G2/H1-T/2000</div>							20	1	3:18.831	56.071	1:12.524	1:10.236	147.9	55:06.014
21	1	3:20.032	50.672	1:27.805	1:01.555	154.0	58:26.046															
22	1	2:56.540	54.059	59.671	1:02.810	148.5	1:01:22.586															

173		1.Gianni GIUDICI		Ford Sierra Cosworth		J2-N/oltre 2000		
		Lap	D	Time	Sector 1	Sector 2	Sector 3	T.Spd
1	1	2:42.696	54.982	52.205	55.509			2:42.696
2	1	2:45.499	52.418	55.244	57.837	145.5		5:28.195
3	1	3:03.465	54.148	1:03.866	1:05.451	149.3		8:31.660
4	1	3:01.616	55.400	1:00.016	1:06.200	138.3		11:33.276
5	1	3:02.677	58.277	1:01.449	1:02.951	145.5		14:35.953
6	1	3:04.650	59.355	1:02.934	1:02.361	140.3		17:40.603
7	1	3:00.833	57.710	58.057	1:05.066	136.4		20:41.436
8	1	3:22.416 <span style="color: blue;">B</span>	1:06.384	1:01.002	1:15.030	124.1		24:03.852
9	1	4:26.501	2:38.313	54.105	54.083	86.4		28:30.353
10	1	2:32.499	49.394	<span style="color: green;">51.338</span>	51.767	152.9		31:02.852
11	1	<span style="color: green;">2:31.601</span>	<span style="color: green;">48.787</span>	52.242	<span style="color: green;">50.572</span>	165.7		33:34.453
12	1	2:50.973	49.215	58.148	1:03.610	174.0		36:25.426
13	1	3:17.278	1:01.530	1:07.560	1:08.188	141.0		39:42.704
14	1	3:08.210	1:04.305	1:00.751	1:03.154	134.9		42:50.914
15	1	3:19.663	1:06.627	1:04.125	1:08.911	127.5		46:10.577
16	1	3:22.054	1:03.119	1:13.319	1:05.616	138.7		49:32.631
17	1	3:24.481	1:10.994	1:07.181	1:06.306	103.4		52:57.112
18	1	3:30.213	1:05.021	1:06.259	1:18.933	139.2		56:27.325
19	1	3:29.041	1:14.846	1:05.213	1:08.982	112.2		59:56.366
20	1	3:18.502	1:04.285	1:01.684	1:12.533	131.6		1:03:14.868

176		1.Vito TRUGLIA		TVR Tuscan Speed 8 GT		MSA/ oltre 2500		
		Lap	D	Time	Sector 1	Sector 2	Sector 3	T.Spd
1	1	2:33.794	47.688	52.442	53.664			2:33.794
2	1	2:34.617	47.756	51.615	55.246	156.9		5:08.411
3	1	2:28.766	46.391	50.206	52.169	160.1		7:37.177
4	1	2:24.669	45.168	49.130	50.371	179.1		10:01.846
5	1	2:23.127	44.402	48.999	49.726	161.5		12:24.973
6	1	2:21.829	43.968	48.845	49.016	166.5		14:46.802
7	1	2:20.342	44.585	47.115	48.642	178.2		17:07.144
8	1	2:18.255	42.845	47.040	48.370	184.0		19:25.399
9	1	2:18.505	44.402	46.397	47.706	179.4		21:43.904
10	1	2:17.276	43.060	46.312	47.904	168.8		24:01.180
11	1	2:27.222 <span style="color: blue;">B</span>	43.558	47.805	55.859	195.9		26:28.402
12	2	3:42.843	2:10.389	45.836	<span style="color: green;">46.618</span>	156.4		30:11.245