

COPPA ITALIA TURISMO

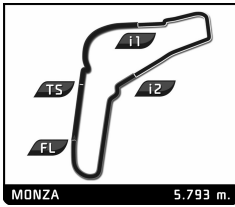
Peroni Racing Weekend Monza 1-2-3 Ottobre 2021

Free Practice 2

Sector Analysis

— Invalidated Lap ■ Personal Best ■ Session Best B Crossing the pit lane

Lap D	Time	Sector 1	Sector 2	Sector 3	T.Spd	Elapsed	Lap D	Time	Sector 1	Sector 2	Sector 3	T.Spd	Elapsed		
3 NEXT MOTORSPORT 1. Adriano VISDOMINI HYUNDAI I30 TCR SQ TCR							13 ITALIA CORSE 1. Federico SCIONTI Bmw M2 Cup M2 CUP								
1	1	3:27.022	1:41.707	55.615	49.700	109.5	3:27.022	1	1	2:21.558	53.596	44.341	43.621	161.3	2:21.558
2	1	2:36.330	41.699	1:02.883	51.748	187.1	6:03.352	2	1	2:02.166	37.818	41.804	42.544	254.0	4:23.724
3	1	2:04.599	39.755	42.180	42.664	233.8	8:07.951	3	1	2:20.871	56.105	42.246	42.520	120.3	6:44.595
4	1	2:02.678	38.967	41.490	42.221	243.2	10:10.629	4	1	2:01.830	38.042	41.555	42.233	237.4	8:46.425
5	1	2:10.188B	39.555	41.648	48.985	233.8	12:20.817	5	1	2:00.617	37.436	41.155	42.026	252.3	10:47.042
6	1	3:24.187	1:59.575	42.028	42.584	187.1	15:45.004	6	1	2:15.934	37.712	44.105	54.117	256.4	13:02.976
7	1	2:02.433	38.933	41.208	42.292	242.7	17:47.437	7	1	2:06.647	37.684	41.467	47.496	242.1	15:09.623
8	1	2:02.413	38.889	41.410	42.114	243.2	19:49.850	8	1	2:07.684	37.424	41.767	48.493	247.1	17:17.307
9	1	2:01.733	38.524	40.979	42.230	245.4	21:51.583	9	1	2:09.561B	37.494	41.083	50.984	244.3	19:26.868
10	1	2:13.366	41.518	44.691	47.157	241.6	24:04.949	10	1	3:18.301	1:53.008	42.170	43.123	186.2	22:45.169
4 ONE MANAGEMENT 1. Giulio VALENTINI Seat Leon Cup Racer T CUP RACER							14 AGGRESSIVE TEAM ITALIA 1. Mauro Luciano GUASTAM. HYUNDAI I30 TCR SQ TCR								
1	1	2:45.967	1:10.218	48.926	46.823	113.4	2:45.967	1	1	3:13.743	1:37.026	51.805	44.912	106.5	3:13.743
2	1	2:28.907	41.011	44.699	1:03.197	205.5	5:14.874	2	1	3:11.294B	39.654	1:12.024	1:19.616	232.3	6:25.037
3	1	2:12.151	43.954	44.134	44.063	204.4	7:27.025	3	1	15:39.362	...	43.562	43.251	175.1	22:04.399
4	1	2:12.682	40.236	47.562	44.884	217.9	9:39.707	4	1	2:05.804	39.382	43.062	43.360	234.8	24:10.203
5	1	2:06.888	39.972	43.106	43.810	219.6	11:46.595								
6	1	2:25.460	45.394	53.667	46.399	204.0	14:12.055								
7	1	2:14.061	40.708	47.675	45.678	223.7	16:26.116								
8	1	2:06.960	40.230	42.843	43.887	220.1	18:33.076								
9	1	2:25.119	43.609	54.659	46.851	221.9	20:58.195								
10	1	2:08.783	40.095	42.939	45.749	219.2	23:06.978								
6 TECNODOM SPORT 1. Steven GIACON Audi LMS TCR DSG TCR DSG							16 NEXT MOTORSPORT 1. Marco BUTTI HYUNDAI I30 TCR SQ TCR								
1	1	2:23.518	52.879	45.478	45.161	158.7	2:23.518	1	1	3:23.893	1:46.699	50.804	46.390	153.3	3:23.893
2	1	2:05.172	39.794	42.577	42.801	238.9	4:28.690	2	1	2:32.011	40.428	1:02.520	49.063	217.9	5:55.904
3	1	2:25.518	54.590	46.514	44.414	135.9	6:54.208	3	1	2:03.622	39.468	41.693	42.461	237.4	7:59.526
4	1	2:06.919	39.703	42.173	45.043	241.6	9:01.127	4	1	2:15.190B	41.273	42.220	51.697	243.2	10:14.716
5	1	2:08.781	40.340	43.650	44.791	220.5	11:09.908	5	1	4:46.235	2:51.632	56.697	57.906	91.3	15:00.951
6	1	2:05.215	40.158	41.824	43.233	234.3	13:15.123	6	1	2:03.274	39.247	42.012	42.015	237.9	17:04.225
7	1	2:15.225B	39.923	41.891	53.411	237.9	15:30.348	7	1	2:03.867	39.788	41.039	43.040	244.3	19:08.092
8	1	6:00.766	4:32.797	43.274	44.695	165.5	21:31.114	8	1	2:12.394B	40.590	41.654	50.150	222.8	21:20.486
9	1	2:07.873	39.874	42.540	45.459	232.3	23:38.987								
10 CIPIERRE 1. Fausto FLAVI Seat Leon Cup Racer T CUP RACER							18 TEN JOB 1. Nicola GONNELLA CUPRA TCR DSG TCR DSG								
1	1	3:18.320	1:31.550	51.527	55.243	121.7	3:18.320	1	1	2:59.296	1:19.773	50.980	48.543	141.6	2:59.296
2	1	2:57.713	43.281	1:07.768	1:06.664	174.5	6:16.033	2	1	2:25.454	41.218	43.795	1:00.441	190.1	5:24.750
3	1	2:10.423	41.396	44.148	44.879	192.1	8:26.456	3	1	2:07.330	40.225	43.220	43.885	213.6	7:32.080
4	1	2:08.861	40.202	43.414	45.245	224.6	10:35.317	4	1	2:05.776	39.413	42.857	43.506	234.3	9:37.856
5	1	2:08.800	40.299	43.238	45.263	205.9	12:44.117	5	1	2:05.519	39.896	42.565	43.058	229.4	11:43.375
6	1	2:08.509	40.437	43.235	44.837	202.8	14:52.626	6	1	2:13.935B	39.596	42.405	51.934	230.8	13:57.310
7	1	2:08.609	39.960	43.417	45.232	197.3	17:01.235	7	1	4:14.572	2:48.286	42.859	43.427	167.8	18:11.882
8	1	2:27.478	45.106	52.149	50.223	173.4	19:28.713	8	1	2:06.199	39.715	42.881	43.603	238.9	20:18.081
9	1	2:33.038B	43.789	48.205	1:01.044	192.4	22:01.751								
20 ITALIA CORSE 1. Alessandro BERTON CUPRA TCR DSG TCR DSG							20 ITALIA CORSE 1. Alessandro BERTON CUPRA TCR DSG TCR DSG								
1	1	2:44.831	1:08.451	48.812	47.568	116.7	2:44.831	1	1	2:44.831	1:08.451	48.812	47.568	116.7	2:44.831
2	1	2:38.849B	41.672	44.142	1:13.035	190.1	5:23.680	2	1	2:38.849B	41.672	44.142	1:13.035	190.1	5:23.680
3	1	2:59.582	1:32.582	43.144	43.856	180.3	8:23.262	3	1	2:59.582	1:32.582	43.144	43.856	180.3	8:23.262
4	1	2:06.693	40.016	42.526	44.151	230.8	10:29.955	4	1	2:06.693	40.016	42.526	44.151	230.8	10:29.955
5	1	2:07.096	39.966	43.022	44.108	221.9	12:37.051	5	1	2:07.096	39.966	43.022	44.108	221.9	12:37.051
6	1	2:06.105	39.978	42.997	43.130	223.2	14:43.156	6	1	2:06.105	39.978	42.997	43.130	223.2	14:43.156
7	1	2:09.910	39.778	46.175	43.957	238.4	16:53.066	7	1	2:09.910	39.778	46.175	43.957	238.4	16:53.066



COPPA ITALIA TURISMO

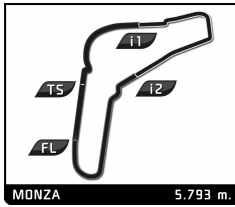
Peroni Racing Weekend Monza 1-2-3 Ottobre 2021

Free Practice 2

Sector Analysis

— Invalidated Lap ■ Personal Best ■ Session Best ■ Crossing the pit lane

Lap	D	Time	Sector 1	Sector 2	Sector 3	T.Spd	Elapsed	Lap	D	Time	Sector 1	Sector 2	Sector 3	T.Spd	Elapsed
22 EPM Motorsport Mini RSP 1.6 1.Marco VALENTI acing Start Plus															
8	1	2:10.793	39.894	43.067	47.832	232.8	19:03.859	11	1	2:20.644	38.537	40.995	1:01.112	231.3	24:54.278
9	1	2:07.277	40.121	42.717	44.439	221.9	21:11.136	36 TEN JOB CUPRA TCR DSG 1.Gianluca RAVARA TCR DSG							
10	1	2:06.441	40.094	42.877	43.470	236.9	23:17.577	1	1	3:04.409	1:22.315	52.873	49.221	116.2	3:04.409
1 1 3:24.869 1:35.641 56.570 52.658 118.9 3:24.869															
2 1 2:44.541 45.653 1:03.937 54.951 194.1 6:09.410															
3 1 2:13.363 41.657 45.213 46.493 231.8 8:22.773															
4 1 2:22.014 B 42.051 45.247 54.716 223.2 10:44.787															
5 1 3:56.868 2:23.798 46.452 46.618 116.7 14:41.655															
6 1 2:15.565 43.038 45.455 47.072 210.3 16:57.220															
7 1 2:14.286 42.679 44.715 46.892 229.9 19:11.506															
8 1 2:17.565 43.792 46.630 47.143 185.8 21:29.071															
9 1 3:08.997 B 42.772 1:20.680 1:05.545 210.7 24:38.068															
24 LEMA RACING CUPRA TCR SQ 1.Pedrag SAINOVIC TCR															
1	1	3:20.323	1:34.358	55.434	50.531	110.7	3:20.323	1	1	3:36.724	1:53.057	52.975	50.692	126.3	3:36.724
2	1	2:39.316	41.516	1:06.296	51.504	183.0	5:59.639	2	1	2:30.983	41.241	59.255	50.487	191.1	6:07.707
3	1	2:26.089 B	43.669	46.342	56.078	239.5	8:25.728	3	1	2:08.543	40.642	43.514	44.387	216.1	8:16.250
4	1	3:53.322	2:14.760	51.727	46.835	151.0	12:19.050	4	1	2:10.915	41.576	44.912	44.427	199.9	10:27.165
5	1	2:08.462	39.309	44.607	44.546	215.3	14:27.512	5	1	2:07.587	40.778	43.055	43.754	208.3	12:34.752
6	1	2:16.781	38.996	49.975	47.810	229.4	16:44.293	6	1	2:33.315 B	40.482	46.786	1:06.047	208.7	15:08.067
7	1	2:06.895	39.095	43.535	44.265	227.9	18:51.188	7	1	6:08.183 B	3:37.921	49.667	1:40.595	169.9	21:16.250
8	1	2:09.538	42.487	43.055	43.996	244.9	21:00.726	55 DC RACING CUPRA TCR DSG 1.Alfredo DI COSMO TCR DSG							
9	1	2:06.821	39.057	42.395	45.369	221.4	23:07.547	1	1	2:54.082	1:14.514	50.006	49.562	118.6	2:54.082
27 AGGRESSIVE TEAM ITALIA HYUNDAI I30 TCR SQ 1.Giuseppe DE VIRGILIO TCR															
1	1	3:15.454	1:36.481	53.061	45.912	110.9	3:15.454	2	1	3:37.460	41.276	2:06.717	49.467	228.4	6:31.542
2	1	2:41.743	40.465	1:08.441	52.837	199.9	5:57.197	3	1	2:11.784	41.188	44.932	45.664	187.4	8:43.326
3	1	2:05.946	39.873	42.890	43.183	225.1	8:03.143	4	1	2:55.182 B	40.872	1:17.905	56.405	215.7	11:38.508
4	1	2:05.005	39.211	42.867	42.927	235.8	10:08.148	5	1	4:53.907	3:22.610	45.735	45.562	175.1	16:32.415
5	1	2:04.366	39.199	42.403	42.764	236.9	12:12.514	6	1	2:09.419	40.307	43.949	45.163	216.1	18:41.834
6	1	2:15.171 B	39.547	42.667	52.957	233.3	14:27.685	7	1	2:11.375	40.562	43.875	46.938	221.0	20:53.209
7	1	3:48.985	2:23.884	42.525	42.576	151.6	18:16.670	8	1	2:12.470	40.603	45.082	46.785	217.0	23:05.679
8	1	2:06.257	39.733	41.880	44.644	204.7	20:22.927	67 TEN JOB Seat Leon Cup Racer 1.Alessandro REVELLO IT CUP RACER							
9	1	2:07.058	39.488	42.667	44.903	241.1	22:29.985	1	1	3:02.524	1:19.557	52.696	50.271	86.8	3:02.524
10	1	2:23.547 B	38.960	41.808	1:02.779	245.4	24:53.532	2	1	2:34.069	42.849	46.819	1:04.401	190.1	5:36.593
33 LEMA RACING CUPRA TCR SQ 1.Giacomo GHERMANDI TCR															
1	1	3:33.160	1:54.898	50.428	47.834	137.8	3:33.160	3	1	2:18.562	43.956	47.216	47.390	175.1	7:55.155
2	1	2:33.733	41.854	1:00.219	51.660	207.5	6:06.893	4	1	2:14.988	41.475	46.243	47.270	207.5	10:10.143
3	1	2:03.527	38.774	42.505	42.248	235.3	8:10.420	5	1	2:14.698	41.809	46.378	46.511	207.9	12:24.841
4	1	2:03.698	38.564	43.166	41.968	230.3	10:14.118	6	1	2:13.508	41.400	45.696	46.412	201.0	14:38.349
5	1	2:02.989	38.514	41.988	42.487	230.3	12:17.107	7	1	2:11.612	40.958	44.674	45.980	204.7	16:49.961
6	1	2:04.300	38.415	43.963	41.922	226.0	14:21.407	8	1	2:22.178	43.953	49.396	48.829	219.6	19:12.139
7	1	2:03.306	38.631	42.246	42.429	225.6	16:24.713	9	1	2:14.671	40.834	45.568	48.269	196.2	21:26.810
8	1	2:06.019	38.491	42.344	45.184	234.3	18:30.732	10	1	2:41.081	57.236	49.856	53.989	164.2	24:07.891
9	1	2:01.147	38.612	40.918	41.617	225.1	20:31.879	69 Calcagni Motorsport VW Golf GTI TCR DSG 1.Nicola FRANZOSO TCR DSG 2.Walter PUGLIESE							
10	1	2:01.755	38.329	41.398	42.028	236.9	22:33.634	1	1	3:00.307	1:20.915	50.643	48.749	126.6	3:00.307



COPPA ITALIA TURISMO

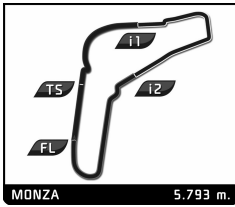
Peroni Racing Weekend Monza 1-2-3 Ottobre 2021

Free Practice 2

Sector Analysis

— Invalidated Lap ■ Personal Best ■ Session Best B Crossing the pit lane

Lap	D	Time	Sector 1	Sector 2	Sector 3	T.Spd	Elapsed	Lap	D	Time	Sector 1	Sector 2	Sector 3	T.Spd	Elapsed	
75 Elite Motorsport 1.Gian Luca VALENTINI Renault Clio Rs 2.0 racing Start Plus																
1	1	4:01.600	2:01.242	1:01.283	59.075	125.3	4:01.600	1	1	3:06.642	1:07.174	57.362	1:02.106	102.8	3:06.642	
2	1	2:53.734	B	54.126	57.325	1:02.283	165.2	2	1	3:56.925	2:24.884	48.923	43.118	62.4	7:03.567	
3	1	4:01.660	2:19.294	51.797	50.569	154.9	10:56.994	3	1	2:01.944	38.781	41.172	41.991	245.4	9:05.511	
4	1	2:27.539	47.002	49.855	50.682	178.8	13:24.533	4	1	2:02.624	39.720	41.626	41.278	237.9	11:08.135	
5	1	2:24.945	46.479	49.097	49.369	186.8	15:49.478	5	1	2:00.837	38.385	41.257	41.195	248.2	13:08.972	
6	1	2:26.454	46.356	48.028	52.070	186.8	18:15.932	6	1	2:12.507	B	38.434	43.608	50.465	248.2	15:21.479
7	1	2:35.419	B	46.072	48.424	1:00.923	190.1	20:51.351	7	1	4:16.466	2:47.016	46.232	43.218	136.4	19:37.945
8	1	4:21.077	B	2:24.172	50.468	1:06.437	104.9	25:12.428	8	1	2:00.156	38.144	41.308	40.704	247.1	21:38.101
9	1	2:15.388	42.553	45.388	47.447	189.1	22:47.495	9	1	1:59.165	38.171	40.430	40.564	249.4	23:37.266	
79 Team ZeroVenti 1.Rino DE LUCA Honda Civic Type R 24h Special 2.0																
1	1	3:59.227	1:52.272	1:05.245	1:01.710	98.7	3:59.227	1	1	3:01.577	B	1:12.728	51.195	57.654	113.4	3:01.577
2	1	2:39.776	53.696	55.420	50.660	184.6	6:39.003	2	1	4:49.383	3:19.623	45.398	44.362	86.4	7:50.960	
3	1	2:20.127	43.766	47.388	48.973	189.1	8:59.130	3	1	2:24.333	B	39.247	48.805	56.281	234.3	10:15.293
4	1	2:20.710	43.808	47.713	49.189	194.5	11:19.840	4	1	4:11.386	2:39.456	47.478	44.452	89.6	14:26.679	
5	1	2:20.116	42.901	46.821	50.394	187.4	13:39.956	5	1	2:15.146	B	39.232	41.826	54.088	232.8	16:41.825
6	1	2:17.354	42.530	46.730	48.094	206.3	15:57.310	6	1	3:35.553	2:07.683	44.641	43.229	179.4	20:17.378	
7	1	2:17.252	42.773	46.421	48.058	194.8	18:14.562	7	1	2:03.203	39.117	41.878	42.208	237.9	22:20.581	
8	1	2:17.545	43.211	46.191	48.143	200.6	20:32.107	8	1	2:23.207	B	38.843	42.005	1:02.359	238.9	24:43.788
9	1	2:15.388	42.553	45.388	47.447	189.1	22:47.495									
80 Team ZeroVenti 1.Camillo PICCIN Honda Integra 24h Special 2.0																
1	1	4:00.731	1:53.716	1:04.733	1:02.282	105.5	4:00.731	1	1	2:36.549	1:03.305	47.305	45.939	114.6	2:36.549	
2	1	2:40.363	52.601	56.824	50.938	181.2	6:41.094	2	1	2:09.983	40.146	44.293	45.544	217.4	4:46.532	
3	1	2:22.557	45.070	48.453	49.034	191.1	9:03.651	3	1	2:43.992	1:13.926	46.089	43.977	93.7	7:30.524	
4	1	2:23.066	45.247	48.863	48.956	212.8	11:26.717	4	1	2:05.823	39.287	43.110	43.246	227.9	9:36.347	
5	1	2:20.190	43.863	47.995	48.332	217.4	13:46.907	5	1	2:04.275	39.123	42.389	42.763	241.1	11:40.622	
6	1	2:20.547	43.883	47.797	48.867	214.4	16:07.454	6	1	2:22.169	44.723	50.732	46.714	248.2	14:02.791	
7	1	2:19.941	44.252	47.934	47.755	198.4	18:27.395	7	1	2:05.166	39.712	42.470	42.984	218.3	16:07.957	
8	1	2:19.332	43.982	46.155	49.195	197.0	20:46.727	8	1	2:05.020	38.647	42.465	43.908	235.8	18:12.977	
9	1	2:18.544	43.552	46.859	48.133	205.5	23:05.271	9	1	2:07.118	38.726	43.919	44.473	238.4	20:20.095	
81 ITALIA CORSE 1.Claudio DE GIORGIS BMW E36 gruppo N > 3000																
1	1	2:48.255	1:09.751	48.961	49.543	122.2	2:48.255	10	1	2:07.973	39.430	43.060	45.483	226.0	22:28.068	
2	1	2:28.248	43.728	46.627	57.893	188.1	5:16.503	11	1	2:23.424	B	38.738	42.162	1:02.524	232.3	24:51.492
3	1	2:17.762	44.394	45.896	47.472	184.6	7:34.265									
4	1	2:17.360	43.037	46.637	47.686	199.1	9:51.625									
5	1	2:16.657	42.795	46.306	47.556	191.1	12:08.282									
6	1	2:32.142	B	43.619	49.263	59.260	195.9									
82 MM Motorsport 1.Carlo TAMBURINI Honda Civic FK7 TCR																
1	1	4:15.888	2:41.234	46.650	48.004	162.8	18:56.312									
2	1	2:16.438	42.879	46.306	47.253	212.8	21:12.750									
3	1	2:18.376	42.978	46.788	48.610	212.8	23:31.126									
4	1	3:06.642	B	1:07.174	57.362	1:02.106	102.8									
5	1	3:56.925	2:24.884	48.923	43.118	62.4	7:03.567									
6	1	2:01.944	38.781	41.172	41.991	245.4	9:05.511									
7	1	2:02.624	39.720	41.626	41.278	237.9	11:08.135									
8	1	2:00.837	38.385	41.257	41.195	248.2	13:08.972									
9	1	2:12.507	B	38.434	43.608	50.465	248.2									
10	1	4:16.466	2:47.016	46.232	43.218	136.4	19:37.945									
11	1	2:00.156	38.144	41.308	40.704	247.1	21:38.101									
12	1	1:59.165	38.171	40.430	40.564	249.4	23:37.266									
84 Jocher Racing 1.Matthias JOCHER Mini RS Challenge Plus Turbo Cup																
1	1	3:24.929	1:40.528	55.934	48.467	109.0	3:24.929									
2	1	2:41.830	41.275	1:04.434	56.121	211.5	6:06.759									
3	1	2:11.495	41.796	45.125	44.574	211.5	8:18.254									
4	1	2:09.531	40.936	44.185	44.410	220.5	10:27.785									
5	1	2:10.224	41.037	43.896	45.291	216.1	12:38.009									
6	1	2:09.292	40.945	43.593	44.754	223.2	14:47.301									
7	1	2:08.923	41.002	43.815	44.106	222.3	16:56.224									
8	1	2:09.703	40.817	44.292	44.594	224.6	19:05.927									
9	1	2:09.472	40.914	44.122	44.436	221.0	21:15.399									
10	1	2:27.180	B	40.847	44.681	1:01.652	226.5	23:42.579								
92 RC MOTORSPORT 1.Carlotta FEDELI Audi RS3 LMS DSG TCR DSG																
1	1	3:01.577	B	1:12.728	51.195	57.654	113.4	3:01.577								
2	1	4:49.383	3:19.623	45.398	44.362	86.4	7:50.960									
3	1	2:24.333	B	39.247	48.805	56.281	234.3	10:15.293								
4	1	4:11.386	2:39.456	47.478	44.452	89.6	14:26.679									
5	1	2:15.146	B	39.232	41.826	54.088	232.8	16:41.825								
6	1	3:35.553	2:07.683	44.641	43.229	179.4	20:17.378									
7	1	2:03.203	39.117	41.878	42.208	237.9	22:20.581									
8	1	2:23.207	B	38.843	42.005	1:02.359	238.9	24:43.788								
99 BF Motorsport 1.Giuseppe CARTIA Audi RS3 LMS TCR SQ TCR																
1	1	2:36.549	1:03.305	47.305	45.939	114.6	2:36.549									
2	1	2:09.983	40.146	44.293	45.544	217.4	4:46.532									
3	1	2:43.992	1:13.926	46.089	43.977	93.7	7:30.524									
4	1	2:05.823	39.287	43.110	43.246	227.9	9:36.347									
5	1	2:04.275	39.123	42.389	42.763	241.1	11:40.622									
6	1	2:22.169	44.723	50.732	46.714	248.2	14:02.791									
7	1	2:05.166	39.712	42.470	42.984	218.3	16:07.957									
8	1	2:05.020	38.647	42.465	43.908	235.8	18:12.977									
9	1	2:07.118	38.726	43.919	44.473	238.4	20:20.095									
10	1	2:07.973	39.430	43.060	45.483	226.0	22:28.068									
11	1	2:23.424	B	38.738	42.162	1:02.524	232.3	24:51.492								



COPPA ITALIA TURISMO

Peroni Racing Weekend Monza 1-2-3 Ottobre 2021

Free Practice 2

Sector Analysis

— Invalidated Lap ■ Personal Best ■ Session Best **B** Crossing the pit lane

Lap	D	Time	Sector 1	Sector 2	Sector 3	T.Spd	Elapsed	Lap	D	Time	Sector 1	Sector 2	Sector 3	T.Spd	Elapsed
111		Elite Motosport		1.Virgilio GOSIO		VW Golf GTI TCR DSG TCR DSG									
1	1	3:29.560	1:44.303	55.909	49.348	114.3	3:29.560								
2	1	2:37.182	40.957	1:02.848	53.377	221.0	6:06.742								
3	1	2:09.912	40.712	43.848	45.352	214.4	8:16.654								
4	1	2:10.044	40.800	44.251	44.993	214.9	10:26.698								
5	1	2:07.831	40.473	43.441	43.917	207.5	12:34.529								
6	1	2:07.970	40.121	43.901	43.948	232.3	14:42.499								
7	1	2:09.511	40.237	44.396	44.878	235.3	16:52.010								
8	1	2:07.431	40.443	43.219	43.769	224.2	18:59.441								
9	1	2:30.146 B	51.370	44.808	53.968	243.2	21:29.587								
993		S.C. Angelo Caffi		1.Mattia ZILETTI		Alfa Romeo 147 Cup acing Start Plus									
1	1	4:16.894	2:11.236	1:02.879	1:02.779	111.2	4:16.894								
2	1	3:10.868	1:05.359	1:02.845	1:02.664	107.1	7:27.762								
3	1	3:19.610	58.984	1:15.697	1:04.929	121.9	10:47.372								
4	1	3:05.797	56.561	1:02.868	1:06.368	155.8	13:53.169								
5	1	2:58.865	56.357	1:01.103	1:01.405	156.7	16:52.034								
6	1	2:57.153	57.399	59.783	59.971	135.7	19:49.187								
7	1	2:58.750	56.277	59.943	1:02.530	156.2	22:47.937								