

# COPPA ITALIA TURISMO


## Peroni Racing Weekend Monza 1-2-3 Ottobre 2021

### Race 1

## Sector Analysis

— Invalidated Lap    ■ Personal Best    ■ Session Best    B Crossing the pit lane

Lap	D	Time	Sector 1	Sector 2	Sector 3	T.Spd	Elapsed	Lap	D	Time	Sector 1	Sector 2	Sector 3	T.Spd	Elapsed
<b>3</b>	<b>NEXT MOTORSPORT</b> 1. Adriano VISDOMINI HYUNDAI i30 TCR SQ TCR							9	1	2:08.605	42.223	42.794	43.588	186.5	21:21.221
	10	1	<b>2:04.540</b>	40.027	<b>41.632</b>	42.881	216.6	23:25.761							
	11	1	2:05.542	<b>39.605</b>	42.365	43.572	214.4	25:31.303							
	1	1	2:17.529	46.685	46.417	44.427		2:17.529							
	2	1	2:09.220	41.461	43.794	43.965	190.1	4:26.749							
	3	1	2:08.016	39.898	43.888	44.230	214.9	6:34.765							
	4	1	2:07.052	39.718	43.783	43.551	220.5	8:41.817							
	5	1	2:08.239	40.972	44.076	43.191	237.4	10:50.056							
	6	1	2:25.944	40.861	51.592	53.491	239.5	13:16.000							
	7	1	3:13.621	58.442	1:06.748	1:08.431	161.8	16:29.621							
	8	1	2:42.780	53.499	53.257	56.024	151.0	19:12.401							
	9	1	2:07.652	41.429	43.109	<b>43.114</b>	190.7	21:20.053							
10	1	<b>2:05.128</b>	<b>39.569</b>	<b>42.333</b>	43.226	225.6	23:25.181								
11	1	2:05.789	39.633	42.634	43.522	237.9	25:30.970								
<b>4</b>	<b>ONE MANAGEMENT</b> 1. Giulio VALENTINI Seat Leon Cup Racer T CUP RACER							10	<b>CIPIERRE</b> 1. Fausto FLAVI Seat Leon Cup Racer T CUP RACER						
	1	1	2:23.983	49.867	48.228	45.888		2:23.983							
	2	1	2:15.365	40.915	46.490	47.960	199.9	4:39.348							
	3	1	<b>2:09.017</b>	<b>39.793</b>	44.312	44.912	223.2	6:48.365							
	4	1	2:09.123	39.865	44.467	44.791	223.7	8:57.488							
	5	1	2:14.946	44.486	44.829	45.631	221.4	11:12.434							
	6	1	2:22.920	43.522	47.830	51.568	191.7	13:35.354							
	7	1	2:59.743	46.547	1:05.706	1:07.490	159.2	16:35.097							
	8	1	2:39.347	54.507	52.398	52.442	139.6	19:14.444							
	9	1	2:11.598	43.222	44.033	<b>44.343</b>	171.2	21:26.042							
	10	1	2:11.362	40.486	<b>43.463</b>	47.413	213.2	23:37.404							
	11	1	2:09.022	40.089	43.811	45.122	221.4	25:46.426							
<b>5</b>	<b>BF MOTORSPORT</b> 1. Alberto RODIO Audi RS3 LMS DSG TCR DSG							13	<b>ITALIA CORSE</b> 1. Federico SCIONTI Bmw M2 Cup M2 CUP						
	1	1	2:24.201	49.891	48.509	45.801		2:24.201							
	2	1	2:11.280	40.952	45.748	44.580	189.7	4:35.481							
	3	1	2:09.879	39.934	45.707	44.238	220.1	6:45.360							
	4	1	2:10.835	39.978	45.329	45.528	219.6	8:56.195							
	5	1	2:10.852	42.376	44.116	44.360	221.4	11:07.047							
	6	1	2:15.538	41.963	44.207	49.368	208.7	13:22.585							
	7	1	3:11.717	56.063	1:07.345	1:08.309	153.8	16:34.302							
	8	1	2:39.735	54.315	52.433	52.987	147.5	19:14.037							
	9	1	2:09.958	42.352	43.610	<b>43.996</b>	180.9	21:23.995							
	10	1	2:08.079	40.110	<b>42.932</b>	45.037	208.3	23:32.074							
	11	1	<b>2:07.310</b>	<b>39.775</b>	43.202	44.333	214.4	25:39.384							
<b>6</b>	<b>TECNODOM SPORT</b> 1. Steven GIACON Audi LMS TCR DSG TCR DSG							14	<b>AGGRESSIVE TEAM ITALIA</b> 1. Mauro Luciano GUASTAM. HYUNDAI i30 TCR SQ TCR						
	1	1	2:22.524	50.035	48.073	44.416		2:22.524							
	2	1	2:07.429	39.875	43.392	44.162	214.4	4:29.953							
	3	1	2:06.940	39.754	42.804	44.382	227.9	6:36.893							
	4	1	2:06.987	39.830	43.296	43.861	197.3	8:43.880							
	5	1	2:07.014	42.044	42.763	<b>42.207</b>	212.8	10:50.894							
	6	1	2:25.702	40.804	51.635	53.263	225.6	13:16.596							
	7	1	3:13.839	58.530	1:06.913	1:08.396	147.7	16:30.435							
	8	1	2:42.181	53.134	53.567	55.480	149.1	19:12.616							
	1	1	2:17.302	46.111	46.207	44.984		2:17.302							
	2	1	2:06.382	40.751	42.704	42.927	197.0	4:23.684							
	3	1	<b>2:04.976</b>	<b>39.431</b>	<b>42.678</b>	<b>42.867</b>	217.4	6:28.660							
4	1	2:05.806	39.461	43.047	43.298	215.7	8:34.466								
5	1	2:11.720	42.922	44.116	44.682	200.2	10:46.186								
6	1	2:25.418	42.198	50.759	52.461	200.2	13:11.604								
7	1	3:17.252	1:01.963	1:06.588	1:08.701	139.6	16:28.856								
8	1	2:43.417	51.966	54.860	56.591	131.1	19:12.273								
9	1	2:09.023	41.871	43.260	43.892	187.4	21:21.296								
10	1	2:07.590	40.387	43.087	44.116	199.1	23:28.886								
11	1	2:07.746	40.114	43.061	44.571	215.3	25:36.632								
<b>16</b>	<b>NEXT MOTORSPORT</b> 1. Marco BUTTI HYUNDAI i30 TCR SQ TCR							1	1	2:13.817	44.757	45.509	43.551		2:13.817
	2	1	2:07.377	41.108	43.216	43.053	211.1	4:21.194							
	3	1	2:04.888	39.814	42.399	42.675	232.8	6:26.082							
	4	1	<b>2:04.244</b>	<b>39.438</b>	42.177	42.629	234.3	8:30.326							
	5	1	2:05.071	40.315	42.312	<b>42.444</b>	233.8	10:35.397							



# COPPA ITALIA TURISMO

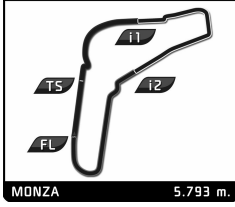
## Peroni Racing Weekend Monza 1-2-3 Ottobre 2021

### Race 1

## Sector Analysis

— Invalidated Lap    ■ Personal Best    ■ Session Best    B Crossing the pit lane

Lap	D	Time	Sector 1	Sector 2	Sector 3	T.Spd	Elapsed	Lap	D	Time	Sector 1	Sector 2	Sector 3	T.Spd	Elapsed
<b>18</b> TEN JOB CUPRA TCR DSG 1.Nicola GONNELLA TCR DSG															
1	1	2:40.760	47.184	1:04.345	49.231		2:40.760								
2	1	2:11.492	40.634	45.642	45.216	200.2	4:52.252								
3	1	2:11.068	41.090	44.999	44.979	190.4	7:03.320								
4	1	2:13.232	40.796	47.704	44.732	198.0	9:16.552								
5	1	2:11.841	42.885	44.377	<b>44.579</b>	220.1	11:28.393								
6	1	2:29.241	49.114	51.746	48.381	204.0	13:57.634								
7	1	2:42.761	47.918	49.419	1:05.424	137.3	16:40.395								
8	1	2:38.216	56.110	51.576	50.530	137.8	19:18.611								
9	1	2:13.606	43.824	44.712	45.070	177.1	21:32.217								
10	1	2:11.775	40.718	45.429	45.628	199.5	23:43.992								
11	1	<b>2:08.536</b>	<b>40.237</b>	<b>43.490</b>	44.809	217.4	25:52.528								
<b>20</b> ITALIA CORSE CUPRA TCR DSG 1.Alessandro BERTON TCR DSG															
1	1	2:20.004	47.731	47.567	44.706		2:20.004								
2	1	<b>2:09.693</b>	<b>40.558</b>	44.516	44.619	221.0	4:29.697								
3	1	2:09.743	41.312	<b>43.804</b>	44.627	207.9	6:39.440								
4	1	2:11.044	41.181	45.310	44.553	219.2	8:50.484								
5	1	2:12.537	42.686	45.429	<b>44.422</b>	225.6	11:03.021								
6	1	2:18.947	43.372	46.021	49.554	225.1	13:21.968								
7	1	3:11.032	55.752	1:07.712	1:07.568	164.0	16:33.000								
8	1	2:40.952	55.053	52.136	53.763	155.3	19:13.952								
9	1	2:53.407 B	46.407	1:02.120	1:04.880	162.0	22:07.359								
<b>21</b> AC RACING MINI CHALLENGE PRO 1.Alberto CIOFFI ALLENGE PRO															
1	1	2:32.711	53.081	50.637	48.993		2:32.711								
2	1	2:18.354	42.501	47.204	48.649	196.6	4:51.065								
3	1	2:19.387	43.703	47.173	48.511	186.8	7:10.452								
4	1	2:18.753	42.620	47.549	48.584	211.5	9:29.205								
5	1	2:20.709	44.167	47.733	48.809	207.1	11:49.914								
6	1	2:25.972	45.097	50.037	50.838	176.8	14:15.886								
7	1	2:27.777	45.490	49.128	53.159	175.1	16:43.663								
8	1	2:37.958	56.471	50.391	51.096	127.5	19:21.621								
9	1	2:20.429	43.812	48.658	<b>47.959</b>	178.5	21:42.050								
10	1	<b>2:18.146</b>	<b>42.378</b>	<b>46.741</b>	49.027	209.1	24:00.196								
11	1	2:23.020	43.731	48.409	50.880	193.5	26:23.216								
<b>22</b> EPM Motorsport Mini RSP 1.6 1.Marco VALENTI acing Start Plus															
1	1	2:41.133	57.113	53.795	50.225		2:41.133								
2	1	<b>2:19.606</b>	<b>43.084</b>	<b>47.761</b>	<b>48.761</b>	207.5	5:00.739								
3	1	2:25.897	43.613	<b>47.532</b>	54.752	205.5	7:26.636								
<b>24</b> LEMA RACING CUPRA TCR SQ 1.Pedrag SAINOVIC TCR															
1	1	2:16.792	46.708	45.343	44.741		2:16.792								
2	1	<b>2:05.030</b>	<b>39.107</b>	43.069	42.854	232.8	4:21.822								
3	1	2:05.804	39.378	43.901	<b>42.525</b>	229.9	6:27.626								
4	1	2:06.886	40.967	42.933	42.986	241.6	8:34.512								
5	1	2:09.552	41.627	44.154	43.771	219.6	10:44.064								
6	1	2:26.832	43.006	51.717	52.109	215.3	13:10.896								
7	1	3:17.394	1:01.734	1:06.041	1:09.619	147.1	16:28.290								
8	1	2:43.601	52.194	54.822	56.585	132.9	19:11.891								
9	1	2:07.220	40.525	43.617	43.078	192.1	21:19.111								
10	1	2:05.485	39.142	43.122	43.221	224.2	23:24.596								
11	1	2:05.833	39.453	<b>42.629</b>	43.751	221.9	25:30.429								
<b>27</b> AGGRESSIVE TEAM ITALIA HYUNDAI i30 TCR SQ 1.Giuseppe DE VIRGILIO TCR															
1	1	2:20.410	48.509	47.147	44.754		2:20.410								
2	1	2:09.500	40.424	44.589	44.487	208.7	4:29.910								
3	1	2:08.674	40.268	44.130	44.276	214.9	6:38.584								
4	1	2:07.524	40.014	43.509	44.001	211.5	8:46.108								
5	1	2:09.390	41.442	44.127	43.821	221.9	10:55.498								
6	1	2:21.947	41.644	48.793	51.510	214.0	13:17.445								
7	1	3:13.894	58.424	1:06.990	1:08.480	148.9	16:31.339								
8	1	2:41.544	52.920	53.764	54.860	154.7	19:12.883								
9	1	2:09.771	42.321	43.826	<b>43.624</b>	179.7	21:22.654								
10	1	2:08.302	40.049	<b>43.032</b>	45.221	207.5	23:30.956								
11	1	<b>2:07.074</b>	<b>39.859</b>	43.172	44.043	224.6	25:38.030								
<b>33</b> LEMA RACING CUPRA TCR SQ 1.Giacomo GHERMANDI TCR															
1	1	2:14.171	44.540	45.824	43.807		2:14.171								
2	1	2:05.516	39.505	43.226	42.785	213.2	4:19.687								
3	1	<b>2:03.695</b>	39.895	<b>41.830</b>	<b>41.970</b>	226.0	6:23.382								
<b>36</b> TEN JOB SEAT LEON CUP RACER 1.Gianluca RAVARA IT CUP RACER															
1	1	2:29.509	52.116	49.688	47.705		2:29.509								
2	1	2:14.859	42.502	46.684	45.673	187.4	4:44.368								
3	1	<b>2:11.745</b>	40.952	45.367	45.426	195.9	6:56.113								
4	1	2:16.089	43.201	47.442	45.446	194.1	9:12.202								
5	1	2:13.347	42.993	45.348	<b>45.006</b>	210.3	11:25.549								
6	1	2:18.999	41.967	49.199	47.833	209.1	13:44.548								
7	1	2:53.062	44.575	1:00.576	1:07.911	181.2	16:37.610								
8	1	2:38.469	56.025	51.640	50.804	135.7	19:16.079								
9	1	2:15.755	44.674	45.672	45.409	166.7	21:31.834								
10	1	2:11.880	<b>40.886</b>	<b>45.155</b>	45.839	221.0	23:43.714								
11	1	2:23.152	41.484	54.132	47.536	222.8	26:06.866								
<b>37</b> Butti Motorsport Mitjet 2.0. T 1.Alberto DE AMBROGGI MITJET T.															
1	1	2:24.535	50.877	47.725	<b>45.933</b>		2:24.535								



# COPPA ITALIA TURISMO

## Peroni Racing Weekend Monza 1-2-3 Ottobre 2021

### Race 1

### Sector Analysis

— Invalidated Lap    ■ Personal Best    ■ Session Best    B Crossing the pit lane

Lap	D	Time	Sector 1	Sector 2	Sector 3	T.Spd	Elapsed	Lap	D	Time	Sector 1	Sector 2	Sector 3	T.Spd	Elapsed
2	1	2:14.246	42.052	45.780	46.414	197.7	4:38.781	1	1	2:47.076	58.359	55.478	53.239		2:47.076
3	1	2:15.143	42.164	46.299	46.680	199.1	6:53.924	2	1	2:30.413	46.012	51.226	53.175	171.2	5:17.489
4	1	2:43.912	47.518	50.449	1:05.945	176.5	9:37.836	3	1	2:28.166	45.826	51.043	51.297	180.3	7:45.655
5	1	4:36.292	2:55.369	50.525	50.398	145.5	14:14.128	4	1	2:30.942	47.970	52.371	50.601	190.1	10:16.597
6	1	2:28.825	45.594	47.955	55.276	164.7	16:42.953	5	1	2:41.553	49.697	50.086	1:01.770	187.8	12:58.150
7	1	2:38.001	56.259	50.322	51.420	130.4	19:20.954	6	1	3:23.158	1:09.914	1:05.948	1:07.296	122.0	16:21.308
8	1	2:25.176	44.568	51.993	48.615	170.1	21:46.130	7	1	2:48.536	56.272	52.938	59.326	123.0	19:09.844
9	1	2:20.703	44.076	47.867	48.760	181.2	24:06.833	8	1	2:39.482	52.646	54.431	52.405	145.0	21:49.326
10	1	2:18.964	46.167	46.358	46.439	174.2	26:25.797	9	1	2:26.201	46.757	49.415	50.029	182.7	24:15.527
								10	1	2:26.717	46.661	49.472	50.584	184.9	26:42.244

<b>55</b>	<b>DC RACING</b>		CUPRA TCR DSG				
	1.Alfredo DI COSMO		TCR DSG				
	1	1	2:28.992	53.199	48.808	46.985	2:28.992
	2	1	2:14.911	41.606	47.246	46.059	4:43.903
	3	1	2:11.456	40.717	45.376	45.363	6:55.359
	4	1	2:16.233	42.675	47.525	46.033	9:11.592
	5	1	2:13.136	42.489	45.454	45.193	11:24.728
	6	1	2:14.868	41.597	46.346	46.925	13:39.596
	7	1	2:57.184	43.504	1:05.639	1:08.041	16:36.780
	8	1	2:38.254	53.982	53.160	51.112	19:15.034
	9	1	2:12.787	44.909	43.635	44.243	21:27.821
	10	1	2:10.163	40.533	43.628	46.002	23:37.984
11	1	2:11.345	41.238	44.514	45.593	25:49.329	

<b>67</b>	<b>TEN JOB</b>		Seat Leon Cup Racer				
	1.Alessandro REVELLO		IT CUP RACER				
	1	1	2:44.887	56.043	54.632	54.212	2:44.887
	2	1	2:29.444	45.505	51.999	51.940	5:14.331
	3	1	2:26.859	45.065	50.335	51.459	7:41.190
	4	1	2:29.720	46.455	52.162	51.103	10:10.910
	5	1	2:43.467	46.996	51.184	1:05.287	12:54.377
	6	1	2:41.318	58.893	50.526	51.899	15:35.695
	7	1	2:32.820	47.886	52.369	52.565	18:08.515
	8	1	2:28.805	46.441	50.784	51.580	20:37.320
	9	1	2:25.777	45.657	49.630	50.490	23:03.097
	10	1	2:24.909	45.189	48.657	51.063	25:28.006

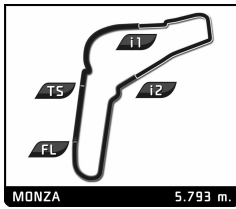
<b>69</b>	<b>Calcagni Motorsport</b>		VW Golf GTI TCR DSG				
	1.Nicola FRANZOSO		TCR DSG				
	2.Walter PUGLIESE						
	1	1	2:28.173	51.355	49.678	47.140	2:28.173
	2	1	2:17.096	45.141	46.250	45.705	4:45.269
	3	1	2:11.364	40.749	45.554	45.061	6:56.633
	4	1	2:15.810	41.844	47.293	46.673	9:12.443
	5	1	2:13.644	43.492	44.739	45.413	11:26.087
	6	1	2:19.965	44.462	48.433	47.070	13:46.052
	7	1	2:53.129	44.364	1:00.827	1:07.938	16:39.181
	8	1	2:38.047	55.639	52.069	50.339	19:17.228
	9	1	2:15.413	44.243	45.084	46.086	21:32.641
10	1	2:12.263	40.770	45.633	45.860	23:44.904	
11	1	2:32.506	40.936	57.626	53.944	26:17.410	

<b>75</b>	<b>Elite Motorsport</b>		Renault Clio Rs 2.0		
	1.Gian Luca VALENTINI		acing Start Plus		

<b>79</b>	<b>Team ZeroVenti</b>		Honda Civic Type R				
	1.Rino DE LUCA		24h Special 2.0				
	1	1	2:35.833	56.178	50.023	49.632	2:35.833
	2	1	2:20.331	44.137	48.080	48.114	4:56.164
	3	1	2:19.208	43.395	47.431	48.382	7:15.372
	4	1	2:20.288	44.128	47.893	48.267	9:35.660
	5	1	2:20.305	44.449	47.723	48.133	11:55.965
	6	1	2:27.113	45.914	49.540	51.659	14:23.078
	7	1	2:26.636	45.760	49.602	51.274	16:49.714
	8	1	2:33.178	51.594	50.366	51.218	19:22.892
	9	1	2:21.547	43.608	49.601	48.338	21:44.439
	10	1	2:21.773	44.784	48.067	48.922	24:06.212
11	1	2:21.076	43.851	47.746	49.479	26:27.288	

<b>80</b>	<b>Team ZeroVenti</b>		Honda Integra				
	1.Camillo PICCIN		24h Special 2.0				
	1	1	2:46.030	57.734	54.966	53.330	2:46.030
	2	1	2:30.790	45.558	51.798	53.434	5:16.820
	3	1	2:27.997	45.734	50.946	51.317	7:44.817
	4	1	2:30.681	48.865	51.104	50.712	10:15.498
	5	1	2:51.283	56.966	51.160	1:03.157	13:06.781
	6	1	3:20.218	1:04.948	1:05.946	1:09.324	16:26.999
	7	1	2:45.085	52.769	54.389	57.927	19:12.084
	8	1	2:35.559	50.741	53.125	51.693	21:47.643
	9	1	2:25.279	45.263	49.330	50.686	24:12.922
	10	1	2:25.732	45.289	49.266	51.177	26:38.654

<b>81</b>	<b>ITALIA CORSE</b>		BMW E36				
	1.Claudio DE GIORGIS		ruppo N > 3000				
	1	1	2:35.818	56.298	50.162	49.358	2:35.818
	2	1	2:20.056	43.882	47.549	48.625	4:55.874
	3	1	2:19.906	44.249	47.063	48.594	7:15.780
	4	1	2:20.420	44.170	48.204	48.046	9:36.200
	5	1	2:20.258	44.964	47.205	48.089	11:56.458
	6	1	2:30.082	47.515	50.368	52.199	14:26.540
	7	1	2:26.725	46.401	50.663	49.661	16:53.265
	8	1	2:29.974	48.761	49.965	51.248	19:23.239
	9	1	2:22.388	43.899	49.263	49.226	21:45.627
	10	1	2:21.376	43.968	47.486	49.922	24:07.003
11	1	2:21.620	45.239	47.587	48.794	26:28.623	



# COPPA ITALIA TURISMO

## Peroni Racing Weekend Monza 1-2-3 Ottobre 2021

### Race 1

## Sector Analysis

— Invalidated Lap    ■ Personal Best    ■ Session Best    B Crossing the pit lane

Lap	D	Time	Sector 1	Sector 2	Sector 3	T.Spd	Elapsed	Lap	D	Time	Sector 1	Sector 2	Sector 3	T.Spd	Elapsed									
<b>82</b>	<b>MM Motorsport</b> 1. Carlo TAMBURINI							Honda Civic FK7 TCR																
	9	2	2:15.012	41.488	46.985	46.539	188.4	23:49.291	10	2	2:18.720	41.575	50.006	47.139	184.3	26:08.011								
	1	1	2:13.175	44.569	45.127	43.479		2:13.175	<b>111</b>	<b>Elite Motosport</b> 1. Virgilio GOSIO							VW Golf GTI TCR DSG TCR DSG							
	2	1	2:05.804	40.161	42.693	42.950	218.3	4:18.979		1	1	2:28.037	50.828	50.027	47.182		2:28.037							
	3	1	<b>2:03.846</b>	39.512	41.904	42.430	222.3	6:22.825		2	1	2:14.984	41.666	47.516	45.802	197.0	4:43.021							
	4	1	2:04.132	<b>39.408</b>	42.616	42.108	229.4	8:26.957		3	1	2:12.204	<b>40.786</b>	45.646	45.772	221.4	6:55.225							
	5	1	2:04.701	40.781	41.963	<b>41.957</b>	233.3	10:31.658		4	1	2:15.827	41.233	48.441	46.153	210.3	9:11.052							
	6	1	2:25.486	40.640	43.674	1:01.172	218.3	12:57.144		5	1	2:14.325	42.694	45.422	46.209	205.1	11:25.377							
	7	1	3:23.394	1:10.180	1:06.021	1:07.193	132.1	16:20.538		6	1	2:19.859	43.160	49.224	47.475	205.9	13:45.236							
	8	1	2:46.093	54.935	53.046	58.112	124.4	19:06.631		7	1	2:53.236	44.771	1:00.825	1:07.640	168.3	16:38.472							
	9	1	2:04.402	39.969	<b>41.673</b>	42.760	219.6	21:11.033		8	1	2:38.271	55.673	52.058	50.540	141.7	19:16.743							
	10	1	2:06.079	40.017	42.845	43.217	207.9	23:17.112		9	1	2:16.428	45.411	<b>44.958</b>	46.059	170.9	21:33.171							
11	1	2:06.756	40.370	42.851	43.535	217.0	25:23.868	10		1	<b>2:11.297</b>	40.810	45.326	<b>45.161</b>	192.1	23:44.468								
<b>84</b>	<b>Jocher Racing</b> 1. Matthias JOCHER							Mini RS Challenge Plus Turbo Cup																
	1	1	2:32.115	54.659	49.166	48.290		2:32.115	<b>993</b>	<b>S.C. Angelo Caffi</b> 1. Mattia ZILETTI							Alfa Romeo 147 Cup acing Start Plus							
	2	1	2:14.263	41.809	46.662	45.792	204.4	4:46.378		1	1	3:13.659	1:06.544	1:03.476	1:03.639		3:13.659							
	3	1	<b>2:11.269</b>	<b>41.572</b>	<b>44.882</b>	<b>44.815</b>	221.4	6:57.647		2	1	<b>3:02.951</b>	<b>57.357</b>	<b>1:02.128</b>	<b>1:03.466</b>	146.7	6:16.610							
	4	1	2:15.648	42.641	46.938	46.069	221.9	9:13.295		3	1	3:26.847	1:03.264	1:15.999	1:07.584	112.4	9:43.457							
	5	1	2:15.126	44.799	45.408	44.919	222.8	11:28.421		4	1	3:21.686	58.311	1:06.215	1:17.160	151.4	13:05.143							
	6	1	2:28.108	48.758	50.562	48.788	184.0	13:56.529		5	1	3:30.748 <b>B</b>	1:05.763	1:06.185	1:18.800	119.9	16:35.891							
	7	1	2:43.349	48.732	49.239	1:05.378	140.1	16:39.878		6	1	4:01.535	1:52.503	1:04.153	1:04.879	120.3	20:37.426							
	8	1	2:38.362	55.969	51.766	50.627	141.6	19:18.240		7	1	3:19.017	57.807	1:04.267	1:16.943	146.5	23:56.443							
	9	1	2:16.882	45.097	46.161	45.624	166.0	21:35.122		8	1	3:10.504	57.583	1:08.806	1:04.115	146.9	27:06.947							
	10	1	2:14.998	42.252	45.661	47.085	187.8	23:50.120																
	11	1	2:18.199	41.973	49.480	46.746	203.2	26:08.319																
<b>92</b>	<b>RC MOTORSPORT</b> 1. Carlotta FEDELI							Audi RS3 LMS DSG TCR DSG																
	1	1	2:17.264	45.695	45.901	45.668		2:17.264																
	2	1	2:11.522	42.037	44.200	45.285	184.3	4:28.786																
	3	1	2:07.905	39.790	43.747	44.368	204.4	6:36.691																
	4	1	<b>2:07.041</b>	<b>39.634</b>	43.454	43.953	207.5	8:43.732																
	5	1	2:10.936	42.474	44.020	44.442	211.1	10:54.668																
	6	1	2:23.738	43.015	48.993	51.730	213.6	13:18.406																
	7	1	3:13.382	58.108	1:06.926	1:08.348	142.1	16:31.788																
	8	1	2:41.572	53.494	53.668	54.410	153.3	19:13.360																
	9	1	2:10.035	42.317	43.773	<b>43.945</b>	169.1	21:23.395																
	10	1	2:08.235	40.046	<b>42.899</b>	45.290	196.6	23:31.630																
	11	1	2:07.055	39.778	42.936	44.341	199.9	25:38.685																
<b>99</b>	<b>BF Motorsport</b> 1. Giuseppe CARTIA 2. Fabio FABIANI							Audi RS3 LMS TCR SQ TCR																
	1	2	2:22.599	48.764	47.915	45.920		2:22.599																
	2	2	<b>2:14.407</b>	41.490	47.038	45.879	195.2	4:37.006																
	3	2	2:14.461	40.473	48.655	<b>45.333</b>	215.7	6:51.467																
	4	2	2:25.619	<b>40.369</b>	<b>45.439</b>	59.811	197.3	9:17.086																
	5	2	2:37.788 <b>B</b>	47.981	48.521	1:01.286	199.9	11:54.874																
	6	2	4:46.872	2:57.729	46.779	1:02.364	159.9	16:41.746																
	7	2	2:37.539	55.246	51.802	50.491	145.2	19:19.285																
	8	2	2:14.994	43.514	45.452	46.028	175.1	21:34.279																