

# COPPA ITALIA TURISMO

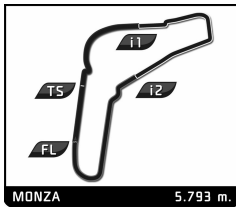
## Peroni Racing Weekend Monza 1-2-3 Ottobre 2021

### Race 2

### Sector Analysis

— Invalidated Lap    ■ Personal Best    ■ Session Best    B Crossing the pit lane

Lap	D	Time	Sector 1	Sector 2	Sector 3	T.Spd	Elapsed	Lap	D	Time	Sector 1	Sector 2	Sector 3	T.Spd	Elapsed	
<b>3</b>	NEXT MOTORSPORT 1. Adriano VISDOMINI HYUNDAI I30 TCR SQ TCR							9	1	2:16.044	42.816	47.047	46.181	183.6	21:53.791	
	10	1	<b>2:13.420</b>	<b>41.737</b>	<b>45.829</b>	<b>45.854</b>	204.4	24:07.211								
	11	1	2:16.175	42.621	46.162	47.392	182.4	26:23.386								
	1	1	2:49.792	49.087	1:01.563	59.142		2:49.792								
	2	1	3:06.198	1:12.344	1:01.702	52.152	112.4	5:55.990								
	3	1	2:22.580	45.577	48.648	48.355	168.3	8:18.570								
	4	1	2:19.406	42.672	47.828	48.906	189.7	10:37.976								
	5	1	2:16.377	42.423	46.661	47.293	202.1	12:54.353								
	6	1	2:16.430	42.455	46.744	47.231	188.4	15:10.783								
	7	1	2:16.408	42.644	47.520	46.244	192.4	17:27.191								
	8	1	2:14.007	41.947	45.550	46.510	219.2	19:41.198								
	9	1	2:14.200	<b>41.896</b>	45.337	46.967	195.2	21:55.398								
10	1	2:15.281	43.028	46.304	<b>45.949</b>	202.1	24:10.679									
11	1	<b>2:13.655</b>	42.102	<b>45.330</b>	46.223	197.7	26:24.334									
<b>4</b>	ONE MANAGEMENT 1. Giulio VALENTINI Seat Leon Cup Racer TCR CUP RACER															
	1	1	2:52.290	49.371	1:03.837	59.082		2:52.290								
	2	1	3:06.498	1:12.396	1:01.901	52.201	107.5	5:58.788								
	3	1	2:20.945	44.507	47.946	48.492	171.5	8:19.733								
	4	1	2:20.396	42.959	48.301	49.136	188.4	10:40.129								
	5	1	2:18.470	42.860	47.770	47.840	183.0	12:58.599								
	6	1	<b>2:16.581</b>	42.902	<b>46.307</b>	47.372	194.8	15:15.180								
	7	1	2:18.720	43.231	47.029	48.460	185.2	17:33.900								
	8	1	2:17.977	42.522	47.647	47.808	198.0	19:51.877								
	9	1	2:16.923	<b>42.347</b>	47.343	<b>47.233</b>	200.2	22:08.800								
	10	1	2:19.136	42.372	49.191	47.573	203.6	24:27.936								
	11	1	2:19.005	42.734	47.490	48.781	183.6	26:46.941								
<b>5</b>	BF MOTORSPORT 1. Alberto RODIO Audi RS3 LMS DSG TCR DSG															
	1	1	2:50.472	50.258	1:01.125	59.089		2:50.472								
	2	1	3:06.025	1:12.438	1:02.234	51.353	116.9	5:56.497								
	3	1	2:20.995	44.552	48.516	47.927	163.0	8:17.492								
	4	1	2:21.125	44.502	47.436	49.187	200.2	10:38.617								
	5	1	2:18.391	43.904	47.171	47.316	196.6	12:57.008								
	6	1	2:18.191	45.028	46.282	46.881	190.4	15:15.199								
	7	1	2:14.944	42.609	45.668	46.667	194.1	17:30.143								
	8	1	<b>2:14.818</b>	42.742	45.560	<b>46.516</b>	207.1	19:44.961								
	9	1	2:17.056	44.538	<b>45.358</b>	47.160	204.7	22:02.017								
	10	1	2:23.280	<b>42.594</b>	47.538	53.148	185.8	24:25.297								
	11	1	2:17.342	43.577	46.205	47.560	180.9	26:42.639								
<b>6</b>	TECNODOM SPORT 1. Steven GIACON Audi LMS TCR DSG TCR DSG															
	1	1	2:47.496	48.778	1:00.244	58.474		2:47.496								
	2	1	3:07.654	1:13.171	1:01.868	52.615	114.3	5:55.150								
	3	1	2:19.817	44.439	47.802	47.576	170.9	8:14.967								
	4	1	2:17.742	42.744	47.117	47.881	175.1	10:32.709								
	5	1	2:16.432	42.965	46.768	46.699	189.7	12:49.141								
	6	1	2:15.917	43.014	46.155	46.748	190.1	15:05.058								
	7	1	2:16.105	42.899	46.086	47.120	183.6	17:21.163								
	8	1	2:16.584	42.468	46.622	47.494	182.7	19:37.747								
	<b>13</b>	ITALIA CORSE 1. Federico SCIONTI BMW M2 Cup M2 CUP														
		1	1	2:52.694	52.746	1:01.480	58.468		2:52.694							
		2	1	3:06.175	1:12.540	1:02.050	51.585	100.3	5:58.869							
3		1	2:16.894	42.407	47.394	47.093	192.1	8:15.763								
4		1	2:15.427	42.195	46.172	<b>47.060</b>	189.1	10:31.190								
5		1	<b>2:14.833</b>	<b>41.544</b>	46.094	47.195	203.2	12:46.023								
6		1	2:14.952	41.662	<b>45.905</b>	47.385	191.1	15:00.975								
7		1	2:16.287	42.761	45.958	47.568	186.2	17:17.262								
8		1	2:16.445	42.788	45.985	47.672	182.4	19:33.707								
9		1	2:16.344	42.424	46.012	47.908	196.2	21:50.051								
10		1	2:16.146	42.153	46.170	47.823	199.9	24:06.197								
11		1	2:18.510	44.359	46.237	47.914	204.7	26:24.707								
<b>16</b>	NEXT MOTORSPORT 1. Marco BUTTI HYUNDAI I30 TCR SQ TCR															
	1	1	2:42.859	44.343	50.744	1:07.772		2:42.859								
	2	1	3:10.133	1:08.056	1:04.164	57.913	122.8	5:52.992								
	3	1	2:16.983	43.384	46.626	46.973	185.5	8:09.975								
	4	1	2:14.815	42.390	46.043	46.382	198.4	10:24.790								
	5	1	2:14.547	42.675	45.514	46.358	194.5	12:39.337								
	6	1	2:14.887	42.598	45.362	46.927	195.9	14:54.224								
	7	1	2:13.593	42.388	45.184	46.021	200.6	17:07.817								
	8	1	<b>2:13.164</b>	<b>42.060</b>	<b>44.969</b>	46.135	199.5	19:20.981								
	9	1	2:14.109	42.283	45.433	46.393	205.5	21:35.090								
	10	1	2:13.474	42.165	45.390	<b>45.919</b>	197.7	23:48.564								
	11	1	2:22.097 <b>B</b>	42.611	45.019	54.467	201.7	26:10.661								
<b>18</b>	TEN JOB 1. Nicola GONNELLA CUPRA TCR DSG TCR DSG															
	1	1	2:53.649	51.494	1:03.734	58.421		2:53.649								
	2	1	3:06.379	1:12.291	1:01.806	52.282	102.5	6:00.028								
	3	1	2:23.025	44.455	48.886	49.684	167.5	8:23.053								
	4	1	2:20.799	43.861	48.282	48.656	164.0	10:43.852								
	5	1	2:19.096	43.301	47.461	48.334	165.0	13:02.948								
	6	1	2:19.087	42.969	47.661	48.457	175.4	15:22.035								
	7	1	2:19.312	44.283	47.426	47.603	168.8	17:41.347								
	8	1	2:19.412	44.826	47.268	47.318	150.4	20:00.759								
	9	1	2:17.726	<b>42.693</b>	47.594	47.439	176.2	22:18.485								
	10	1	2:16.024	43.389	46.129	46.506	169.9	24:34.509								
	11	1	<b>2:14.707</b>	43.018	<b>45.582</b>	<b>46.107</b>	168.8	26:49.216								
<b>21</b>	AC RACING 1. Alberto CIOFFI MINI CHALLENGE PRO ALLENGE PRO															
	1	1	2:57.985	56.012	1:04.871	57.102		2:57.985								
	2	1	3:07.936	1:12.702	1:01.468	53.766	108.7	6:05.921								
	3	1	2:27.742	45.853	50.139	51.750	167.5	8:33.663								
	4	1	2:27.944	45.539	52.183	50.222	181.2	11:01.607								
	5	1	2:23.193	44.907	<b>48.553</b>	49.733	193.5	13:24.800								



# COPPA ITALIA TURISMO

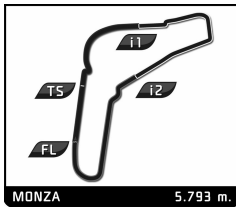
## Peroni Racing Weekend Monza 1-2-3 Ottobre 2021

### Race 2

### Sector Analysis

— Invalidated Lap    ■ Personal Best    ■ Session Best    B Crossing the pit lane

Lap	D	Time	Sector 1	Sector 2	Sector 3	T.Spd	Elapsed	Lap	D	Time	Sector 1	Sector 2	Sector 3	T.Spd	Elapsed
6	1	2:23.697	44.140	49.240	50.317	201.7	15:48.497	8	1	2:24.860	44.778	50.612	49.470	193.1	20:44.176
7	1	2:23.804	44.259	48.788	50.757	210.3	18:12.301	9	1	2:23.942	45.461	49.229	49.252	183.3	23:08.118
8	1	2:23.297	44.841	48.829	49.627	184.6	20:35.598	10	1	2:23.232	44.825	49.489	48.918	188.4	25:31.350
9	1	2:23.002	44.803	48.784	49.415	189.4	22:58.600	11	1	2:24.446	45.320	49.451	49.675	182.7	27:55.796
10	1	2:24.103	44.883	48.563	50.657	179.4	25:22.703	<b>37 Butti Motorsport</b> Mitjet 2.0. T							
11	1	2:24.856	45.307	49.536	50.013	182.7	27:47.559	1.Alberto DE AMBROGGI MITJET T.							
<b>24 LEMA RACING</b> CUPRA TCR SQ								<b>55 DC RACING</b> CUPRA TCR DSG							
1.Pedrag SAINOVIC TCR								1.Alfredo DI COSMO TCR DSG							
1	1	2:44.237	47.929	53.583	1:02.725		2:44.237	1	1	3:30.523	1:16.136	1:07.568	1:06.819		3:30.523
2	1	3:08.969	1:07.545	1:04.829	56.595	125.7	5:53.206	2	1	2:44.622	56.859	53.257	54.506	144.0	6:15.145
3	1	2:21.203	45.583	47.438	48.182	187.8	8:14.409	3	1	2:24.175	45.901	48.983	49.291	183.3	8:39.320
4	1	2:19.552	42.800	48.115	48.637	187.8	10:33.961	4	1	2:24.764	45.712	50.304	48.748	185.2	11:04.084
5	1	2:18.629	43.501	47.084	48.044	185.8	12:52.590	5	1	2:22.958	44.285	49.039	49.634	195.9	13:27.042
6	1	2:20.317	43.710	48.342	48.265	183.0	15:12.907	6	1	2:23.153	45.160	50.475	47.518	177.9	15:50.195
7	1	2:22.184	43.963	48.190	50.031	181.8	17:35.091	7	1	2:20.318	43.705	47.926	48.687	194.8	18:10.513
8	1	2:21.741	45.406	47.528	48.807	180.3	19:56.832	8	1	2:20.343	44.273	48.510	47.560	203.6	20:30.856
9	1	2:21.625	44.464	48.435	48.726	193.8	22:18.457	9	1	2:20.411	43.958	47.729	48.724	202.8	22:51.267
10	1	2:20.643	45.057	46.813	48.773	151.2	24:39.100	10	1	2:20.148	45.439	47.315	47.394	198.0	25:11.415
11	1	2:20.632	44.797	47.507	48.328	177.6	26:59.732	11	1	2:19.900	44.406	47.673	47.821	177.1	27:31.315
<b>27 AGGRESSIVE TEAM ITALIA</b> HYUNDAI I30 TCR SQ								<b>67 TEN JOB</b> Seat Leon Cup Racer							
1.Giuseppe DE VIRGILIO TCR								1.Alessandro REVELLO IT CUP RACER							
1	1	2:47.004	47.270	59.686	1:00.048		2:47.004	1	1	2:54.524	52.194	1:04.578	57.752		2:54.524
2	1	3:07.854	1:12.432	1:02.514	52.908	112.7	5:54.858	2	1	3:06.561	1:12.757	1:01.758	52.046	104.0	6:01.085
3	1	2:22.511	45.054	48.952	48.505	160.4	8:17.369	3	1	2:23.280	45.137	48.966	49.177	169.1	8:24.365
4	1	2:21.415	43.384	49.937	48.094	170.9	10:38.784	4	1	2:22.835	44.781	48.861	49.193	179.1	10:47.200
5	1	2:17.779	43.627	46.961	47.191	181.8	12:56.563	5	1	2:21.339	44.234	48.314	48.791	174.2	13:08.539
6	1	2:16.530	42.757	46.848	46.925	176.5	15:13.093	6	1	2:22.926	44.146	49.737	49.043	172.8	15:31.465
7	1	2:16.396	42.664	46.824	46.908	184.3	17:29.489	7	1	2:21.236	43.746	48.504	48.986	179.1	17:52.701
8	1	2:14.193	42.098	45.837	46.258	204.7	19:43.682	8	1	2:22.232	43.937	48.328	49.967	178.2	20:14.933
9	1	2:14.924	42.232	46.069	46.623	200.2	21:58.606	9	1	2:22.405	44.509	48.346	49.550	154.0	22:37.338
10	1	2:15.417	42.197	47.172	46.048	202.5	24:14.023	10	1	2:20.576	43.205	48.452	48.919	180.9	24:57.914
11	1	2:14.663	42.669	46.220	45.774	195.2	26:28.686	11	1	2:19.074	43.251	47.865	47.958	182.1	27:16.988
<b>33 LEMA RACING</b> CUPRA TCR SQ								<b>69 Calcagni Motorsport</b> VW Golf GTI TCR DSG							
1.Giacomo GHERMANDI TCR								1.Nicola FRANZOSO TCR DSG							
1	1	2:48.380	49.435	1:00.564	58.381		2:48.380	1	2	2:57.231	55.246	1:04.918	57.067		2:57.231
2	1	3:07.001	1:12.716	1:01.975	52.310	107.2	5:55.381	2	2	3:07.585	1:12.754	1:01.317	53.514	109.6	6:04.816
3	1	2:21.553	44.856	48.299	48.398	165.7	8:16.934	3	2	2:25.586	45.205	50.431	49.950	164.7	8:30.402
4	1	2:29.653	42.482	49.415	57.756	197.7	10:46.587	4	2	2:25.247	44.921	50.536	49.790	167.8	10:55.649
5	1	4:08.556	2:31.380	48.130	49.046	178.8	14:55.143	5	2	2:24.381	45.006	49.698	49.677	160.8	13:20.030
6	1	2:20.839	44.704	47.917	48.218	165.7	17:15.982	6	2	2:20.969	44.161	48.152	48.656	177.4	15:40.999
<b>36 TEN JOB</b> SEAT LEON CUP RACER								2.Walter PUGLIESE							
1.Gianluca RAVARA IT CUP RACER								1	2	2:18.726	43.349	47.624	47.753	184.0	17:59.725
1	1	2:55.820	54.723	1:03.909	57.188		2:55.820	8	2	2:20.584	43.190	49.382	48.012	180.9	20:20.309
2	1	3:07.316	1:12.550	1:01.718	53.048	105.0	6:03.136								
3	1	2:29.442	46.299	52.328	50.815	166.0	8:32.578								
4	1	2:27.372	45.888	51.149	50.335	165.5	10:59.950								
5	1	2:27.294	48.184	48.715	50.395	172.8	13:27.244								
6	1	2:25.254	44.277	51.131	49.846	175.1	15:52.498								
7	1	2:26.818	44.867	51.657	50.294	165.5	18:19.316								



# COPPA ITALIA TURISMO

## Peroni Racing Weekend Monza 1-2-3 Ottobre 2021

### Race 2

## Sector Analysis

— Invalidated Lap    ■ Personal Best    ■ Session Best    B Crossing the pit lane

Lap	D	Time	Sector 1	Sector 2	Sector 3	T.Spd	Elapsed	Lap	D	Time	Sector 1	Sector 2	Sector 3	T.Spd	Elapsed
9	2	2:18.988	43.105	48.134	47.749	183.0	22:39.297	9	1	2:29.067	47.002	50.704	51.361	164.2	23:28.638
10	2	2:18.467	43.224	47.596	47.647	179.4	24:57.764	10	1	2:28.503	46.542	50.520	51.441	167.0	25:57.141
11	2	2:18.152	42.792	47.712	47.648	189.7	27:15.916	11	1	2:27.595	45.787	50.218	51.590	177.4	28:24.736

75		Elite Motorsport		Renault Clio Rs 2.0		
1.Gian Luca VALENTINI		acing Start Plus				
1	1	3:07.164	1:01.409	1:03.926	1:01.829	3:07.164
2	1	3:07.857	1:08.961	1:01.095	57.801	6:15.021
3	1	2:39.003	50.182	54.512	54.309	8:54.024
4	1	2:35.956	48.894	53.414	53.648	11:29.980
5	1	2:35.487	48.910	52.966	53.611	14:05.467
6	1	2:34.764	48.374	52.751	53.639	16:40.231
7	1	2:35.837	48.357	54.462	53.018	19:16.068
8	1	2:43.058	51.658	55.106	56.294	21:59.126
9	1	2:38.549	49.861	56.019	52.669	24:37.675
10	1	2:32.836	48.429	52.172	52.235	27:10.511

79		Team ZeroVenti		Honda Civic Type R		
1.Rino DE LUCA		24h Special 2.0				
1	1	3:03.759	58.858	1:05.039	59.862	3:03.759
2	1	3:07.111	1:10.103	1:01.032	55.976	6:10.870
3	1	2:31.715	46.758	51.634	53.323	8:42.585
4	1	2:30.549	47.023	51.031	52.495	11:13.134
5	1	2:30.423	47.158	51.329	51.936	13:43.557
6	1	2:30.334	47.241	51.389	51.704	16:13.891
7	1	2:28.599	46.626	50.374	51.599	18:42.490
8	1	2:28.716	46.497	50.623	51.596	21:11.206
9	1	2:27.770	46.138	50.534	51.098	23:38.976
10	1	2:26.942	45.848	50.101	50.993	26:05.918

80		Team ZeroVenti		Honda Integra		
1.Camillo PICCIN		24h Special 2.0				
1	1	3:03.144	58.399	1:04.751	59.994	3:03.144
2	1	3:06.812	1:09.798	1:00.902	56.112	6:09.956
3	1	2:33.670	46.541	54.321	52.808	8:43.626
4	1	2:31.636	47.037	52.593	52.006	11:15.262
5	1	2:30.925	46.863	51.748	52.314	13:46.187
6	1	2:30.970	46.692	51.769	52.509	16:17.157
7	1	2:30.282	46.334	51.175	52.773	18:47.439
8	1	2:28.693	46.218	50.677	51.798	21:16.132
9	1	2:28.445	46.167	50.324	51.954	23:44.577
10	1	2:28.423	46.128	50.407	51.888	26:13.000

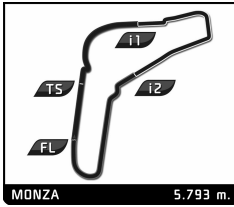
81		ITALIA CORSE		BMW E36		
1.Claudio DE GIORGIS		gruppo N > 3000				
1	1	2:59.345	56.741	1:04.988	57.616	2:59.345
2	1	3:08.676	1:12.947	1:00.698	55.031	6:08.021
3	1	2:29.783	46.299	51.336	52.148	8:37.804
4	1	2:30.235	48.712	50.445	51.078	11:08.039
5	1	2:26.638	44.535	50.275	51.828	13:34.677
6	1	2:29.747	46.365	51.302	52.080	16:04.424
7	1	2:28.010	46.244	50.095	51.671	18:32.434
8	1	2:27.137	46.167	49.939	51.031	20:59.571

82		MM Motorsport		Honda Civic FK7		
1.Carlo TAMBURINI		TCR				
1	1	2:45.933	48.660	55.269	1:02.004	2:45.933
2	1	3:08.439	1:12.252	1:02.023	54.164	5:54.372
3	1	2:18.012	43.377	47.024	47.611	8:12.384
4	1	2:14.925	42.314	45.951	46.660	10:27.309
5	1	2:13.573	41.711	45.706	46.156	12:40.882
6	1	2:14.247	42.185	46.383	45.679	14:55.129
7	1	2:13.714	41.957	45.953	45.804	17:08.843
8	1	2:13.152	41.972	45.241	45.939	19:21.995
9	1	2:13.156	41.721	45.441	45.994	21:35.151
10	1	2:13.476	42.293	45.335	45.848	23:48.627
11	1	2:14.039	42.761	45.866	45.412	26:02.666

84		Jocher Racing		Mini RS Challenge		
1.Matthias JOCHER		Plus Turbo Cup				
1	1	3:04.519	1:00.104	1:04.445	59.970	3:04.519
2	1	3:06.457	1:10.211	1:00.967	55.279	6:10.976
3	1	2:23.976	45.614	48.972	49.390	8:34.952
4	1	2:25.436	44.736	50.297	50.403	11:00.388
5	1	2:22.735	44.795	48.706	49.234	13:23.123
6	1	2:20.978	44.246	48.220	48.512	15:44.101
7	1	2:20.288	43.991	47.752	48.545	18:04.389
8	1	2:20.164	44.228	47.775	48.161	20:24.553
9	1	2:20.479	43.932	48.519	48.028	22:45.032
10	1	2:21.692	43.984	49.810	47.898	25:06.724
11	1	2:18.659	43.793	47.260	47.606	27:25.383

92		RC MOTORSPORT		Audi RS3 LMS DSG		
1.Carlotta FEDELI		TCR DSG				
1	1	2:45.177	48.349	53.684	1:03.144	2:45.177
2	1	3:08.630	1:07.475	1:05.432	55.723	5:53.807
3	1	2:18.227	43.513	47.007	47.707	8:12.034
4	1	2:19.964	43.415	49.004	47.545	10:31.998
5	1	2:16.101	42.385	46.805	46.911	12:48.099
6	1	2:16.252	42.972	46.055	47.225	15:04.351
7	1	2:16.416	43.282	46.154	46.980	17:20.767
8	1	2:17.048	42.402	46.677	47.969	19:37.815
9	1	2:17.420	43.053	47.143	47.224	21:55.235
10	1	2:16.712	42.957	46.657	47.098	24:11.947
11	1	2:16.792	43.892	46.170	46.730	26:28.739

99		BF Motorsport		Audi RS3 LMS TCR SQ		
1.Giuseppe CARTIA 2.Fabio FABIANI		TCR				
1	1	2:51.396	51.106	1:01.002	59.288	2:51.396
2	1	3:06.472	1:12.102	1:02.289	52.081	5:57.868
3	1	2:23.394	44.738	50.189	48.467	8:21.262
4	1	2:19.031	42.819	47.971	48.241	10:40.293
5	1	2:18.836	43.007	48.081	47.748	12:59.129



# COPPA ITALIA TURISMO

## Peroni Racing Weekend Monza 1-2-3 Ottobre 2021

### Race 2

### Sector Analysis

\_ Invalidated Lap    
 ■ Personal Best    
 ■ Session Best    
 B Crossing the pit lane

Lap	D	Time	Sector 1	Sector 2	Sector 3	T.Sp	Elapsed	Lap	D	Time	Sector 1	Sector 2	Sector 3	T.Sp	Elapsed
6	1	2:17.011	42.805	47.293	46.913	195.9	15:16.140								
7	1	2:17.347	42.505	47.378	47.464	182.4	17:33.487								
8	1	2:15.878	41.367	47.301	47.210	207.5	19:49.365								
9	1	2:16.485	41.969	47.706	46.810	202.8	22:05.850								
10	1	2:15.104	42.311	46.321	46.472	187.8	24:20.954								
11	1	2:15.114	42.379	45.579	47.156	184.0	26:36.068								

993	<b>S.C. Angelo Caffi</b>	Alfa Romeo 147 Cup
	1.Mattia ZILETTI	acing Start Plus

1	1	3:26.862	1:08.329	1:10.358	1:08.175		3:26.862
2	1	3:17.594	1:00.110	1:10.251	1:07.233	132.7	6:44.456
3	1	3:11.560	59.912	1:05.332	1:06.316	133.9	9:56.016
4	1	3:34.746	1:00.219	1:14.616	1:19.911	126.3	13:30.762
5	1	3:14.379	1:00.732	1:05.838	1:07.809	122.7	16:45.141
6	1	3:37.125	59.873	1:18.277	1:18.975	137.6	20:22.266
7	1	3:22.455	1:08.243	1:06.337	1:07.875	148.3	23:44.721
8	1	3:24.675	1:02.819	1:14.765	1:07.091	118.9	27:09.396