

STORICHE

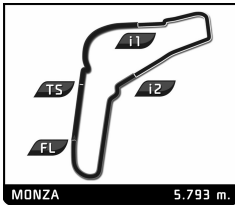
Peroni Racing Weekend Monza 1-2-3 Ottobre 2021

Free Practice 3

Sector Analysis

— Invalidated Lap ■ Personal Best ■ Session Best ■ Crossing the pit lane

Lap	D	Time	Sector 1	Sector 2	Sector 3	T.Spd	Elapsed	Lap	D	Time	Sector 1	Sector 2	Sector 3	T.Spd	Elapsed		
11	Scuderia Club Italia 1. Giulio SORDI 2. Dario BERETTA							Giulia Ti Super (SSE F-TC1600)	2	1	2:31.302	49.512	50.201	51.589	169.6	5:25.378	
	3	1	2:43.126	B	48.673	49.899	1:04.554	175.1	8:08.504								
	4	1	6:04.169	4:22.284	50.234	51.651	134.7	14:12.673									
	5	1	2:27.684	47.576	49.655	50.453	186.5	16:40.357									
	6	1	2:26.736	47.603	48.865	50.268	173.7	19:07.093									
	7	1	2:39.368	B	50.403	50.576	58.389	138.3	21:46.461								
	1	1	3:41.340	1:44.222	59.280	57.838	76.0	3:41.340									
	2	1	3:07.820	B	53.978	59.117	1:14.725	145.3	6:49.160								
16	Sc. AB Motorsport 1. Antonio CRESCENTI							A.R. Giulia Sprint GTA DDO F - T/1600	3	1	2:23.103	45.806	48.022	49.275	172.6	8:36.118	
	4	1	2:31.284	48.254	50.837	52.193	183.3	11:22.974									
	5	1	2:35.376	48.453	54.395	52.528	171.2	13:58.350									
	6	1	2:32.105	47.896	52.136	52.073	173.1	16:30.455									
	7	1	2:32.549	49.957	50.589	52.003	182.7	19:03.004									
	8	1	2:32.889	48.509	50.253	54.127	175.4	21:35.893									
	9	1	2:37.916	50.336	53.822	53.758	163.5	24:13.809									
	10	1	2:28.585	46.744	49.982	51.859	192.8	26:42.394									
	1	1	3:32.877	1:27.707	1:03.072	1:02.098	93.7	3:32.877									
	2	1	2:45.382	54.267	54.001	57.114	137.6	6:18.259									
	25	Scuderia AB Motorsport 1. Francesco PANTALEO 2. Marco GUERRA							Giulia Sprint GTA (SSE F-TC1600)	4	1	2:29.588	B	42.047	45.590	1:01.951	195.5
5		1	5:03.625	3:26.460	48.170	48.995	130.2	15:47.324									
6		1	2:22.314	43.084	49.270	49.960	204.7	18:09.638									
7		1	2:18.906	42.877	47.875	48.154	205.9	20:28.544									
8		1	2:19.259	43.060	48.636	47.563	194.8	22:47.803									
9		1	2:17.332	42.741	47.046	47.545	200.2	25:05.135									
1		1	3:57.103	2:04.647	58.398	54.058	106.8	3:57.103									
2		1	2:32.167	47.667	51.658	52.842	182.7	6:29.270									
3		1	2:26.833	46.372	49.816	50.645	199.9	8:56.103									
4		1	2:23.534	46.592	47.929	49.013	199.9	11:19.637									
26	OKP Alfa Delta Racing Team 1. Fabian KÖRBER							Giulia Sprint GTA (SSE F-TC1600)	5	1	2:39.990	50.186	57.573	52.231	137.8	13:59.627	
	6	1	2:27.879	47.209	50.963	49.707	169.9	16:27.506									
	7	1	2:24.124	46.357	48.205	49.562	201.3	18:51.630									
	8	1	2:36.235	50.419	52.555	53.261	143.1	21:27.865									
	9	1	2:25.633	46.058	48.674	50.901	199.9	23:53.498									
	1	1	3:34.270	1:35.967	1:00.326	57.977	92.8	3:34.270									
	2	1	2:44.487	54.239	53.428	56.820	121.2	6:18.757									
	3	1	2:39.055	50.528	52.219	56.308	152.5	8:57.812									
	4	1	2:34.860	48.987	51.618	54.255	181.2	11:32.672									
	5	1	2:34.546	48.564	51.844	54.138	189.1	14:07.218									
36	OKP Alfa Delta Racing Team 1. Christian ONDRAK 2. Massimo BORTOLAMI							GTA 1300 Junior (SE G2-TC1300)	6	1	2:32.456	48.731	51.055	52.670	186.5	16:39.674	
	7	1	2:31.970	48.189	51.133	52.648	182.7	19:11.644									
	8	1	2:33.441	49.912	51.119	52.410	146.5	21:45.085									
	9	1	2:33.218	49.129	51.561	52.528	180.3	24:18.303									
	10	1	3:16.704	B	59.482	1:00.444	1:16.778	139.7	27:35.007								
	1	1	2:54.076	1:04.629	54.793	54.654	115.5	2:54.076									
	37	1. Walo BERTSCHINGER 2. Dario TOSOLINI							Porsche Carrera RSR GTS oltre/2500	2	1	2:27.786	47.325	49.614	50.847	172.6	6:13.015
		3	1	2:23.103	45.806	48.022	49.275	172.6	8:36.118								
		4	1	2:31.790	B	45.194	47.963	58.633	179.1	11:07.908							
		5	1	3:37.525	2:00.961	47.178	49.386	158.3	14:45.433								
6		1	2:19.970	44.619	46.907	48.444	192.8	17:05.403									
7		1	2:18.761	44.347	46.576	47.838	185.5	19:24.164									
8		1	2:18.502	44.525	46.799	47.178	176.2	21:42.666									
9		1	2:18.573	43.807	46.440	48.326	192.4	24:01.239									
10		1	2:20.373	43.884	47.825	48.664	198.0	26:21.612									
39		Circolo della Biella 1. Matteo PANINI 2. Andrea PERGREFFI							Ginetta G12 GR - GTP/1600	1	1	3:38.352	1:56.563	49.994	51.795	120.1	3:38.352
	2	1	2:20.481	45.022	46.439	49.020	178.5	5:58.833									
	3	1	2:15.278	42.172	45.886	47.220	190.1	8:14.111									
	4	1	2:29.588	B	42.047	45.590	1:01.951	195.5	10:43.699								
	5	1	5:03.625	3:26.460	48.170	48.995	130.2	15:47.324									
	6	1	2:22.314	43.084	49.270	49.960	204.7	18:09.638									
	7	1	2:18.906	42.877	47.875	48.154	205.9	20:28.544									
	8	1	2:19.259	43.060	48.636	47.563	194.8	22:47.803									
	9	1	2:17.332	42.741	47.046	47.545	200.2	25:05.135									
	55	Southside Racing 1. Philippe ROBERT 2. Denis CARTELLE							GTV 2000 G2/H1-TC2000	1	1	3:41.262	1:50.652	55.531	55.079	76.5	3:41.262
2		1	2:39.694	52.061	53.742	53.891	151.4	6:20.956									
62	Scuderia Biondetti 1. Fabio GIMIGNANI							GT Veloce 2000 (SSE H1-T2000)	1	1	3:08.581	1:12.559	57.214	58.808	97.1	3:08.581	
	2	1	2:41.278	52.159	54.253	54.866	146.1	5:49.859									
	3	1	2:38.517	51.645	52.965	53.907	159.9	8:28.376									
	4	1	2:38.384	51.044	52.519	54.821	159.2	11:06.760									
	5	1	2:37.598	51.008	52.617	53.973	162.3	13:44.358									
	6	1	2:36.396	50.487	52.464	53.445	169.9	16:20.754									
	7	1	2:35.460	50.065	51.953	53.442	181.8	18:56.214									
	8	1	2:36.387	51.016	52.145	53.226	163.2	21:32.601									
	9	1	2:51.888	55.085	1:01.935	54.868	178.8	24:24.489									
	10	1	2:35.233	50.330	51.538	53.365	176.8	26:59.722									
63	Scuderia Biondetti 1. Luigi MERCATALI 2. Niccolò MERCATALI							GT Veloce 2000 (SSE H1-T2000)	1	1	3:41.262	1:50.652	55.531	55.079	76.5	3:41.262	
	2	1	2:39.694	52.061	53.742	53.891	151.4	6:20.956									



STORICHE

Peroni Racing Weekend Monza 1-2-3 Ottobre 2021

Free Practice 3

Sector Analysis

— Invalidated Lap ■ Personal Best ■ Session Best ■ Crossing the pit lane

Lap	D	Time	Sector 1	Sector 2	Sector 3	T.Spd	Elapsed	Lap	D	Time	Sector 1	Sector 2	Sector 3	T.Spd	Elapsed
1	1	3:07.612	1:11.014	57.950	58.648	101.7	3:07.612	6	1	2:20.204	43.537	47.837	48.830	184.6	14:32.594
2	1	2:37.978	51.015	52.694	54.269	163.5	5:45.590	7	1	2:18.965	44.044	47.287	47.634	211.5	16:51.559
3	1	2:37.794	50.267	53.941	53.586	174.2	8:23.384	8	1	2:19.092	43.356	47.380	48.356	211.9	19:10.651
4	1	2:35.785	50.293	52.085	53.407	172.8	10:59.169	9	1	3:03.698	56.156	1:06.112	1:01.430	154.0	22:14.349
5	1	2:35.206	49.400	52.371	53.435	187.4	13:34.375	10	1	2:17.250	43.260	46.134	47.856	194.5	24:31.599
6	1	2:34.668	50.231	51.437	53.000	172.3	16:09.043	11	1	2:37.406 B	42.630	46.245	1:08.531	219.2	27:09.005
7	1	2:34.590	49.923	52.050	52.617	167.5	18:43.633								
8	1	2:36.609	49.828	51.455	55.326	186.5	21:20.242								
9	1	2:33.387	49.433	51.446	52.508	191.1	23:53.629								
10	1	2:35.746	49.399	52.432	53.915	186.2	26:29.375								

65		Sc del Portello	A.R. GTV 2000				
		1. Alberto BERGAMASCHI	G2/H1- T/2000				
		2. Stefano CAPROTTI					
1	1	3:36.423	1:38.528	1:00.578	57.317	87.5	3:36.423
2	1	2:43.957	54.774	54.241	54.942	139.0	6:20.380
3	1	2:38.700	51.272	52.931	54.497	163.5	8:59.080
4	1	2:35.361	50.420	51.496	53.445	176.2	11:34.441
5	1	3:10.531 B	57.010	1:01.760	1:11.761	149.5	14:44.972
6	1	4:47.039	2:58.888	54.144	54.007	141.7	19:32.011
7	1	2:37.562	50.244	52.843	54.475	182.1	22:09.573
8	1	2:38.018	50.957	52.452	54.609	169.9	24:47.591
9	1	2:36.489	50.316	52.231	53.942	180.9	27:24.080

67		1. Alberto ZANATTA	GT Veloce 2000				
			SSE H1-T2000				
1	1	3:48.061	1:52.369	56.978	58.714	82.5	3:48.061
2	1	2:58.861 B	53.682	57.721	1:07.458	146.1	6:46.922
3	1	5:19.893	3:30.764	53.998	55.131	138.1	12:06.815
4	1	2:40.262	51.096	53.739	55.427	172.0	14:47.077
5	1	2:38.130	50.720	53.000	54.410	181.5	17:25.207
6	1	2:41.164	50.154	53.892	57.118	179.4	20:06.371
7	1	2:36.980	50.186	52.832	53.962	180.0	22:43.351
8	1	2:36.378	50.138	52.783	53.457	177.6	25:19.729

71		Ermolli	GT Veloce 2000				
		1. Andrea GUARINO	SSE H1-T2000				
		2. Bruno FERRARI					
1	1	4:08.662	2:13.930	58.219	56.513	98.6	4:08.662
2	1	2:43.046	52.022	54.920	56.104	179.7	6:51.708
3	1	2:49.218	53.161	59.904	56.153	136.9	9:40.926
4	1	2:43.612	51.685	56.267	55.660	181.8	12:24.538
5	1	2:42.640	51.190	55.714	55.736	185.5	15:07.178
6	1	3:10.359	51.420	54.784	1:24.155	180.3	18:17.537
7	1	2:42.581	51.509	55.301	55.771	179.7	21:00.118
8	1	2:43.903	52.969	55.054	55.880	143.1	23:44.021
9	1	2:41.726	50.821	54.790	56.115	183.3	26:25.747

72		Club Slow Team	Ford Sierra Cosworth				
		1. Enrico GERARDI	2 - A/ oltre 2000				
1	1	2:52.487	1:10.134	51.072	51.281	93.6	2:52.487
2	1	2:21.156	44.472	48.125	48.559	189.1	5:13.643
3	1	2:19.608	43.883	47.050	48.675	200.2	7:33.251
4	1	2:17.593	42.937	46.461	48.195	217.4	9:50.844
5	1	2:21.546	43.564	49.129	48.853	204.7	12:12.390

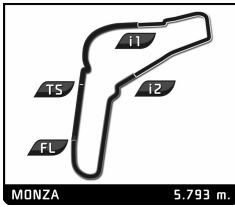
83		Sc. Vesuvio	A.R. GTAm				
		1. Fabio DE BEAUMONT	32/H1- TC/2000				
		2. Daniele GUERRIERO					
1	1	3:39.310	1:32.128	1:07.278	59.904	88.5	3:39.310
2	1	2:44.335	52.713	56.679	54.943	140.1	6:23.645
3	1	2:37.569	49.684	53.875	54.010	159.6	9:01.214
4	1	2:55.219 B	54.727	55.566	1:04.926	120.7	11:56.433
5	1	5:48.458 B	2:43.078	53.495	2:11.885	107.9	17:44.891

85		OKP Alfa Delta Racing Team	GTAM				
		1. Peter BACHOFEN	G2/H1-TC2000				
		2. Roberto RESTELLI					
1	1	2:41.942	1:01.472	50.503	49.967	108.5	2:41.942
2	1	2:23.293	45.582	48.828	48.883	185.8	5:05.235
3	1	2:22.238	44.874	48.381	48.983	201.7	7:27.473
4	1	2:21.810	45.277	47.821	48.712	201.0	9:49.283
5	1	3:05.198 B	56.276	58.091	1:10.831	147.1	12:54.481
6	1	3:20.182	1:36.811	51.902	51.469	142.3	16:14.663
7	1	2:26.176	44.804	52.272	49.100	199.5	18:40.839
8	1	2:20.451	44.710	47.164	48.577	202.5	21:01.290
9	1	3:09.459 B	1:00.844	59.345	1:09.270	132.6	24:10.749

88		Scuderia AB Motorsport	GTAM				
		1. Enrico RONDINELLI	G2/H1-TC2000				
		2. Cesare RONDINELLI					
1	1	3:50.120	2:06.431	53.461	50.228	114.2	3:50.120
2	1	2:25.237	45.045	49.030	51.162	171.8	6:15.357
3	1	2:21.903	44.439	47.696	49.768	181.5	8:37.260
4	1	2:22.715	46.671	46.679	49.365	178.5	10:59.975
5	1	2:49.582 B	45.075	47.468	1:17.039	195.2	13:49.557

90		Styrian Panthers	GTAM				
		1. Franz SLAMA	G2/H1-TC2000				
1	1	3:21.683	1:25.640	1:00.570	55.473	86.1	3:21.683
2	1	2:36.711	50.393	52.526	53.792	151.4	5:58.394

96		Sc. Del Lario	A.R. GTAm				
		1. Luigi SCALINI	32/H1- TC/2000				
1	1	3:38.970	1:43.038	58.557	57.375	86.1	3:38.970
2	1	2:39.440	51.102	52.806	55.532	144.4	6:18.410
3	1	2:29.637	47.226	50.095	52.316	170.9	8:48.047
4	1	2:26.797	46.002	49.673	51.122	181.8	11:14.844
5	1	2:28.689	46.848	50.243	51.598	178.2	13:43.533
6	1	2:26.758	46.459	49.125	51.174	167.3	16:10.291
7	1	2:25.971	46.079	49.353	50.539	177.1	18:36.262
8	1	2:38.672 B	45.651	49.048	1:03.973	178.2	21:14.934



STORICHE

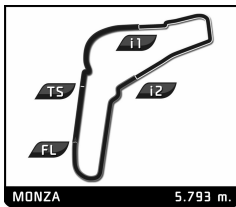
Peroni Racing Weekend Monza 1-2-3 Ottobre 2021

Free Practice 3

Sector Analysis

— Invalidated Lap ■ Personal Best ■ Session Best ■ Crossing the pit lane

Lap	D	Time	Sector 1	Sector 2	Sector 3	T.Spd	Elapsed	Lap	D	Time	Sector 1	Sector 2	Sector 3	T.Spd	Elapsed	
98	Ebimotors GTAM 1. "WALTER BEN" G2/H1-TC2000							5	1	2:22.633	43.680	48.076	50.877	176.5	12:01.458	
	6	1	2:20.868	42.929	47.976	49.963	201.7	14:22.326								
	7	1	2:18.932	42.414	47.728	48.790	210.7	16:41.258								
	8	1	2:19.214	42.244	48.322	48.648	196.6	19:00.472								
	9	1	2:20.125	43.729	48.082	48.314	175.1	21:20.597								
	10	1	2:18.355	42.328	47.714	48.313	212.8	23:38.952								
	11	1	2:33.392B	42.601	49.777	1:01.014	201.7	26:12.344								
	100	OKP Alfa Delta Racing Team GTAM 1.Mathias KÖRBER G2/H1-TC2000							1	1	2:53.094	1:05.949	54.529	52.616	99.9	2:53.094
		2	1	2:21.905	45.475	48.021	48.409	172.0	5:14.999							
		3	1	2:19.890	44.129	47.349	48.412	200.2	7:34.889							
		4	1	2:40.358B	46.171	49.122	1:05.065	194.5	10:15.247							
5		1	5:04.046	3:24.890	49.528	49.628	144.8	15:19.293								
6		1	2:20.594	44.235	47.733	48.626	212.8	17:39.887								
7		1	2:22.440	43.944	47.126	51.370	205.1	20:02.327								
8		1	2:19.848	43.960	47.541	48.347	206.7	22:22.175								
9		1	2:51.792B	51.366	51.636	1:08.790	160.4	25:13.967								
102		Sc. AB Motorsport Alpine A110 1.Roberto CHIARAMONTE E 2/GH1- GTS/1600 2.Giuseppe BARRESI							1	1	4:02.049	2:06.922	58.390	56.737	120.1	4:02.049
		2	1	2:39.465	50.656	53.651	55.158	145.0	6:41.514							
	3	1	2:40.230	51.122	53.363	55.745	141.0	9:21.744								
	4	1	2:37.636	50.745	52.816	54.075	159.2	11:59.380								
	5	1	2:34.876	48.983	51.642	54.251	151.0	14:34.256								
	6	1	2:30.656	47.756	50.530	52.370	170.4	17:04.912								
	7	1	2:30.769	47.909	50.649	52.211	154.9	19:35.681								
	8	1	2:33.959	47.916	52.476	53.567	169.3	22:09.640								
	9	1	2:33.976	49.191	50.922	53.863	170.1	24:43.616								
	10	1	2:32.524	48.220	51.052	53.252	146.1	27:16.140								
	106	Sc. AB Motorsport A.R. Giulia Sprint GTA 1.Massimo GUERRA 2/GH1- GTS/1600 2.Giovanni SERIO							1	1	3:50.627	2:05.362	55.629	49.636	115.2	3:50.627
2		1	2:28.460	47.492	50.449	50.519	171.8	6:19.087								
3		1	2:21.835	46.122	47.365	48.348	176.2	8:40.922								
4		1	2:38.221B	45.335	49.589	1:03.297	190.4	11:19.143								
116		Porsche 911 3.0 GTS oltre/2500 1.M. DENTI 2.Filippo DENTI							1	1	2:34.469	52.284	51.022	51.163	136.9	2:34.469
	2	1	2:21.335	43.943	47.758	49.634	182.7	4:55.804								
	3	1	2:19.253	43.042	47.261	48.950	197.7	7:15.057								
	4	1	2:23.768	43.058	48.050	52.660	186.2	9:38.825								
	128	Alfasud Ti 1.5 ASSE I-TC1600 1.Federico LEONINI 2.Fabio LEONINI							1	1	3:27.698	1:24.315	1:05.195	58.188	94.5	3:27.698
2		1	2:36.597	51.293	52.447	52.857	148.9	6:04.295								
3		1	2:35.644	49.691	52.052	53.901	171.8	8:39.939								
4		1	2:33.906	50.404	50.470	53.032	161.3	11:13.845								
5		1	2:31.886	49.413	51.079	51.394	164.2	13:45.731								
6		1	2:30.510	49.271	50.137	51.102	188.4	16:16.241								
7		1	2:30.918	49.070	50.369	51.479	181.2	18:47.159								
8		1	2:30.367	48.690	49.374	52.303	189.4	21:17.526								
9		1	2:31.425	50.566	49.798	51.061	174.0	23:48.951								
10		1	2:30.009	48.939	49.831	51.239	185.8	26:18.960								
136		Porsche 930 Turbo GTS oltre 2500 1.Paolo TANCINI							1	1	4:11.787	2:13.691	1:00.298	57.798	104.2	4:11.787
	2	1	2:41.584	50.767	54.860	55.957	142.9	6:53.371								
	3	1	2:45.667	50.258	59.427	55.982	148.3	9:39.038								
	4	1	2:41.479	52.266	55.194	54.019	147.3	12:20.517								
	5	1	3:22.839B	54.688	1:09.613	1:18.538	139.4	15:43.356								
	149	Porsche 930 - SIL/oltre 2000 Team Italia 1.Massimo RONCONI 2.Giovanni GULINELLI							1	1	3:56.686	2:19.882	49.090	47.714	137.8	3:56.686
2		1	2:18.020	41.482	48.654	47.884	175.9	6:14.706								
3		1	2:16.822B	39.191	45.420	52.211	193.1	8:31.528								
4		1	4:05.432	2:38.553	43.460	43.419	112.7	12:36.960								
5		1	2:04.685	38.440	42.973	43.272	205.9	14:41.645								
6		1	2:21.083B	39.974	46.409	54.700	202.5	17:02.728								
158		Peugeot 205 GTI IDO J2 - A/2000 Sc. AB Motorsport 1.Giovanni BASSI 2.Renato BENUSIGLIO							1	1	3:33.439	1:34.333	59.215	59.891	85.1	3:33.439
	2	1	2:45.884	54.757	55.356	55.771	122.4	6:19.323								
	3	1	2:49.720B	52.880	52.155	1:04.685	144.6	9:09.043								
	4	1	4:49.061	2:57.729	56.389	54.943	132.6	13:58.104								
	5	1	2:32.931	49.269	51.472	52.190	154.0	16:31.035								
	6	1	2:34.582	49.652	52.712	52.218	175.6	19:05.617								
	7	1	2:29.896	47.562	50.308	52.026	189.4	21:35.513								
	8	1	2:29.865	47.699	49.684	52.482	184.6	24:05.378								
	9	1	3:13.986B	52.310	57.452	1:24.224	150.6	27:19.364								
	159	Alpine Renault V6T J1-B/oltre 1600 1.Riccardo MESSA														



STORICHE

Peroni Racing Weekend Monza 1-2-3 Ottobre 2021

Free Practice 3

Sector Analysis

— Invalidated Lap ■ Personal Best ■ Session Best B Crossing the pit lane

Lap	D	Time	Sector 1	Sector 2	Sector 3	T.Spd	Elapsed	Lap	D	Time	Sector 1	Sector 2	Sector 3	T.Spd	Elapsed
1	1	3:37.832	1:54.777	50.115	52.940	116.0	3:37.832	3	1	2:27.365	46.318	50.251	50.796	171.2	8:18.290
2	1	2:18.167	44.851	46.530	46.786	172.6	5:55.999	4	1	2:26.051	46.287	48.478	51.286	162.8	10:44.341
3	1	2:15.691	42.462	46.014	47.215	218.3	8:11.690	5	1	2:24.010	46.406	48.179	49.425	183.0	13:08.351
4	1	2:33.445B	43.860	48.885	1:00.700	217.9	10:45.135	6	1	2:23.327	45.212	48.554	49.561	199.9	15:31.678
5	1	5:12.680	3:38.464	47.127	47.089	148.7	15:57.815	7	1	2:30.754	45.718	49.040	55.996	184.6	18:02.432
6	1	2:15.917	43.078	45.326	47.513	215.7	18:13.732	8	1	2:24.915	46.094	48.799	50.022	182.1	20:27.347
7	1	2:18.375	43.134	45.502	49.739	211.1	20:32.107	9	1	2:25.187	46.486	48.650	50.051	180.0	22:52.534
								10	1	3:00.147B	55.105	55.399	1:09.643	151.8	25:52.681

162 Sc. Del Lario Mercedes 190 E
 1. Mauro SIMONCINI - CT NAT/2500
 2. Alberto Maria LANDINI

1	1	2:57.116	1:18.447	49.688	48.981	88.0	2:57.116
2	1	2:20.027	44.702	47.039	48.286	175.6	5:17.143
3	1	2:17.620	43.183	47.575	46.862	198.0	7:34.763
4	1	2:16.263	43.000	46.303	46.960	189.7	9:51.026
5	1	2:32.251B	43.628	49.377	59.246	189.4	12:23.277
6	1	4:46.693	3:07.364	50.587	48.742	134.6	17:09.970
7	1	3:25.950B	44.299	1:10.818	1:30.833	170.4	20:35.920

168 GRT Motorsport A.R. 75
 1. Enrico GUASTI 2 - A/ oltre 2000

1	1	3:28.600	1:38.449	55.237	54.914	82.6	3:28.600
2	1	2:33.951	48.899	51.686	53.366	170.7	6:02.551
3	1	2:33.824	49.585	51.403	52.836	158.9	8:36.375
4	1	2:31.563	48.773	50.534	52.256	174.0	11:07.938
5	1	3:01.755B	48.599	1:01.633	1:11.523	167.0	14:09.693
6	1	4:04.521	2:18.723	51.700	54.098	137.8	18:14.214
7	1	2:30.163	47.458	50.554	52.151	174.8	20:44.377
8	1	3:14.274B	47.416	1:03.262	1:23.596	162.0	23:58.651

176 1.Vito TRUGLIA TVR Tuscan Speed 8 GT
 2.Gilles GIOVANNINI MSA/ oltre 2500

1	1	3:17.210	1:37.853	52.949	46.408	90.0	3:17.210
2	1	2:11.600	41.822	44.843	44.935	190.7	5:28.810
3	1	2:09.917	41.805	43.408	44.704	157.8	7:38.727
4	1	2:09.490	41.016	43.008	45.466	180.3	9:48.217
5	1	2:38.342B	43.462	49.156	1:05.724	176.8	12:26.559
6	1	4:01.602	2:16.702	57.452	47.448	150.4	16:28.161
7	1	2:10.817	40.724	44.406	45.687	191.1	18:38.978
8	1	2:09.930	40.744	44.086	45.100	185.5	20:48.908
9	1	2:09.505	40.341	43.887	45.277	172.6	22:58.413
10	1	2:17.109	41.951	47.058	48.100	156.9	25:15.522

183 Giglio Racing GTAM
 1. Paul Francois GIGLIO G2/H1-TC2000

1	1	3:34.996	1:44.421	55.574	55.001	78.3	3:34.996
2	1	3:22.610B	58.877	1:05.169	1:18.564	116.0	6:57.606
3	1	4:22.410B	2:07.113	55.381	1:19.916	104.7	11:20.016

188 Scuderia Tazio Nuvolari GTAM
 1. Giampaolo BENEDETTI G2/H1-TC2000
 2. Emanuele BENEDETTI

1	1	3:22.174	1:29.549	58.135	54.490	82.7	3:22.174
2	1	2:28.751	47.036	50.632	51.083	179.7	5:50.925

249 Squadra Piloti Senesi Alfetta GTV Gr.5
 1. Bruno MAZZUOLI iSE I-Gr.5-2000
 2. Amerigo BIGLIAZZI

1	1	3:03.066	1:13.397	54.707	54.962	86.5	3:03.066
2	1	2:52.639B	49.352	55.085	1:08.202	169.9	5:55.705
3	1	7:26.961	5:46.529	49.403	51.029	154.9	13:22.666
4	1	2:24.364	46.783	48.128	49.453	173.7	15:47.030
5	1	2:36.867B	45.885	48.663	1:02.319	189.7	18:23.897
6	1	8:28.396	6:44.077	50.310	54.009	151.6	26:52.293

268 Tecnodom Sport GT Veloce 2000
 1. Domiziano GIACON G2/H1- T/2000

1	1	3:43.783	1:43.391	1:00.325	1:00.067	105.0	3:43.783
2	1	2:52.320	54.915	57.583	59.822	133.4	6:36.103
3	1	2:45.740	53.153	55.537	57.050	164.7	9:21.843
4	1	2:45.569	52.677	55.520	57.372	150.0	12:07.412
5	1	2:42.964	52.135	54.768	56.061	158.5	14:50.376
6	1	2:42.268	51.881	54.153	56.234	177.9	17:32.644
7	1	2:42.227	51.932	54.267	56.028	175.4	20:14.871
8	1	2:42.171	52.365	54.322	55.484	161.1	22:57.042
9	1	2:58.858B	51.782	57.872	1:09.204	163.2	25:55.900