


Gedlich Trackdays Monza 11-12.05.2022 Afternoon Test

Sector Analysis

— Invalidated Lap
 ■ Personal Best
 ■ Session Best
 ■ Crossing the pit lane

Lap	Time	Sector 1	Sector 2	Sector 3	T.Sp	Elapsed		Lap	Time	Sector 1	Sector 2	Sector 3	T.Sp	Elapsed	
7	Street Art Racing						Aston Martin GT3								
	1.Pascal BACHMANN														
	2. TBA														
	1	38:02.090	...	41.128	42.126	135.4	38:02.090								
	2	2:04.910	B	36.997	40.188	47.725	248.2	40:07.000							
	3	7:15.305		5:54.865	39.680	40.760	200.6	47:22.305							
	4	1:56.077		36.484	39.275	40.318	258.9	49:18.382							
	5	1:56.318		36.497	39.084	40.737	260.7	51:14.700							
	6	1:55.977		36.250	39.326	40.401	261.3	53:10.677							
	7	2:03.458	B	36.131	39.321	48.006	261.3	55:14.135							
	8	14:48.865	B	...	42.535	51.734	187.4	1:10:03.000							
	9	12:21.773		...	40.014	40.517	193.8	1:22:24.773							
	10	1:56.724		36.414	39.372	40.938	260.1	1:24:21.497							
	11	1:55.726		36.247	39.070	40.409	261.3	1:26:17.223							
	12	1:55.593		36.051	39.079	40.463	262.0	1:28:12.816							
	13	2:01.184	B	36.080	39.032	46.072	262.6	1:30:14.000							
	14	46:13.130		...	42.251	41.164	198.0	2:16:27.130							
	15	1:57.327		36.316	39.926	41.085	258.9	2:18:24.457							
	16	1:57.831		36.474	40.192	41.165	261.3	2:20:22.288							
17	1:57.458		36.316	39.885	41.257	262.0	2:22:19.746								
18	2:14.949	B	36.118	40.373	58.458	262.0	2:24:34.695								
8	Thomas Heil						Porsche 991.1 GT3 Cup								
	1.Thomas HEIL														
	2.Mike HAUSNER														
	1	52:09.001		...	45.018	45.444	164.0	52:09.001							
	2	2:09.951		40.790	44.041	45.120	200.2	54:18.952							
	3	2:09.656		40.698	43.698	45.260	204.7	56:28.608							
	4	2:11.002		42.026	44.176	44.800	187.4	58:39.610							
	5	2:06.850		39.152	43.126	44.572	230.8	1:00:46.460							
	6	2:08.191		39.495	43.966	44.730	209.5	1:02:54.651							
	7	2:07.598		39.022	44.363	44.213	213.2	1:05:02.249							
	8	2:05.976		38.961	42.979	44.036	234.8	1:07:08.225							
	9	12:22.088	B	39.213	...	1:11.893	206.7	1:19:30.313							
	10	46:03.067		...	49.308	49.925	154.7	2:05:33.380							
	11	2:21.058		43.578	49.768	47.712	181.8	2:07:54.438							
	12	2:18.476		43.032	47.464	47.980	190.1	2:10:12.914							
	13	2:18.065		42.373	47.482	48.210	198.4	2:12:30.979							
	14	2:18.845		42.912	47.555	48.378	187.1	2:14:49.824							
	15	2:17.877		42.735	46.819	48.323	191.1	2:17:07.701							
	16	2:20.898		43.773	47.392	49.733	180.0	2:19:28.599							
	17	2:36.232	B	43.337	47.318	1:05.577	191.7	2:22:04.831							
	18	29:37.617		...	44.155	45.430	180.9	2:51:42.448							
	19	2:10.290		40.377	43.925	45.988	219.6	2:53:52.738							
	20	2:18.927		41.213	44.924	52.790	181.2	2:56:11.665							
	21	2:04.055		33.227	45.238	45.590	235.3	2:58:15.720							
	22	2:11.206		40.288	44.972	45.946	205.1	3:00:26.926							
	23	2:13.387		40.991	45.646	46.750	194.8	3:02:40.313							
	24	2:47.244	B	45.662	53.518	1:08.064	189.4	3:05:27.557							
	25	27:46.794		...	47.437	48.459	154.9	3:33:14.351							
	26	2:18.072		42.982	47.008	48.082	206.7	3:35:32.423							
	27	2:17.145		42.859	46.230	48.056	182.7	3:37:49.568							
	28	2:16.141		42.503	45.810	47.828	183.0	3:40:05.709							
	29	2:17.119		42.946	45.978	48.195	206.7	3:42:22.828							
30	2:17.933		43.184	46.133	48.616	198.8	3:44:40.761								
31	2:30.911	B	42.088	46.095	1:02.728	195.2	3:47:11.672								
61	AF Corse						Ferrari 488 GTE								
	1.Abril VINCENT														
	2.Conrad GRUNEWALD														
	1	13:55.384		...	38.572	38.718	184.9	13:55.384							
	2	1:50.777		35.265	37.649	37.863	265.2	15:46.161							
	3	1:50.201		35.150	37.417	37.634	270.4	17:36.362							
	4	1:49.719		34.931	37.246	37.542	270.4	19:26.081							
	5	1:50.122		34.992	37.585	37.545	271.1	21:16.203							
	6	1:49.377		34.889	37.172	37.316	271.8	23:05.580							
	7	1:49.103		34.901	36.938	37.264	272.5	24:54.683							
	8	1:48.975		34.797	36.987	37.191	272.5	26:43.658							
	9	1:55.656	B	34.821	37.215	43.620	274.5	28:39.314							
	10	5:31.398		4:16.557	37.330	37.511	207.9	34:10.712							
	11	1:50.144		34.851	37.894	37.399	273.9	36:00.856							
	12	1:50.091		35.418	37.225	37.448	265.2	37:50.947							
	13	1:49.446		34.856	37.162	37.428	271.1	39:40.393							
	14	1:50.298		34.846	38.024	37.428	271.8	41:30.691							
	15	1:56.113	B	34.962	37.238	43.913	269.8	43:26.804							
	16	11:58.279		...	38.595	39.465	203.6	55:25.083							
	17	1:50.505		35.064	37.567	37.874	269.1	57:15.588							
	18	1:50.145		35.028	37.254	37.863	267.8	59:05.733							
	19	1:49.567		34.894	37.152	37.521	272.5	1:00:55.300							
	20	1:51.597		34.792	38.387	38.418	271.8	1:02:46.897							
	21	1:49.241		34.753	37.146	37.342	271.8	1:04:36.138							
	22	1:51.599		34.691	37.289	39.619	272.5	1:06:27.737							
	23	1:49.162		34.626	37.114	37.422	271.8	1:08:16.899							
	24	2:42.399	B	34.832	41.531	1:26.036	273.2	1:10:59.298							
	25	11:11.311		9:53.232	39.273	38.806	184.3	1:22:10.609							
	26	1:50.806		35.112	38.023	37.671	266.5	1:24:01.415							
	27	1:55.580		38.692	38.971	37.917	271.1	1:25:56.995							
	28	1:49.935		34.822	37.644	37.469	272.5	1:27:46.930							
	29	1:49.571		34.656	37.396	37.519	273.9	1:29:36.501							
	30	1:49.432		34.612	37.293	37.527	273.2	1:31:25.933							
	31	2:00.077	B	34.802	40.390	44.885	273.2	1:33:26.010							
	32	7:14.012		5:57.266	38.657	38.089	205.9	1:40:40.022							
	33	1:49.961		35.183	37.287	37.491	271.8	1:42:29.983							
	34	1:49.200		34.857	37.028	37.315	272.5	1:44:19.183							
	35	1:50.617		34.800	37.861	37.956	273.9	1:46:09.800							
	36	1:50.012		35.002	37.234	37.776	271.8	1:47:59.812							
	37	1:55.511	B	34.869	37.331	43.311	271.8	1:49:55.323							
	38	8:38.987		7:21.785	39.841	37.361	189.4	1:58:34.310							
	39	1:48.328		34.750	36.584	36.994	271.8	2:00:22.638							
	40	1:48.325		34.756	36.600	36.969	275.2	2:02:10.963							
	41	1:54.889	B	34.807	36.685	43.397	273.2	2:04:05.852							
	42	7:30.352		6:09.272	42.383	38.697	195.2	2:11:36.204							
	43	1:55.653		35.139	42.551	37.963	271.1	2:13:31.857							
	44	1:50.009		34.836	37.629	37.544	271.1	2:15:21.866							
	45	2:02.656	B	34.728	38.499	49.429	272.5	2:17:24.522							
	46	22:37.769		...	42.508	38.629	194.8	2:40:02.291							
	47	1:50.651		35.264	37.625	37.762	266.5	2:41:52.942							
	48	1:50.230		34.897	37.441	37.892	272.5	2:43:43.172							
	49	1:52.269		34.826	38.454	38.989	273.2	2:45:35.441							
	50	1:49.593		35.046	36.983	37.564	272.5	2:47:25.034							
51	1:48.740		34.785	36.773	37.182	273.2	2:49:13.774								
52	1:49.467		35.076	36.857	37.534	273.9	2:51:03.241								
53	1:52.700		34.773	40.472	37.455	271.8	2:52:55.941								






Gedlich Trackdays Monza 11-12.05.2022 Afternoon Test

Sector Analysis

___ Invalidated Lap ■ Personal Best ■ Session Best ■ Crossing the pit lane

Lap	Time	Sector 1	Sector 2	Sector 3	T.Spd	Elapsed	Lap	Time	Sector 1	Sector 2	Sector 3	T.Spd	Elapsed
54	1:48.718	34.729	36.855	37.134	275.9	2:54:44.659	26	1:54.734	35.859	39.283	39.592	267.8	3:32:15.147
55	1:48.558	34.595	36.796	37.167	272.5	2:56:33.217	27	1:55.473	36.214	39.386	39.873	262.6	3:34:10.620
56	2:01.841 B	37.272	39.221	45.348	182.7	2:58:35.058	28	2:08.235 B	36.887	40.758	50.590	204.7	3:36:18.855
57	8:01.490	6:43.649	39.199	38.642	179.7	3:06:36.548	133 SVC The Motorsport Group 1.Cedric MEZARD Lamborghini Huracan GT3						
58	1:52.099	35.304	38.788	38.007	270.4	3:08:28.647	1	2:23:58.272 B	...	1:18.321	1:15.209	126.7	2:23:58.272
59	1:48.981	34.641	36.894	37.446	272.5	3:10:17.628	2	13:39.447	...	1:01.446	1:02.909	132.6	2:37:37.719
60	1:48.414	34.607	36.683	37.124	272.5	3:12:06.042	3	2:54.532	54.735	59.063	1:00.734	140.3	2:40:32.251
61	1:48.204	34.625	36.582	36.997	272.5	3:13:54.246	4	2:38.972	48.655	53.826	56.491	178.2	2:43:11.223
62	1:54.509	35.964	39.248	39.297	270.4	3:15:48.755	5	2:48.158 B	46.177	58.813	1:03.168	208.7	2:45:59.381
63	1:49.265	34.772	37.011	37.482	271.8	3:17:38.020	6	7:32.083	5:35.031	57.810	59.242	134.9	2:53:31.464
64	1:48.566	34.677	36.704	37.185	272.5	3:19:26.586	7	2:34.510	49.559	58.356	46.595	206.3	2:56:05.974
65	1:59.395 B	36.230	38.087	45.078	212.8	3:21:25.981	8	2:05.122	39.299	43.667	42.156	224.6	2:58:11.096
66	8:10.831	6:54.247	38.312	38.272	204.0	3:29:36.812	9	1:59.320	36.728	40.891	41.701	252.3	3:00:10.416
67	1:50.422	35.220	37.583	37.619	270.4	3:31:27.234	10	1:57.621	36.501	40.424	40.696	255.8	3:02:08.037
68	1:50.958	35.775	37.498	37.685	223.7	3:33:18.192	11	1:56.404	36.122	40.049	40.233	261.3	3:04:04.441
69	1:49.878	35.121	37.323	37.434	270.4	3:35:08.070	12	1:55.348	35.959	39.411	39.978	256.4	3:05:59.789
70	1:49.844	35.040	37.255	37.549	271.1	3:36:57.914	13	2:07.989 B	36.411	39.658	51.920	262.6	3:08:07.778
71	1:50.012	35.175	37.336	37.501	271.8	3:38:47.926	14	8:33.356	7:08.243	43.552	41.561	195.9	3:16:41.134
72	1:49.666	35.021	37.259	37.386	269.8	3:40:37.592	15	1:58.646	37.866	39.856	40.924	254.0	3:18:39.780
73	1:49.564	35.012	37.230	37.322	270.4	3:42:27.156	16	1:55.132	35.925	39.096	40.111	262.0	3:20:34.912
74	1:50.220	35.088	37.420	37.712	271.1	3:44:17.376	17	1:54.052	35.751	38.682	39.619	265.2	3:22:28.964
75	1:50.336	35.036	37.595	37.705	270.4	3:46:07.712	18	1:54.234	35.927	38.477	39.830	265.2	3:24:23.198
76	1:56.345 B	35.049	37.370	43.926	270.4	3:48:04.057	19	1:53.817	36.009	38.695	39.113	263.9	3:26:17.015
77	3:36.060	2:20.204	38.217	37.639	206.3	3:51:40.117	20	2:20.652 B	39.213	45.397	56.042	208.3	3:28:37.667
78	1:50.726	34.880	38.126	37.720	271.1	3:53:30.843	400 Rutronik Racing 1.Florian BURKENSTEIN Audi R8 LMS Ultra						
79	1:49.449	35.018	37.200	37.231	271.1	3:55:20.292	1	51:30.678	...	1:01.174	1:01.871	108.6	51:30.678
80	1:49.114	34.878	36.968	37.268	271.8	3:57:09.406	2	2:44.446	55.187	51.334	57.925	131.1	54:15.124
81	1:54.991 B	34.911	37.127	42.953	271.8	3:59:04.397	3	2:14.027	46.992	43.014	44.021	176.5	56:29.151
65 PARAVAN GmbH 1.Roland ARNOLD Mercedes AMG GT3							4	2:04.492	40.788	41.202	42.502	205.5	58:33.643
1	1:03:32.150	...	49.458	48.112	101.8	1:03:32.150	5	2:00.738	39.012	40.623	41.103	218.3	1:00:34.381
2	2:03.737	39.172	41.685	42.880	204.7	1:05:35.887	6	2:26.407 B	42.628	45.983	57.796	195.2	1:03:00.788
3	1:56.260	36.449	39.575	40.236	251.7	1:07:32.147	7	22:31.343	...	40.747	40.712	200.6	1:25:32.131
4	2:19.030 B	39.583	45.443	54.004	267.8	1:09:51.177	8	1:52.854	35.378	38.498	38.978	266.5	1:27:24.985
5	27:54.085	...	48.162	45.771	116.7	1:37:45.262	9	1:52.341	35.073	38.314	38.954	272.5	1:29:17.326
6	2:02.433	39.098	41.370	41.965	209.9	1:39:47.695	10	2:02.954 B	35.372	38.245	49.337	268.4	1:31:20.280
7	1:56.723	36.286	40.216	40.221	262.0	1:41:44.418	11	7:29.332	6:07.952	40.484	40.896	203.6	1:38:49.612
8	1:54.712	35.819	39.303	39.590	262.6	1:43:39.130	12	2:13.236 B	38.490	41.279	53.467	210.3	1:41:02.848
9	1:54.311	35.826	39.129	39.356	263.9	1:45:33.441	13	34:07.477	...	48.628	45.177	147.7	2:15:10.325
10	1:52.905	35.450	38.423	39.032	269.8	1:47:26.346	14	2:07.064	38.677	42.807	45.580	251.7	2:17:17.389
11	1:52.436	35.531	38.297	38.608	269.8	1:49:18.782	15	2:03.402	36.359	44.714	42.329	267.1	2:19:20.791
12	3:58.394 B	35.501	2:21.681	1:01.212	269.8	1:53:17.176	16	1:58.028	35.983	40.960	41.085	268.4	2:21:18.819
13	1:05:20.171	...	40.601	41.509	173.7	2:58:37.347	17	2:00.335	35.780	42.646	41.909	265.8	2:23:19.154
14	1:51.318	35.688	37.631	37.999	269.8	3:00:28.665	18	2:20.197 B	35.815	46.753	57.629	266.5	2:25:39.351
15	1:49.605	34.915	37.093	37.597	271.8	3:02:18.270	19	32:59.444	...	41.876	44.540	197.3	2:58:38.795
16	1:57.246 B	34.850	37.147	45.249	271.8	3:04:15.516	20	1:56.283	36.191	39.540	40.552	258.2	3:00:35.078
17	10:24.874	9:01.725	41.894	41.255	142.3	3:04:40.390	21	1:58.653	35.919	41.156	41.578	270.4	3:02:33.731
18	2:00.307	36.670	41.695	41.942	237.9	3:16:40.697	22	1:55.910	35.694	39.827	40.389	269.1	3:04:29.641
19	2:01.872	39.016	41.617	41.239	250.5	3:18:42.569	23	1:55.763	35.878	39.624	40.261	270.4	3:06:25.404
20	1:57.770	36.181	41.132	40.457	248.8	3:20:40.339	24	2:05.753 B	35.630	39.631	50.492	269.1	3:08:31.157
21	1:56.696	35.835	40.655	40.206	269.8	3:22:37.035	25	43:48.592	...	41.991	42.723	200.2	3:52:19.749
22	1:55.417	35.976	39.351	40.090	255.8	3:24:32.452	26	1:56.836	36.493	39.807	40.536	255.2	3:54:16.585
23	1:55.620	35.849	39.411	40.360	264.5	3:26:28.072							
24	1:56.722	35.666	39.803	41.253	265.2	3:28:24.794							
25	1:55.619	36.293	39.659	39.667	269.1	3:30:20.413							





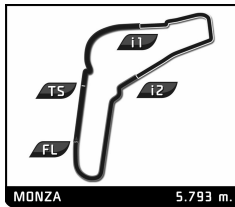
Gedlich Trackdays

Monza 11-12.05.2022

Afternoon Test

Sector Analysis

Legend: — Invalidated Lap ■ Personal Best ■ Session Best ■ Crossing the pit lane													
Lap	Time	Sector 1	Sector 2	Sector 3	T.Sp	Elapsed	Lap	Time	Sector 1	Sector 2	Sector 3	T.Sp	Elapsed
401 SVC The Motorsport Group <small>Porsche 997 GT3 Cup</small> 1. Tramier GEORGES													
1	2:24:30.000	B	...	55.588	1:08.546	138.9	2:24:30.000						
2	13:08.698		...	1:00.482	1:02.868	127.9	2:37:38.698						
3	2:54.527		54.768	59.556	1:00.203	121.1	2:40:33.225						
4	2:39.416		48.734	54.135	56.547	168.0	2:43:12.641						
5	2:52.359	B	46.337	58.237	1:07.785	201.0	2:46:05.000						
6	7:27.395		5:30.498	57.928	58.969	146.3	2:53:32.395						
7	2:43.359		49.923	58.380	55.056	166.0	2:56:15.754						
8	2:29.845		45.369	49.424	55.052	187.4	2:58:45.599						
9	2:23.986		43.721	47.951	52.314	188.4	3:01:09.585						
10	2:23.895		43.234	48.172	52.489	203.6	3:03:33.480						
11	2:22.500		43.622	47.820	51.058	211.9	3:05:55.980						
12	2:19.233		42.758	46.315	50.160	221.4	3:08:15.213						
13	2:22.059		44.177	47.636	50.246	236.9	3:10:37.272						
14	2:34.728	B	41.970	46.877	1:05.881	223.7	3:13:12.000						
15	7:50.889		6:15.148	46.443	49.298	115.3	3:21:02.889						
16	2:14.041		41.254	44.811	47.976	206.7	3:23:16.930						
17	2:13.465		40.007	45.467	47.991	232.8	3:25:30.395						
18	2:12.745		40.328	44.920	47.497	238.4	3:27:43.140						
19	2:14.870		42.394	45.236	47.240	180.6	3:29:58.010						
20	2:13.245		40.421	44.831	47.993	244.3	3:32:11.255						
21	2:41.691	B	42.024	45.053	1:14.614	222.3	3:34:52.946						
22	6:38.144		5:05.065	44.842	48.237	166.5	3:41:31.090						
23	2:12.816		40.023	44.547	48.246	236.3	3:43:43.906						
24	2:51.456	B	40.251	50.452	1:20.753	239.5	3:46:35.362						
402 PZ 5 Seen <small>Porsche 911 GT3 R</small> 1. Jörg DREISOW 2. Manuel LAUCK													
1	36:05.933		...	42.076	41.233	194.1	36:05.933						
2	1:57.642		37.290	39.749	40.603	231.3	38:03.575						
3	1:56.575		36.087	40.022	40.466	262.6	40:00.150						
4	2:02.141	B	35.995	39.015	47.131	262.6	42:02.291						
5	3:05.456		1:49.579	37.738	38.139	192.1	45:07.747						
6	1:50.898		35.390	37.639	37.869	269.8	46:58.645						
7	1:50.719		35.128	37.640	37.951	270.4	48:49.364						
8	1:56.983	B	35.156	38.380	43.447	270.4	50:46.347						
9	3:10.043		1:49.425	40.043	40.575	208.7	53:56.390						
10	1:55.390		35.629	39.302	40.459	268.4	55:51.780						
11	1:55.426		35.562	39.410	40.454	267.8	57:47.206						
12	2:02.347	B	35.824	39.228	47.295	267.1	59:49.553						
13	2:43.800		1:27.825	37.912	38.063	211.5	1:02:33.353						
14	1:51.485		35.194	38.139	38.152	269.8	1:04:24.838						
15	1:50.857		35.069	37.860	37.928	270.4	1:06:15.695						
16	1:56.287	B	35.070	37.802	43.415	271.1	1:08:11.982						
17	3:32.673	B	1:48.345	48.994	55.334	202.5	1:11:44.655						
18	48:25.996		...	39.212	39.714	199.5	2:00:10.651						
19	1:53.716		35.611	38.279	39.826	265.8	2:02:04.367						
20	1:53.181		35.593	38.109	39.479	266.5	2:03:57.548						
21	2:31.344	B	35.517	1:08.274	47.553	267.1	2:06:28.892						
405 Rutronik Racing <small>Audi R8 LMS</small> 1. Thomas RUDEL 2. Luca ENGSTLER													
1	38:21.029		...	44.343	44.018	172.6	38:21.029						
2	1:57.596		36.822	40.475	40.299	247.1	40:18.625						
3	1:54.287		35.659	38.699	39.929	269.1	42:12.912						
4	1:53.604		35.364	38.569	39.671	267.8	44:06.516						
5	1:53.845		35.889	38.712	39.244	269.1	46:00.361						
6	1:53.524		35.489	38.502	39.533	269.8	47:53.885						
7	1:53.811		35.658	38.513	39.640	269.8	49:47.696						
8	1:52.997		35.448	38.434	39.115	269.8	51:40.693						
9	1:52.277		35.320	38.098	38.859	270.4	53:32.970						
10	1:53.613		35.532	38.779	39.302	271.1	55:26.583						
11	1:58.540	B	35.276	38.801	44.463	271.1	57:25.123						
12	25:40.961		...	42.359	41.504	163.2	1:23:06.084						
13	1:55.503		36.085	39.408	40.010	265.8	1:25:01.587						
14	1:53.669		35.599	38.321	39.749	269.8	1:26:55.256						
15	1:52.524		35.170	38.603	38.751	272.5	1:28:47.780						
16	1:52.223		35.012	38.380	38.831	272.5	1:30:40.003						
17	1:54.608		36.700	38.907	39.001	269.8	1:32:34.611						
18	1:52.741		35.110	38.336	39.295	271.1	1:34:27.352						
19	1:52.836		35.390	38.317	39.129	271.1	1:36:20.188						
20	1:58.213		36.786	42.164	39.263	271.1	1:38:18.401						
21	1:51.815		35.011	38.061	38.743	271.8	1:40:10.216						
22	1:51.507		34.996	37.801	38.710	272.5	1:42:01.723						
23	1:52.320		35.489	37.882	38.949	275.2	1:43:54.043						
24	1:51.872		35.014	37.869	38.989	271.8	1:45:45.915						
25	1:51.523		35.153	37.755	38.615	271.1	1:47:37.438						
26	1:51.505		35.047	37.752	38.706	270.4	1:49:28.943						
27	2:04.626	B	35.033	37.897	51.696	269.8	1:51:33.569						
28	27:54.775		...	39.484	39.126	181.8	2:19:28.344						
29	1:52.008		34.949	37.937	39.122	269.8	2:21:20.352						
30	1:52.428		35.329	38.830	38.269	267.8	2:23:12.780						
31	2:21.709	B	34.578	45.338	1:01.793	271.1	2:25:34.489						
32	23:02.879		...	39.833	39.766	171.5	2:48:37.368						
33	1:51.059		34.744	37.222	39.093	269.8	2:50:28.427						
34	1:50.343		34.897	37.365	38.081	271.1	2:52:18.770						
35	1:52.331		34.705	38.623	39.003	271.1	2:54:11.101						
36	2:15.874	B	35.171	47.912	52.791	271.8	2:56:26.975						
406 Rutronik Racing <small>Audi R8 LMS</small> 1. Evi EIZENHAMMER													
1	37:19.726		...	40.386	40.131	209.1	37:19.726						
2	1:58.041	B	34.698	37.486	45.857	259.5	39:17.767						
3	6:56.485		5:33.364	41.573	41.548	195.2	46:14.252						
4	1:54.407		35.302	38.705	40.400	271.1	48:08.659						
5	1:54.082		35.003	39.023	40.056	274.5	50:02.741						
6	1:52.854		34.928	38.223	39.703	278.8	51:55.595						
7	2:01.509		40.873	40.666	39.970	282.4	53:57.104						
8	2:03.842		38.044	43.619	42.179	233.3	56:00.946						
9	1:54.684		35.007	39.326	40.351	267.8	57:55.630						
10	1:53.982		35.114	38.756	40.112	262.0	59:49.612						
11	1:59.357	B	35.487	38.911	44.959	265.2	1:01:48.969						
12	9:45.729	B	7:49.213	56.298	1:00.218	200.6	1:11:34.698						
13	15:19.738		...	47.038	1:02.123	210.7	1:26:54.436						



Gedlich Trackdays Monza 11-12.05.2022 Afternoon Test

Sector Analysis

— Invalidated Lap ■ Personal Best ■ Session Best **B** Crossing the pit lane

Lap	Time	Sector 1	Sector 2	Sector 3	T.Sp	Elapsed	Lap	Time	Sector 1	Sector 2	Sector 3	T.Sp	Elapsed
14	1:52.472	34.670	38.942	38.860	278.8	1:28:46.908							
15	1:54.749	35.479	37.882	41.388	276.6	1:30:41.657							
16	1:53.693	36.281	38.773	38.639	261.3	1:32:35.350							
17	1:58.252	40.032	40.043	38.177	235.3	1:34:33.602							
18	1:54.245	34.232	37.241	42.772	283.9	1:36:27.847							
19	1:48.604	34.069	37.013	37.522	284.6	1:38:16.451							
20	1:48.396	34.095	36.885	37.416	283.1	1:40:04.847							
21	2:04.239 B	38.787	38.563	46.889	184.0	1:42:09.086							
22	31:34.288	...	50.885	46.823	148.9	2:13:43.374							
23	1:59.248	37.101	41.457	40.690	194.5	2:15:42.622							
24	1:53.170	34.911	38.735	39.524	275.2	2:17:35.792							
25	1:53.098	34.570	39.217	39.311	276.6	2:19:28.890							
26	1:52.545	35.085	38.700	38.760	253.4	2:21:21.435							
27	1:52.364	34.771	38.802	38.791	270.4	2:23:13.799							
28	2:22.497 B	34.405	45.164	1:02.928	280.2	2:25:36.296							
29	23:02.339	...	39.809	39.971	182.7	2:48:38.635							
30	1:51.298	34.681	37.821	38.796	276.6	2:50:29.933							
31	1:50.443	34.606	37.844	37.993	271.1	2:52:20.376							
32	1:51.609	34.909	37.857	38.843	275.9	2:54:11.985							
33	1:52.865	34.743	38.185	39.937	275.9	2:56:04.850							
34	1:50.769	34.365	37.684	38.720	278.8	2:57:55.619							
35	1:55.112	34.967	39.805	40.340	278.1	2:59:50.731							
36	1:50.803	34.544	37.579	38.680	273.2	3:01:41.534							
37	2:01.648 B	34.611	38.297	48.740	275.9	3:03:43.182							

407	Street Art Racing	Aston Martin GT4
	1.Jahid F-KARIM	
	2.Julien DARRAS	

1	2:45:01.454	...	44.549	44.579	166.7	2:45:01.454
2	2:04.035	38.178	42.347	43.510	254.0	2:47:05.489
3	2:04.875	38.025	42.830	44.020	253.4	2:49:10.364
4	2:19.636 B	41.807	43.480	54.349	248.8	2:51:30.000
5	37:11.346	...	43.409	44.966	136.2	3:28:41.346
6	2:04.638	38.299	42.361	43.978	251.7	3:30:45.984
7	2:50.257	1:24.336	42.497	43.424	258.2	3:33:36.241
8	2:06.819	40.628	42.430	43.761	259.5	3:35:43.060
9	2:18.829 B	38.111	45.474	55.244	257.6	3:38:01.889