

Gedlich Trackdays

Monza 11-12.05.2022


Morning Test

Sector Analysis

— Invalidated Lap ■ Personal Best ■ Session Best ■ Crossing the pit lane

Lap	Time	Sector 1	Sector 2	Sector 3	T.Sp	Elapsed	Lap	Time	Sector 1	Sector 2	Sector 3	T.Sp	Elapsed
7 Street Art Racing <small>Aston Martin GT3</small> 1.Pascal BACHMANN 2. TBA							17	2:08.949	39.560	43.739	45.650	218.3	1:57:29.370
1	49:36.127	...	41.034	41.246	163.2	49:36.127	18	2:07.422	39.461	43.409	44.552	215.3	1:59:36.792
2	1:53.760	35.932	38.170	39.658	262.0	51:29.887	19	2:08.729	40.271	43.714	44.744	200.2	2:01:45.521
3	1:53.638	36.210	38.179	39.249	263.2	53:23.525	20	2:08.939	40.032	43.877	45.030	190.4	2:03:54.460
4	1:53.570	36.094	38.234	39.242	262.6	55:17.095	21	2:08.699	39.862	43.582	45.255	204.0	2:06:03.159
5	2:02.051 B	35.740	38.097	48.214	262.6	57:19.146	22	2:07.414	39.441	43.379	44.594	216.1	2:08:10.573
6	3:52.854 B	2:30.004	38.466	44.384	204.4	1:01:12.000	23	2:06.017	39.282	42.617	44.118	227.4	2:10:16.590
7	2:36.621	1:19.613	38.273	38.735	207.9	1:03:48.621	24	2:05.952	38.827	42.599	44.526	211.5	2:12:22.542
8	1:54.782	35.787	38.980	40.015	256.4	1:05:43.403	25	2:07.004	39.387	42.864	44.753	208.7	2:14:29.546
9	1:53.054	35.795	38.415	38.844	264.5	1:07:36.457	26	2:36.818 B	40.571	50.770	1:05.477	193.1	2:17:06.364
10	1:53.030	36.260	37.840	38.930	263.9	1:09:29.487	27	18:04.619	...	44.474	45.396	154.4	2:35:10.983
11	1:52.413	35.613	38.069	38.731	263.9	1:11:21.900	28	2:10.181	39.816	43.989	46.376	221.4	2:37:21.164
12	1:59.592 B	35.593	38.017	45.982	263.9	1:13:21.492	29	2:11.102	39.856	44.925	46.321	237.4	2:39:32.266
13	2:50.151	1:33.460	37.985	38.706	206.7	1:16:11.643	30	2:10.245	40.907	44.093	45.245	208.3	2:41:42.511
14	1:52.554	35.677	38.131	38.746	263.2	1:18:04.197	31	2:09.327	39.793	43.686	45.848	223.7	2:43:51.838
15	1:52.317	35.508	38.123	38.686	263.9	1:19:56.514	32	2:10.120	39.798	43.438	46.884	217.4	2:46:01.958
16	1:52.382	35.710	38.075	38.597	265.2	1:21:48.896	33	2:09.556	40.024	43.808	45.724	219.6	2:48:11.514
17	1:57.104 B	35.845	38.271	42.988	265.8	1:23:46.000	34	2:12.179	41.035	44.355	46.789	228.9	2:50:23.693
18	47:25.437	...	39.855	40.450	201.0	2:11:11.437	35	4:32.728 B	40.563	44.468	3:07.697	215.7	2:54:56.421
19	1:56.078	36.621	39.326	40.131	248.8	2:13:07.515	61 AF Corse <small>Ferrari 488 GTE</small> 1.Abril VINCENT 2.Conrad GRUNEWALD						
20	1:57.717	36.366	39.623	41.728	263.9	2:15:05.232	1	4:36.664	3:13.496	42.324	40.844	150.0	4:36.664
21	1:55.437	36.549	38.950	39.938	262.0	2:17:00.669	2	1:55.054	36.552	40.050	38.452	230.3	6:31.718
22	1:54.707	36.179	38.840	39.688	263.9	2:18:55.376	3	1:51.227	35.288	37.952	37.987	260.1	8:22.945
23	2:01.327 B	35.918	38.781	46.628	263.9	2:20:56.703	4	1:50.251	35.087	37.375	37.789	269.8	10:13.196
24	3:34.111	2:15.395	39.201	39.515	193.8	2:24:30.814	5	1:50.363	35.075	37.546	37.742	271.1	12:03.559
25	1:55.451	36.030	38.804	40.617	262.6	2:26:26.265	6	1:49.985	34.937	37.297	37.751	271.8	13:53.544
26	1:54.151	35.790	38.697	39.664	264.5	2:28:20.416	7	1:56.810 B	34.993	38.065	43.752	271.1	15:50.354
27	1:54.752	35.783	38.676	40.293	263.9	2:30:15.168	8	5:29.743	4:10.941	38.875	39.927	197.0	21:20.097
28	2:02.847 B	36.146	39.350	47.351	264.5	2:32:18.015	9	1:48.290	34.739	36.761	36.790	273.9	23:08.387
29	2:53.165	1:32.693	40.205	40.267	206.3	2:35:11.180	10	1:47.538	34.554	36.382	36.602	273.2	24:55.925
30	1:55.414	36.863	38.989	39.562	253.4	2:37:06.594	11	1:47.576	34.495	36.357	36.724	273.9	26:43.501
31	1:55.255	36.356	39.147	39.752	262.6	2:39:01.849	12	1:47.552	34.397	36.464	36.691	274.5	28:31.053
32	1:54.605	36.378	38.702	39.525	262.0	2:40:56.454	13	1:58.110 B	34.596	38.425	45.089	273.9	30:29.163
33	1:59.897 B	36.006	38.905	44.986	262.6	2:42:56.351	14	10:03.369	8:46.909	38.649	37.811	180.9	40:32.532
8 Thomas Heil <small>Porsche 991.1 GT3 Cup</small> 1.Thomas HEIL 2.Mike HAUSNER							15	1:47.485	34.627	36.194	36.664	273.9	42:20.017
1	37:00.422	...	50.146	50.291	170.7	37:00.422	16	1:47.414	34.446	36.284	36.684	274.5	44:07.431
2	2:18.790	45.225	47.171	46.394	169.6	39:19.212	17	1:49.759	34.455	37.852	37.452	275.2	45:57.190
3	2:06.909	39.299	43.336	44.274	208.3	41:26.121	18	1:58.183 B	34.545	37.657	45.981	275.2	47:55.373
4	2:06.944	39.485	42.912	44.547	193.1	43:33.065	19	16:29.446	...	38.241	37.896	205.1	1:04:24.819
5	2:05.703	39.043	42.584	44.076	217.9	45:38.768	20	1:50.104	35.155	37.428	37.521	269.8	1:06:14.923
6	2:07.244	38.911	43.032	45.301	220.1	47:46.012	21	1:49.509	35.045	37.235	37.229	271.1	1:08:04.432
7	2:08.291	39.311	43.517	45.463	247.1	49:54.303	22	1:52.155	34.939	37.046	40.170	271.8	1:09:56.587
8	2:29.697 B	40.665	47.110	1:01.922	193.1	52:24.000	23	1:49.641	35.063	37.217	37.361	272.5	1:11:46.228
9	11:01.114	9:26.104	47.701	47.309	147.3	1:03:25.114	24	1:49.447	34.906	37.110	37.431	273.2	1:13:35.675
10	2:12.553	41.138	45.114	46.301	208.7	1:05:37.667	25	1:49.360	35.001	37.025	37.334	272.5	1:15:25.035
11	2:13.181	40.984	45.540	46.657	210.7	1:07:50.848	26	1:49.054	34.892	36.919	37.243	271.8	1:17:14.089
12	2:12.647	40.797	44.449	47.401	204.0	1:10:03.495	27	1:49.165	34.876	37.185	37.104	273.2	1:19:03.254
13	2:12.503	42.090	44.239	46.174	214.9	1:12:15.998	28	1:49.254	34.795	37.150	37.309	272.5	1:20:52.508
14	2:11.815	41.234	44.137	46.444	212.8	1:14:27.813	29	1:49.884	34.875	37.144	37.865	272.5	1:22:42.392
15	2:28.710 B	40.495	49.574	58.641	225.1	1:16:56.523	30	1:55.605 B	34.929	37.173	43.503	271.1	1:24:37.997
16	38:23.898	...	44.470	45.219	192.4	1:55:20.421	31	13:14.674	...	37.982	37.811	206.7	1:37:52.671
							32	1:49.561	35.077	37.256	37.228	271.1	1:39:42.232
							33	1:48.990	34.929	36.957	37.104	271.1	1:41:31.222
							34	1:48.857	34.909	36.851	37.097	271.1	1:43:20.079





Gedlich Trackdays Monza 11-12.05.2022 Morning Test

Sector Analysis

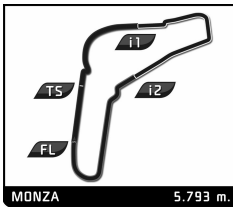
— Invalidated Lap
 ■ Personal Best
 ■ Session Best
 ■ Crossing the pit lane

Lap	Time	Sector 1	Sector 2	Sector 3	T.Spd	Elapsed	Lap	Time	Sector 1	Sector 2	Sector 3	T.Spd	Elapsed
35	1:48.745	34.856	36.804	37.085	270.4	1:45:08.824	15	2:07.933B	36.015	40.213	51.705	241.6	1:31:26.949
36	1:48.866	34.831	36.969	37.066	271.8	1:46:57.690	16	1:03:57.289	...	51.568	47.941	103.7	2:35:24.238
37	1:49.177	34.889	37.039	37.249	271.8	1:48:46.867	17	2:05.415	40.183	42.859	42.373	175.6	2:37:29.653
38	1:48.766	34.808	36.881	37.077	271.8	1:50:35.633	18	1:59.883	36.263	40.538	43.082	258.2	2:39:29.536
39	1:48.666	34.801	36.808	37.057	271.8	1:52:24.299	19	1:56.183	36.000	40.046	40.137	263.9	2:41:25.719
40	1:48.716	34.819	36.888	37.009	271.1	1:54:13.015	20	1:54.744	35.536	39.640	39.568	265.2	2:43:20.463
41	1:48.923	34.870	36.972	37.081	271.1	1:56:01.938	21	1:54.023	35.545	39.286	39.192	269.8	2:45:14.486
42	1:49.002	34.958	36.976	37.068	271.8	1:57:50.940	22	1:55.098	36.716	39.077	39.305	260.1	2:47:09.584
43	1:49.197	34.910	37.003	37.284	271.1	1:59:40.137	23	1:53.916	35.735	39.107	39.074	271.1	2:49:03.500
44	1:49.037	34.918	36.979	37.140	271.8	2:01:29.174	24	1:53.234	35.308	38.776	39.150	261.3	2:50:56.734
45	1:55.685B	35.124	37.172	43.389	271.8	2:03:24.859	25	1:52.651	35.293	38.406	38.952	271.1	2:52:49.385
46	11:58.020	...	38.552	38.636	192.4	2:15:22.879	26	2:02.497B	35.419	39.140	47.938	267.1	2:54:51.882
47	1:50.417	35.049	37.164	38.204	270.4	2:17:13.296							
48	1:50.002	34.762	36.946	38.294	271.8	2:19:03.298							
49	1:49.948	35.371	37.167	37.410	243.8	2:20:53.246							
50	1:51.453	34.860	38.643	37.950	271.1	2:22:44.699							
51	1:49.480	34.764	36.870	37.846	272.5	2:24:34.179							
52	1:50.676	34.573	37.385	38.718	275.9	2:26:24.855							
53	1:49.407	34.717	37.014	37.676	272.5	2:28:14.262							
54	1:52.924	34.997	37.398	40.529	271.8	2:30:07.186							
55	1:49.108	34.643	36.968	37.497	273.2	2:31:56.294							
56	1:55.643B	34.772	37.224	43.647	271.8	2:33:51.937							
57	9:32.838	8:16.963	38.112	37.763	192.4	2:43:24.775							
58	1:50.257	35.622	37.054	37.581	263.2	2:45:15.032							
59	1:50.833	35.584	37.591	37.658	255.8	2:47:05.865							
60	1:49.041	34.795	36.926	37.320	272.5	2:48:54.906							
61	1:49.015	34.791	36.983	37.241	269.8	2:50:43.921							
62	1:51.196	34.714	36.957	39.525	273.2	2:52:35.117							
63	1:49.749	35.355	37.020	37.374	270.4	2:54:24.866							
64	2:42.839B	49.193	57.079	56.567	174.0	2:57:07.705							
65	20:01.215	...	40.238	39.768	183.3	3:17:08.920							
66	1:51.949	35.603	38.037	38.309	256.4	3:19:00.869							
67	1:50.041	34.972	37.257	37.812	269.1	3:20:50.910							
68	1:50.155	34.745	37.950	37.460	271.1	3:22:41.065							
69	1:48.830	34.692	36.863	37.275	270.4	3:24:29.895							
70	1:48.509	34.703	36.738	37.068	273.2	3:26:18.404							
71	1:48.620	34.723	36.804	37.093	271.8	3:28:07.024							
72	1:48.790	34.661	36.924	37.205	271.1	3:29:55.814							
73	2:02.588B	35.387	38.770	48.431	271.8	3:31:58.402							

65		PARAVAN GmbH		Mercedes AMG GT3		
		1.Roland ARNOLD				
1	1:03:24.842	...	1:00.696	56.434	70.7	1:03:24.842
2	2:20.348	46.363	45.634	48.351	138.1	1:05:45.190
3	2:08.225	41.226	43.143	43.856	205.5	1:07:53.415
4	2:06.578	38.760	43.719	44.099	195.5	1:09:59.993
5	2:01.594	37.442	41.720	42.432	241.6	1:12:01.587
6	1:56.524	36.076	39.781	40.667	236.3	1:13:58.111
7	1:56.620	35.634	40.433	40.553	265.2	1:15:54.731
8	1:55.207	35.298	39.879	40.030	270.4	1:17:49.938
9	1:55.304	35.505	39.801	39.998	257.6	1:19:45.242
10	1:54.801	35.280	39.848	39.673	271.1	1:21:40.043
11	1:55.261	35.456	39.797	40.008	269.1	1:23:35.304
12	1:54.428	35.466	39.291	39.671	266.5	1:25:29.732
13	1:54.906	35.800	39.519	39.587	260.1	1:27:24.638
14	1:54.378	35.565	39.186	39.627	267.1	1:29:19.016

133		SVC The Motorsport Group		Lamborghini Huracan GT3		
		1.Cedric MEZARD				
1	1:47:53.414	...	49.582	48.894	123.1	1:47:53.414
2	2:04.410	39.924	42.217	42.269	212.8	1:49:57.824
3	1:56.375	36.693	39.206	40.476	255.2	1:51:54.199
4	1:54.130	35.864	38.628	39.638	264.5	1:53:48.329
5	2:06.563B	35.967	38.834	51.762	263.2	1:55:54.892
6	7:13.659	5:39.767	48.996	44.896	176.2	2:03:08.551
7	2:00.109	39.277	40.465	40.367	211.9	2:05:08.660
8	1:52.962	35.676	38.341	38.945	265.2	2:07:01.622
9	1:52.316	35.367	38.073	38.876	265.2	2:08:53.938
10	1:51.582	35.464	37.754	38.364	265.8	2:10:45.520
11	2:15.035B	37.677	41.832	55.526	267.1	2:13:00.555
12	50:13.436	...	41.157	40.383	136.2	3:03:13.991
13	1:54.473	36.724	38.512	39.237	265.2	3:05:08.464
14	1:53.531	35.605	38.896	39.030	265.8	3:07:01.995
15	1:52.566	35.566	38.052	38.948	263.9	3:08:54.561
16	1:52.963	35.727	38.404	38.832	265.2	3:10:47.524
17	1:51.568	35.538	37.674	38.356	266.5	3:12:39.092
18	1:52.980	35.808	38.352	38.820	265.8	3:14:32.072
19	1:52.527	35.663	38.251	38.613	267.1	3:16:24.599
20	1:51.685	35.546	37.629	38.510	265.2	3:18:16.284
21	2:00.063	42.289	38.975	38.799	266.5	3:20:16.347
22	1:52.447	35.687	38.149	38.611	266.5	3:22:08.794
23	1:51.583	35.414	37.769	38.400	265.2	3:24:00.377
24	2:18.868B	35.417	37.729	1:05.722	266.5	3:26:19.245

400		Rutronik Racing		Audi R8 LMS Ultra		
		1.Florian BURKENSTEIN				
1	1:08:50.919	...	44.094	44.754	186.8	1:08:50.919
2	1:59.733	37.679	40.826	41.228	253.4	1:10:50.652
3	1:56.382	36.090	39.984	40.308	255.8	1:12:47.034
4	1:54.081	35.514	38.928	39.639	269.1	1:14:41.115
5	1:56.641	35.409	40.007	41.225	267.1	1:16:37.756
6	2:02.244B	35.589	39.580	47.075	264.5	1:18:40.000
7	48:33.682	...	43.444	43.715	191.7	2:07:13.682
8	2:09.659B	36.703	41.126	51.830	249.9	2:09:23.341
9	4:22.322	2:58.174	41.680	42.468	204.0	2:13:45.663
10	1:59.463	36.566	41.215	41.682	258.2	2:15:45.126
11	2:08.727B	36.645	40.994	51.088	251.1	2:17:53.853
12	4:55.220	3:31.457	41.776	41.987	205.9	2:22:49.073
13	1:57.979	36.368	40.221	41.390	251.1	2:24:47.052



Gedlich Trackdays Monza 11-12.05.2022 Morning Test

Sector Analysis

— Invalidated Lap ■ Personal Best ■ Session Best B Crossing the pit lane

Lap	Time	Sector 1	Sector 2	Sector 3	T.Spd	Elapsed	Lap	Time	Sector 1	Sector 2	Sector 3	T.Spd	Elapsed		
14	2:08.682	B	36.082	40.467	52.133	255.8	2:26:55.734	16	1:53.221	36.069	38.299	38.853	249.9	1:24:35.427	
15	4:48.843		3:24.859	41.900	42.084	205.5	2:31:44.577	17	2:07.279	B	35.447	38.161	53.671	270.4	1:26:42.706
16	1:58.791		36.826	40.468	41.497	247.1	2:33:43.368	18	38:58.535		...	40.535	40.935	195.2	2:05:41.241
17	2:10.951	B	36.509	40.727	53.715	253.4	2:35:54.319	19	1:53.347		35.848	38.275	39.224	255.8	2:07:34.588
18	28:42.379		...	42.767	41.930	200.2	3:04:36.698	20	1:52.347		35.473	38.078	38.796	267.8	2:09:26.935
19	3:10.912	B	50.244	1:13.968	1:06.700	244.3	3:07:47.610	21	1:51.992		35.523	37.887	38.582	268.4	2:11:18.927

401 SVC The Motorsport Group
1. Tramier GEORGES
Porsche 997 GT3 Cup

1	1:28:53.311		...	53.488	56.552	147.3	1:28:53.311
2	2:24.362		43.857	48.555	51.950	208.7	1:31:17.673
3	2:21.261		42.706	48.443	50.112	221.4	1:33:38.934
4	2:18.670		41.992	46.878	49.800	248.8	1:35:57.604
5	2:19.309		42.764	46.126	50.419	227.9	1:38:16.913
6	2:33.087	B	41.598	48.280	1:03.209	233.3	1:40:50.000
7	8:01.739		6:25.233	47.171	49.335	177.9	1:48:51.739
8	2:19.231		42.064	46.682	50.485	202.8	1:51:10.970
9	2:16.331		41.094	46.224	49.013	227.9	1:53:27.301
10	2:16.603		41.352	46.424	48.827	221.9	1:55:43.904
11	2:37.145	B	40.807	50.015	1:06.323	243.8	1:58:21.049
12	22:56.517		...	47.053	47.628	154.4	2:21:17.566
13	2:13.828		40.904	44.890	48.034	246.5	2:23:31.394
14	2:13.488		40.797	45.072	47.619	224.2	2:25:44.882
15	2:14.615		41.474	45.313	47.828	253.4	2:27:59.497
16	2:31.406	B	40.688	45.467	1:05.251	216.6	2:30:30.903
17	10:58.134		9:23.514	46.176	48.444	174.8	2:41:29.037
18	2:18.227		43.587	47.468	47.172	198.8	2:43:47.264
19	2:15.581		40.468	46.399	48.714	222.8	2:46:02.845
20	2:12.022		40.528	44.625	46.869	217.0	2:48:14.867
21	2:11.671		40.642	44.526	46.503	221.4	2:50:26.538
22	2:11.555		40.215	44.171	47.169	203.6	2:52:38.093
23	2:36.456	B	41.177	45.819	1:09.460	206.3	2:55:14.549
24	12:32.756		...	45.884	48.327	159.2	3:07:47.305
25	2:11.623		40.871	44.602	46.150	240.5	3:09:58.928
26	2:13.504		41.007	45.339	47.158	233.3	3:12:12.432
27	2:11.248		40.686	44.258	46.304	252.8	3:14:23.680
28	2:36.264	B	44.358	45.381	1:06.525	262.6	3:16:59.944

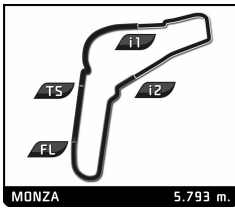
402 PZ 5 Seen
1. Jörg DREISOW
2. Manuel LAUCK
Porsche 911 GT3 R

1	25:10.639		...	39.457	39.589	190.4	25:10.639
2	1:52.201		35.006	38.044	39.151	273.2	27:02.840
3	1:52.043		35.075	37.958	39.010	272.5	28:54.883
4	1:51.314		34.870	37.758	38.686	273.2	30:46.197
5	2:06.359	B	37.181	39.179	49.999	235.3	32:52.556
6	32:52.117		...	40.797	40.390	205.5	1:05:44.673
7	1:54.737		35.582	39.792	39.363	269.1	1:07:39.410
8	1:52.841		35.511	38.299	39.031	269.1	1:09:32.251
9	1:52.440		35.466	37.950	39.024	269.1	1:11:24.691
10	1:51.947		35.165	37.892	38.890	271.1	1:13:16.638
11	1:53.454		35.710	38.450	39.294	269.8	1:15:10.092
12	1:52.774		35.326	38.161	39.287	269.8	1:17:02.866
13	1:53.424		35.654	38.305	39.465	269.8	1:18:56.290
14	1:52.679		35.379	37.998	39.302	269.8	1:20:48.969
15	1:53.237		35.468	38.302	39.467	269.1	1:22:42.206

22	1:52.552		35.417	38.184	38.951	267.8	2:13:11.479
23	1:52.523		35.282	38.189	39.052	269.8	2:15:04.002
24	1:53.236		35.152	38.736	39.348	272.5	2:16:57.238
25	1:52.461		35.272	38.000	39.189	267.8	2:18:49.699
26	1:52.134		35.282	37.997	38.855	271.1	2:20:41.833
27	1:52.772		35.367	38.001	39.404	269.8	2:22:34.605
28	1:53.122		35.426	38.380	39.316	269.8	2:24:27.727
29	1:52.630		35.332	38.097	39.201	269.8	2:26:20.357
30	1:52.680		35.372	38.208	39.100	269.8	2:28:13.037
31	1:57.538		37.691	38.222	41.625	268.4	2:30:10.575
32	1:53.335		36.038	38.167	39.130	273.2	2:32:03.910
33	1:52.821		35.368	38.231	39.222	269.1	2:33:56.731
34	1:52.486		35.454	38.093	38.939	269.1	2:35:49.217
35	1:53.565		35.369	39.135	39.061	269.8	2:37:42.782
36	1:52.941		35.394	38.480	39.067	269.8	2:39:35.723
37	1:54.318		36.977	38.357	38.984	268.4	2:41:30.041
38	1:54.068		36.301	38.498	39.269	257.6	2:43:24.109
39	1:54.958		37.055	38.588	39.315	269.1	2:45:19.067
40	1:53.134		35.478	38.534	39.122	248.8	2:47:12.201
41	1:52.361		35.372	38.164	38.825	270.4	2:49:04.562
42	1:54.278		37.021	38.212	39.045	182.4	2:50:58.840
43	1:52.372		35.354	38.172	38.846	272.5	2:52:51.212
44	7:06.651	B	35.334	5:37.106	54.211	271.1	2:59:57.863

405 Rutronik Racing
1. Thomas RUDEL
2. Luca ENGSTLER
Audi R8 LMS

1	21:29.508	B	...	47.479	51.910	136.8	21:29.508
2	6:34.943	B	5:03.544	42.386	49.013	193.1	28:04.451
3	3:22.834		2:00.498	40.861	41.475	205.9	31:27.285
4	1:55.474		35.849	39.658	39.967	264.5	33:22.759
5	1:53.288		35.421	38.496	39.371	270.4	35:16.047
6	1:53.033		35.087	38.702	39.244	271.8	37:09.080
7	1:52.591		35.367	38.289	38.935	270.4	39:01.671
8	1:52.308		35.405	38.031	38.872	269.8	40:53.979
9	1:51.634		35.091	37.844	38.699	270.4	42:45.613
10	1:51.674		35.013	37.860	38.801	270.4	44:37.287
11	1:51.358		35.007	37.829	38.522	271.1	46:28.645
12	1:51.639		35.117	37.841	38.681	269.8	48:20.284
13	1:51.476		35.129	37.837	38.510	270.4	50:11.760
14	1:53.178		34.969	37.699	40.510	270.4	52:04.938
15	1:51.433		35.058	37.834	38.541	269.8	53:56.371
16	1:58.359	B	35.100	37.690	45.569	269.8	55:54.730
17	8:35.502		7:10.862	43.276	41.364	132.4	1:04:30.232
18	1:54.813		36.020	39.472	39.321	267.1	1:06:25.045
19	1:51.169		35.239	37.624	38.306	271.8	1:08:16.214
20	1:50.474		34.938	37.488	38.048	273.2	1:10:06.688
21	1:52.919		35.397	38.193	39.329	273.9	1:11:59.607
22	1:50.809		34.870	37.701	38.238	272.5	1:13:50.416
23	1:50.356		34.960	37.463	37.933	271.1	1:15:40.772
24	1:50.606		34.865	37.698	38.043	271.8	1:17:31.378



Gedlich Trackdays

Monza 11-12.05.2022

Morning Test

Sector Analysis

— Invalidated Lap ■ Personal Best ■ Session Best B Crossing the pit lane

Lap	Time	Sector 1	Sector 2	Sector 3	T.Spd	Elapsed	Lap	Time	Sector 1	Sector 2	Sector 3	T.Spd	Elapsed
25	1:50.263	34.755	37.398	38.110	272.5	1:19:21.641	23	6:40.484	5:19.461	40.255	40.768	201.0	2:13:06.670
26	1:50.825	34.808	37.358	38.659	272.5	1:21:12.466	24	1:55.591	35.587	39.791	40.213	276.6	2:15:02.261
27	1:51.147	35.132	37.692	38.323	270.4	1:23:03.613	25	2:07.155B	35.486	41.283	50.386	276.6	2:17:09.416
28	1:50.487	34.888	37.409	38.190	273.2	1:24:54.100	26	5:45.730	4:26.179	39.257	40.294	212.8	2:22:55.146
29	1:58.089B	34.989	37.477	45.623	271.1	1:26:52.189	27	1:54.902	35.215	39.664	40.023	275.2	2:24:50.048
30	36:49.505	...	41.579	41.944	194.1	2:03:41.694	28	2:02.405B	35.378	39.202	47.825	269.8	2:26:52.453
31	2:04.584B	37.679	39.585	47.320	177.9	2:05:46.278	29	5:47.133	4:27.458	39.116	40.559	212.8	2:32:39.586
32	4:53.835	3:33.447	39.715	40.673	204.0	2:10:40.113	30	1:54.219	35.307	39.318	39.594	270.4	2:34:33.805
33	1:55.606	35.881	39.428	40.297	266.5	2:12:35.719	31	2:02.832B	35.175	39.278	48.379	277.3	2:36:36.637
34	2:04.149B	35.882	39.600	48.667	267.1	2:14:39.868	32	5:05.601	3:46.128	38.875	40.598	216.6	2:41:42.238
35	5:18.575	3:59.205	39.149	40.221	204.7	2:19:58.443	33	1:55.344	35.431	39.840	40.073	269.1	2:43:37.582
36	1:55.419	35.689	39.247	40.483	266.5	2:21:53.862	34	2:03.131B	35.157	38.959	49.015	270.4	2:45:40.713
37	2:03.891B	36.281	39.247	48.363	266.5	2:23:57.753	35	5:20.952	4:01.826	39.401	39.725	183.0	2:51:01.665
38	5:17.659	3:58.024	39.496	40.139	194.8	2:29:15.412	36	1:53.340	34.856	38.881	39.603	274.5	2:52:55.005
39	1:54.952	35.868	39.153	39.931	266.5	2:31:10.364	37	2:07.442B	34.727	39.401	53.314	280.9	2:55:02.447
40	2:03.242B	35.599	39.263	48.380	267.8	2:33:13.606	38	26:10.682	...	42.000	40.996	169.6	3:21:13.129
41	4:55.855	3:36.794	38.981	40.080	202.8	2:38:09.461	39	1:55.403	35.611	39.316	40.476	269.1	3:23:08.532
42	1:54.592	35.922	38.844	39.826	265.8	2:40:04.053	40	2:05.084B	35.352	39.951	49.781	278.1	3:25:13.616
43	2:03.965B	36.079	39.107	48.779	267.1	2:42:08.018	407 Street Art Racing 1.Jahid F-KARIM 2.Julien DARRAS Aston Martin GT4						
44	5:05.952	3:45.844	40.396	39.712	190.7	2:47:13.970	1	30:59.753	...	46.388	46.920	142.5	30:59.753
45	1:55.497	35.691	39.314	40.492	269.8	2:49:09.467	2	2:06.855	39.575	42.961	44.319	233.8	33:06.608
46	2:03.019B	35.980	39.036	48.003	269.8	2:51:12.486	3	2:04.019	37.831	42.328	43.860	260.7	35:10.627
47	11:57.804	...	40.239	39.978	150.8	3:03:10.290	4	2:03.520	37.990	42.293	43.237	251.7	37:14.147
48	1:54.812	35.815	39.391	39.606	265.8	3:05:05.102	5	2:05.467	38.982	42.060	44.425	251.1	39:19.614
49	2:03.333B	35.802	40.302	47.229	267.1	3:07:08.435	6	2:17.103	42.351	47.201	47.551	196.2	41:36.717
50	4:32.294	3:13.010	39.443	39.841	199.9	3:11:40.729	7	2:04.906	38.720	42.277	43.909	248.2	43:41.623
51	1:54.450	35.683	38.758	40.009	267.8	3:13:35.179	8	2:02.426	37.965	41.740	42.721	250.5	45:44.049
52	2:03.948B	35.769	39.049	49.130	267.8	3:15:39.127	9	2:25.951B	41.414	46.379	58.158	222.8	48:10.000
53	4:57.365	3:38.424	39.006	39.935	200.6	3:20:36.492	10	23:47.478	...	47.817	46.697	151.4	1:11:57.478
54	1:54.149	35.545	38.863	39.741	267.8	3:22:30.641	11	2:09.887	43.816	43.021	43.050	176.2	1:14:07.365
55	2:02.711B	35.594	38.828	48.289	267.8	3:24:33.352	12	2:01.955	37.953	41.304	42.698	255.2	1:16:09.320
406 Rutronik Racing 1.Evi EIZENHAMMER Audi R8 LMS							13	2:03.372	37.842	42.758	42.772	255.8	1:18:12.692
1	34:28.515	...	49.682	49.545	147.1	34:28.515	14	2:01.460	37.616	41.350	42.494	259.5	1:20:14.152
2	2:02.603	38.208	42.399	41.996	200.2	36:31.118	15	2:16.381B	39.995	42.616	53.770	219.6	1:22:30.533
3	1:54.034	35.422	38.803	39.809	262.6	38:25.152	16	4:44.216	3:16.923	42.882	44.411	175.9	1:27:14.749
4	1:52.580	34.892	38.231	39.457	278.8	40:17.732	17	2:01.806	37.807	41.216	42.783	258.9	1:29:16.555
5	1:52.829	34.817	38.445	39.567	275.9	42:10.561	18	2:17.110B	37.420	44.938	54.752	259.5	1:31:33.665
6	1:54.512	35.871	38.772	39.869	280.9	44:05.073	19	3:25.286	2:01.285	41.450	42.551	165.2	1:34:58.951
7	2:02.967B	34.902	40.649	47.416	269.8	46:08.040	20	2:02.156	38.320	41.667	42.169	260.1	1:37:01.107
8	18:20.864	...	43.193	40.929	140.1	1:04:28.904	21	2:02.473	37.815	42.116	42.542	255.8	1:39:03.580
9	1:55.298	36.654	38.142	40.502	277.3	1:06:24.202	22	2:21.022B	39.067	41.842	1:00.113	235.8	1:41:24.602
10	1:50.530	34.779	37.246	38.505	279.5	1:08:14.732	23	37:42.674	...	44.827	45.435	135.6	2:19:07.276
11	1:47.442	33.810	36.637	36.995	283.9	1:10:02.174	24	2:04.624	37.663	43.946	43.015	254.0	2:21:11.900
12	1:55.988	39.249	37.282	39.457	214.0	1:11:58.162	25	2:01.703	37.622	41.324	42.757	257.6	2:23:13.603
13	1:47.187	33.758	36.517	36.912	286.1	1:13:45.349	26	2:02.158	37.950	41.494	42.714	252.8	2:25:15.761
14	1:54.641	38.587	37.749	38.305	162.5	1:15:39.990	27	2:02.125	38.032	41.432	42.661	249.9	2:27:17.886
15	1:49.800	34.837	37.344	37.619	283.1	1:17:29.790	28	2:04.557	39.408	42.390	42.759	251.7	2:29:22.443
16	1:51.080	35.581	36.912	38.587	252.3	1:19:20.870	29	2:01.361	37.833	41.321	42.207	252.8	2:31:23.804
17	1:50.287	34.737	37.183	38.367	272.5	1:21:11.157	30	2:01.347	37.815	41.035	42.497	255.2	2:33:25.151
18	1:50.845	35.879	36.978	37.988	270.4	1:23:02.002	31	2:22.424B	40.939	42.023	59.462	239.5	2:35:47.575
19	1:46.980	33.613	36.510	36.857	285.4	1:24:48.982							
20	2:01.483B	36.620	39.436	45.427	284.6	1:26:50.465							
21	37:29.518	...	45.822	45.159	145.5	2:04:19.983							
22	2:06.203B	36.487	40.434	49.282	228.4	2:06:26.186							