

Curbstone Track Events

Monza 24-25.04.2023

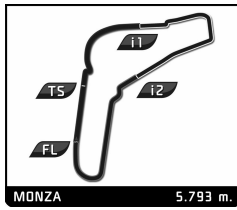
ClubSport Challenge Session 4

Sector Analysis

— Invalidated Lap ■ Personal Best ■ Session Best B Crossing the pit lane

Lap	Time	Sector 1	Sector 2	Sector 3	T.Sp	Elapsed	Lap	Time	Sector 1	Sector 2	Sector 3	T.Sp	Elapsed
1 GARFIELT Q1-TRACKDAY EXPERIENCE PORSCHE 992 CUP							8	1:56.071	35.710	39.770	40.591	274.5	16:35.219
1	5:39.551	4:06.949	46.399	46.203	157.1	5:39.551	9	2:16.332B	36.143	42.156	58.033	257.0	18:51.551
2	2:04.674	37.956	43.200	43.518	255.2	7:44.225	10	5:01.049	3:38.515	41.429	41.105	173.7	23:52.600
3	2:01.506	37.185	42.099	42.222	265.2	9:45.731	11	1:59.103	38.699	40.534	39.870	204.4	25:51.703
4	2:03.184	38.879	42.097	42.208	210.3	11:48.915	12	1:53.591	34.861	39.832	38.898	267.8	27:45.294
5	2:02.361	38.223	41.602	42.536	246.0	13:51.276	13	1:54.202	34.906			254.6	29:39.496
6	2:04.899	37.161	43.832	43.906	255.2	15:56.175	14	2:03.588	35.132	47.017	41.439	273.2	31:43.084
7	2:05.895	40.066	41.792	44.037	235.3	18:02.070	15	1:52.662	34.608	39.164	38.890	278.8	33:35.746
8	2:00.960	36.657	41.866	42.437	259.5	20:03.030	16	1:55.931	35.240	39.879	40.812	273.9	35:31.677
9	2:04.594	38.020	43.404	43.170	239.5	22:07.624							
10	2:01.388	37.409	41.458	42.521	269.1	24:09.012	5 MERIC PRESTIGE RACING ASTON MARTIN GT4						
11	2:01.377	37.461	41.149	42.767	268.4	26:10.389	1	4:20.361	2:43.474	48.647	48.240	154.7	4:20.361
12	2:01.965	38.345	41.217	42.403	192.4	28:12.354	2	2:12.785	41.280	46.159	45.346	198.8	6:33.146
13	2:01.061	37.758	41.549	41.754	265.2	30:13.415	3	2:12.089	41.788	45.448	44.853	202.5	8:45.235
14	2:03.030	37.160	43.202	42.668	260.1	32:16.445	4	2:12.681	40.388	47.615	44.678	210.7	10:57.916
15	1:59.312	36.633	40.877	41.802	264.5	34:15.757	5	2:06.646	39.372	43.785	43.489	232.3	13:04.562
16	1:59.267	36.390	40.754	42.123	270.4	36:15.024	6	2:06.344	38.635	43.882	43.827	233.3	15:10.906
							7	2:04.292	38.891	42.589	42.812	215.3	17:15.198
							8	2:16.098B	38.275	44.098	53.725	234.8	19:31.296
							9	5:12.117	3:42.608	46.192	43.317	176.8	24:43.413
							10	2:05.465	39.071	42.855	43.539	232.3	26:48.878
							11	2:05.325	38.494	43.120	43.711	242.7	28:54.203
							12	2:07.970	38.638	45.118	44.214	244.3	31:02.173
							13	2:09.866	38.739	43.825	47.302	243.2	33:12.039
							14	2:06.616	38.732	43.355	44.529	235.3	35:18.655
2 HOOFT MAISON PEINTURE PORSCHE GT3							6 PERSONNIC PERSONNIC PORSCHE GT4 RS						
1	6:01.574	4:25.274	48.550	47.750	170.9	6:01.574	1	23:28.304	...	47.498	46.016	145.5	23:28.304
2	2:09.944	41.296	44.348	44.300	203.6	8:11.518	2	2:11.493	40.811	44.236	46.446	203.2	25:39.797
3	2:06.142	38.446	44.410	43.286	227.4	10:17.660	3	2:16.264	41.716	47.647	46.901	187.4	27:56.061
4	2:02.889	38.386	42.380	42.123	212.3	12:20.549	4	2:13.918	41.559	45.055	47.304	181.2	30:09.979
5	2:02.545	37.832	42.575	42.138	263.2	14:23.094	5	2:16.500	40.541	48.728	47.231	199.9	32:26.479
6	2:24.351	43.117	51.316	49.918	265.2	16:47.445	6	2:13.530	41.746	44.612	47.172	174.2	34:40.009
7	2:29.484	52.186	51.112	46.186	153.6	19:16.929	7	2:11.121	40.287	44.009	46.825	217.4	36:51.130
8	2:04.764	39.165	43.037	42.562	217.9	21:21.693	8 KLENOV KLENOV MERCEDES AMG GT BLACK SERIES						
9	2:06.981	38.431	42.722	45.828	217.4	23:28.674	1	6:59.206	5:28.234	45.363	45.609	161.1	6:59.206
10	2:06.337	40.145	43.048	43.144	189.7	25:35.011	2	2:05.743	39.183	43.628	42.932		9:04.949
11	2:02.384	38.211	42.116	42.057	224.2	27:37.395	3	2:03.004	38.113	42.584	42.307		11:07.953
12	2:08.851	38.432	43.894	46.525	219.2	29:46.246	4	2:04.189	39.194	42.777	42.218		13:12.142
13	2:29.090	45.730	52.961	50.399	175.9	32:15.336	5	2:04.556	37.207	42.684	44.665		15:16.698
14	2:13.386	39.397	42.337	51.652	223.7	34:28.722	6	2:03.941	38.796	42.810	42.335	222.8	17:20.639
15	2:35.328B	48.571	49.898	56.859	167.8	37:04.050	7	2:01.753	36.871	41.928	42.954	253.4	19:22.392
							8	2:10.130	38.440	44.149	47.541		21:32.522
							9	2:09.993	37.664	43.286	49.043	255.8	23:42.515
							10	2:43.058	48.268	56.309	58.481		26:25.573
3 IVAYLO 999-IVAYLO ASENOV EOOD MCLAREN 720S							9 MAKSIMOV MAKSIMOV PORSCHE GT4 CS						
1	5:38.266	4:03.429	47.690	47.147	110.4	5:38.266	1	4:06.181	2:26.595	55.205	44.381	145.5	4:06.181
2	2:28.341B	38.433	48.277	1:01.631	244.3	8:06.607	2	2:00.767	37.779	41.495	41.493	254.0	6:06.948
3	3:58.022	2:35.951	40.453	41.618	167.0	12:04.629	3	2:00.511	37.413	41.891	41.207	258.9	8:07.459
4	2:08.907	39.898	44.838	44.171	208.7	14:13.536	4	1:58.884	37.423	40.428	41.033	258.2	10:06.343
5	1:59.272	36.585	40.726	41.961	221.9	16:12.808	5	2:05.591B	37.486	40.886	47.219	257.6	12:11.934
6	2:35.712B	41.772	46.863	1:07.077	187.8	18:48.520							
7	3:19.459B	1:21.776	51.445	1:06.238	93.1	22:07.979							
4 BOUTSEN BOUTSEN VDS RACING LAMBORGHINI SUPER TROFEO													
1	2:22.904	53.702	44.510	44.692	177.6	2:22.904							
2	2:08.249	37.904	43.846	46.499	235.8	4:31.153							
3	2:00.616	36.617	41.167	42.832	244.9	6:31.769							
4	2:08.601	37.808	46.011	44.782	262.6	8:40.370							
5	1:58.933	36.414	40.888	41.631	249.9	10:39.303							
6	2:01.257	35.927	43.227	42.103	241.1	12:40.560							
7	1:58.588	36.553	40.608	41.427	264.5	14:39.148							





Curbstone Track Events

Monza 24-25.04.2023

ClubSport Challenge Session 4

Sector Analysis

— Invalidated Lap ■ Personal Best ■ Session Best B Crossing the pit lane

Lap	Time	Sector 1	Sector 2	Sector 3	T.Sp	Elapsed	Lap	Time	Sector 1	Sector 2	Sector 3	T.Sp	Elapsed
6	3:15.539	1:52.142	40.619	42.778	193.5	15:27.473	13	1:57.626	36.336	39.995	41.295	258.2	27:52.603
7	1:59.257	37.425	40.792	41.040	258.9	17:26.730	14	1:58.135	36.968	40.251	40.916	255.2	29:50.738
8	2:01.593	39.346	41.089	41.158	259.5	19:28.323	15	2:02.773	37.037	44.251	41.485	230.3	31:53.511
9	1:58.800	37.474	39.643	41.683	257.6	21:27.123	16	1:58.454	36.565	40.803	41.086	262.0	33:51.965
10	1:59.601	37.538	40.631	41.432	257.6	23:26.724	17	1:59.182	36.460	40.185	42.537	264.5	35:51.147
11	1:59.375	37.704	40.693	40.978	257.6	25:26.099							
12	1:58.009	36.367	40.549	41.093	258.2	27:24.108							
13	1:58.770	38.009	39.841	40.920	258.9	29:22.878							
14	1:58.592	37.260	40.094	41.238	259.5	31:21.470							
15	1:58.360	37.387	39.813	41.160	260.1	33:19.830							
16	2:11.797 B	37.853	42.464	51.480	253.4	35:31.627							

10 FORGIONE
MODENA CARS FERRARI 458 CHALLENGE

1	5:11.155	3:30.006	51.750	49.399	148.3	5:11.155
2	2:12.497	40.354	47.201	44.942	207.1	7:23.652
3	2:01.018	36.872	41.474	42.672	247.1	9:24.670
4	2:01.909	36.482	41.610	43.817	263.9	11:26.579
5	2:00.983	37.429	41.491	42.063	247.1	13:27.562
6	2:01.919	37.758	41.043	43.118	220.1	15:29.481
7	1:58.842	36.195	40.792	41.855	246.5	17:28.323
8	1:58.670	36.152	40.612	41.906	255.8	19:26.993
9	2:19.693 B	36.371	42.529	1:00.793	249.4	21:46.686
10	9:56.253	8:27.624	45.302	43.327	196.2	31:42.939
11	2:00.949	37.428	42.003	41.518	214.4	33:43.888
12	2:04.385	39.691	41.995	42.699	223.2	35:48.273

11 TONI
TONI PORSCHE GT3 RS

1	6:52.263	5:19.971	46.475	45.817	137.4	6:52.263
2	2:08.097	39.078	44.485	44.534	213.6	9:00.360
3	2:06.947	38.442	43.900	44.605	223.7	11:07.307
4	2:12.080	40.316	46.793	44.971	205.9	13:19.387
5	2:21.911 B	38.815	43.351	59.745	236.3	15:41.298
6	4:43.075	3:16.165	43.089	43.821	195.2	20:24.373
7	2:05.419	38.498	43.047	43.874	240.5	22:29.792
8	2:10.130	40.083	44.224	45.823	232.3	24:39.922
9	2:06.259	38.337	43.881	44.041	244.3	26:46.181
10	2:05.348	38.149	43.180	44.019	246.5	28:51.529
11	2:06.974	38.396	44.651	43.927	234.3	30:58.503
12	2:09.872	38.360	46.359	45.153	235.3	33:08.375
13	2:38.761 B	39.786	48.667	1:10.308	200.2	35:47.136

12 LUKOVNIKOV
LUKOVNIKOV PORSCHE GT3 CUP MR

1	3:51.441	2:20.512	44.834	46.095	186.2	3:51.441
2	2:05.524	38.949	43.750	42.825	246.5	5:56.965
3	2:00.934	37.696	41.248	41.990	257.0	7:57.899
4	2:00.007	37.427	41.261	41.319	232.3	9:57.906
5	2:00.229	37.211	40.545	42.473	257.0	11:58.135
6	1:59.545	36.806	41.234	41.505	258.9	13:57.680
7	1:59.080	37.077	40.698	41.305	254.0	15:56.760
8	2:01.672	38.247	41.805	41.620	264.5	17:58.432
9	2:00.188	36.988	41.361	41.839	256.4	19:58.620
10	1:58.555	36.584	40.609	41.362	259.5	21:57.175
11	1:58.500	36.874	40.430	41.196	259.5	23:55.675
12	1:59.302	36.836	41.867	40.599	260.7	25:54.977

13 FLEISCH
LAMBORGHINI GENÈVE LAMBORGHINI HURACAN

1	4:36.365	2:53.696	49.857	52.812	130.7	4:36.365
2	2:22.426 B	42.223	45.528	54.675	184.0	6:58.791
3	4:59.786	3:25.961	46.610	47.215	131.8	11:58.577
4	2:17.851	41.762	46.674	49.415	179.7	14:16.428
5	2:10.118	40.284	44.806	45.028	211.5	16:26.546
6	2:37.407 B	43.190	53.286	1:00.931	190.7	19:03.953

14 SCHELLING
MODENA CARS FERRARI F8 TRIBUTO

1	3:11.498	1:24.986	51.798	54.714	111.5	3:11.498
2	2:15.479	44.394	44.314	46.771	158.7	5:26.977
3	2:06.341	39.574	42.670	44.097	195.2	7:33.318
4	2:03.252	37.492	41.959	43.801	210.3	9:36.570
5	2:04.134	37.781	42.286	44.067	205.9	11:40.704
6	2:04.008	38.181	42.364	43.463	194.8	13:44.712
7	2:03.927	37.590	42.286	44.051	208.3	15:48.639
8	2:47.338 B	47.495	52.568	1:07.275	201.3	18:35.977

15 GILAT
MODENA CARS FERRARI 488 PISTA

1	3:15.696	1:44.288	46.376	45.032	161.5	3:15.696
2	2:12.103	40.407	44.959	46.737	181.5	5:27.799
3	2:07.462	40.099	42.846	44.517	186.5	7:35.261
4	2:04.822	38.366	42.249	44.207	199.5	9:40.083
5	2:04.771	38.770	42.200	43.801	191.4	11:44.854
6	2:04.313	38.500	41.913	43.900	195.2	13:49.167
7	2:06.359	38.545	43.660	44.154	208.3	15:55.526
8	2:08.848	38.153	43.888	46.807	218.8	18:04.374
9	3:20.317 B	56.713	1:02.515	1:21.089	150.8	21:24.691

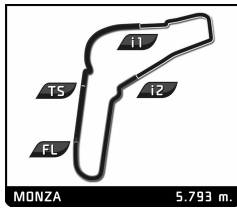
16 BENENATI SF90
MODENA CARS FERRARI SF90 STRADALE

1	5:29.608	3:39.317	52.495	57.796	135.9	5:29.608
2	2:12.466	39.921	43.489	49.056	165.7	7:42.074
3	2:00.196	37.397	41.202	41.597	238.4	9:42.270
4	2:05.202	38.749	41.391	45.062	209.5	11:47.472
5	2:17.012	40.985	50.570	45.457	211.1	14:04.484
6	1:59.702	36.825	41.319	41.558	253.4	16:04.186
7	2:20.258 B	41.109	45.770	53.379	181.5	18:24.444
8	6:01.558	4:31.769	45.377	44.412	200.2	24:26.002
9	2:01.636	36.482	43.316	41.838	268.4	26:27.638
10	1:58.549	36.462	40.500	41.587	251.7	28:26.187
11	1:57.374	35.780	40.409	41.185	270.4	30:23.561
12	2:26.962	44.703	54.313	47.946	195.2	32:50.523
13	2:12.813 B	36.508	43.444	52.861	246.5	35:03.336

18 FAVRE
MODENA CARS FERRARI 458 CHALLENGE

1	2:35.272	1:04.375	46.166	44.731	150.0	2:35.272
---	----------	----------	--------	--------	-------	----------





Curbstone Track Events

Monza 24-25.04.2023

ClubSport Challenge Session 4

Sector Analysis

— Invalidated Lap

■ Personal Best

■ Session Best

■ Crossing the pit lane

Lap	Time	Sector 1	Sector 2	Sector 3	T.Sp	Elapsed	Lap	Time	Sector 1	Sector 2	Sector 3	T.Sp	Elapsed	
2	2:04.323	38.810	42.895	42.618	237.9	4:39.595	12	2:09.253	38.013	44.160	47.080	258.9	33:13.527	
3	2:02.583	38.194	42.174	42.215	216.1	6:42.178	13	2:17.897 B	38.066	43.611	56.220	253.4	35:31.424	
4	2:05.657	36.832	44.082	44.743	260.7	8:47.835	22 BIORACING						BIORACING	
5	2:08.105	37.794	46.325	43.986	230.8	10:55.940	PRESTIGE RACING						BIORACING	
6	2:13.332	37.521	50.338	45.473	218.8	13:09.272	1	3:15.196	1:22.113	53.486	59.597	107.4	3:15.196	
7	2:02.001	36.971	41.954	43.076	242.7	15:11.273	2	2:26.639	44.987	49.743	51.909	153.8	5:41.835	
8	2:02.405	36.774	41.450	44.181	246.5	17:13.678	3	2:26.384	44.517	50.532	51.335	190.1	8:08.219	
9	2:00.062	36.942	41.230	41.890	252.8	19:13.740	4	2:20.639	41.205	48.906	50.528	211.9	10:28.858	
10	1:58.865	36.533	40.758	41.574	248.8	21:12.605	5	2:26.483	42.762	51.687	52.034	191.1	12:55.341	
11	2:00.163	37.983	40.895	41.285	211.9	23:12.768	6	2:38.473 B	43.422	50.586	1:04.465	169.3	15:33.814	
12	1:58.896	36.506	40.961	41.429	255.8	25:11.664	7	5:58.725	4:23.446	47.353	47.926	137.4	21:32.539	
13	2:14.344 B	38.910	42.279	53.155	267.8	27:26.008	8	2:17.253	41.901	47.387	47.965	192.4	23:49.792	

19 BOILLAT		FERRARI 488 CHALLENGE				
MODENA CARS						
1	6:23.585	4:28.867	57.173	57.545	95.7	6:23.585
2	2:20.664	45.259	46.911	48.494	184.6	8:44.249
3	2:11.067	40.826	46.196	44.045	209.9	10:55.316
4	2:04.801	37.582	41.997	45.222	221.4	13:00.117
5	2:06.302	39.291	43.176	43.835	221.4	15:06.419
6	2:14.682 B	38.175	43.310	53.197	189.4	17:21.101
7	3:09.542	1:43.587	42.492	43.463	165.7	20:30.643
8	2:02.155	37.038	41.617	43.500	229.9	22:32.798
9	2:04.954	38.771	42.670	43.513	210.3	24:37.752
10	2:02.463	36.794	42.750	42.919	226.0	26:40.215
11	2:12.841 B	38.285	41.005	53.551	196.6	28:53.056

20 PETRICONE		FERRARI 488 CHALLENGE				
MODENA CARS						
1	5:02.385	3:17.970	55.690	48.725	102.1	5:02.385
2	2:10.186	41.239	44.737	44.210	190.1	7:12.571
3	2:08.254	39.965	42.488	45.801	180.6	9:20.825
4	2:06.052	39.000	42.054	44.998	215.7	11:26.877
5	2:04.647	39.336	41.901	43.410	204.7	13:31.524
6	2:05.084	38.559	42.604	43.921	214.9	15:36.608
7	2:01.570	37.906	41.114	42.550	210.3	17:38.178
8	2:15.500 B	40.920	42.269	52.311	215.3	19:53.678
9	4:53.901	3:19.353	48.892	45.656	145.7	24:47.579
10	2:07.485	39.594	43.502	44.389	248.2	26:55.064
11	2:05.808	38.087	42.919	44.802	233.8	29:00.872
12	2:12.364	40.143	47.296	44.925	252.8	31:13.236
13	2:04.795	38.271	43.160	43.364	198.4	33:18.031
14	2:04.268	37.892	41.745	44.631	239.5	35:22.299

21 POLLI		FERRARI 488 CHALLENGE				
MODENA CARS						
1	3:53.203	2:04.801	53.863	54.539	157.3	3:53.203
2	2:29.815	45.872	51.076	52.867	188.1	6:23.018
3	2:30.312	45.755	51.750	52.807	195.2	8:53.330
4	2:28.529	44.894	50.385	53.250	179.1	11:21.859
5	2:23.262	44.270	48.370	50.622	197.0	13:45.121
6	2:34.509 B	42.127	50.025	1:02.357	203.2	16:19.630
7	6:05.353	4:31.730	45.951	47.672	181.5	22:24.983
8	2:09.626	39.130	44.485	46.011	242.1	24:34.609
9	2:08.572	39.024	43.123	46.425	251.1	26:43.181
10	2:09.506	38.657	44.830	46.019	251.1	28:52.687
11	2:11.587	38.810	47.344	45.433	236.9	31:04.274

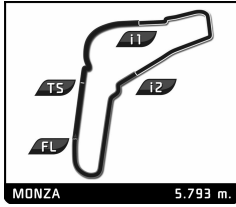
22 BIORACING		FERRARI 488 CHALLENGE				
MODENA CARS						
1	8:44.196	7:18.765	42.754	42.677	148.1	8:44.196
2	1:56.016	36.443	39.520	40.053	225.1	10:40.212
3	1:58.949	35.253	43.808	39.888	262.0	12:39.161
4	1:52.253	34.367	38.574	39.312	278.8	14:31.414
5	2:06.663 B	34.521	39.718	52.424	278.1	16:38.077
6	9:39.561	8:17.749	41.020	40.792	179.7	26:17.638
7	1:55.447	35.582	40.451	39.414	258.2	28:13.085
8	1:53.982	35.349	38.779	39.854	262.6	30:07.067
9	1:54.185	34.428	40.195	39.562	270.4	32:01.252
10	1:53.098	34.564	39.157	39.377	282.4	33:54.350
11	2:21.516 B	36.884	46.001	58.631	265.8	36:15.866

24 ZUBER		FERRARI 488 CHALLENGE				
MODENA CARS						
1	7:06.896	5:37.755	45.502	43.639	117.5	7:06.896
2	2:01.078	38.442	41.309	41.327	230.3	9:07.974
3	2:00.503	35.779	42.726	41.998	246.0	11:08.477
4	2:01.026	38.310	41.342	41.374	227.0	13:09.503
5	2:00.049	35.344	42.858	41.847	252.8	15:09.552
6	1:59.583	35.473	42.581	41.529	248.8	17:09.135
7	1:57.522	35.674	40.876	40.972	236.9	19:06.657
8	1:56.190	35.094	40.224	40.872	250.5	21:02.847
9	1:57.507	35.667	40.536	41.304	236.3	23:00.354
10	2:00.492	36.659	42.173	41.660	219.2	25:00.846
11	1:56.518	35.145	40.600	40.773	257.6	26:57.364
12	2:03.840	36.445	42.810	44.585	235.3	29:01.204
13	2:29.863 B	38.869	50.309	1:00.685	214.0	31:31.067

25 GRUNERT		FERRARI 488 CHALLENGE				
MODENA CARS						
1	2:30.325	1:03.393	44.579	42.353	153.3	2:30.325
2	1:59.739	38.243	39.982	41.514	220.5	4:30.064
3	1:55.291	35.910	39.602	39.779	269.1	6:25.355
4	1:58.456	36.285	42.099	40.072	250.5	8:23.811
5	1:53.464	35.817	38.520	39.127	265.8	10:17.275
6	1:53.179	35.717	38.675	38.787	267.8	12:10.454

26 BIEHLER		FERRARI 488 GT3				
MODENA CARS						
1	2:30.325	1:03.393	44.579	42.353	153.3	2:30.325
2	1:59.739	38.243	39.982	41.514	220.5	4:30.064
3	1:55.291	35.910	39.602	39.779	269.1	6:25.355
4	1:58.456	36.285	42.099	40.072	250.5	8:23.811
5	1:53.464	35.817	38.520	39.127	265.8	10:17.275
6	1:53.179	35.717	38.675	38.787	267.8	12:10.454





Curbstone Track Events

Monza 24-25.04.2023

ClubSport Challenge Session 4

Sector Analysis

— Invalidated Lap ■ Personal Best ■ Session Best B Crossing the pit lane

Lap	Time	Sector 1	Sector 2	Sector 3	T.Sp	Elapsed	Lap	Time	Sector 1	Sector 2	Sector 3	T.Sp	Elapsed
7	1:54.742	35.643	39.625	39.474	270.4	14:05.196	7	2:02.711	37.516	42.471	42.724	217.9	29:08.689
8	2:05.467B	36.064	38.472	50.931	264.5	16:10.663	8	2:03.542	37.154	43.241	43.147	224.6	31:12.231
9	6:03.584	4:39.929	41.368	42.287	190.4	22:14.247	9	2:02.555	37.471	42.175	42.909	218.8	33:14.786
10	1:59.526	36.339	41.634	41.553	258.9	24:13.773	10	2:05.015	37.631	43.109	44.275	218.3	35:19.801
11	2:02.035	36.543	42.326	43.166	259.5	26:15.808							
12	2:02.304	37.050	43.807	41.447	266.5	28:18.112							
13	1:58.598	36.385	40.785	41.428	263.9	30:16.710							
14	2:03.531	36.563	45.595	41.373	262.0	32:20.241							
15	1:57.691	36.623	40.117	40.951	269.8	34:17.932							
16	1:57.632	36.200	40.279	41.153	261.3	36:15.564							

27 PIOLIN		PRESTIGE RACING PORSCHE CUP										
1	2:43.223	1:10.033	46.483	46.707	109.9	2:43.223						
2	2:11.472	41.151	44.766	45.555	211.5	4:54.695						
3	2:07.635	40.970	42.918	43.747	184.9	7:02.330						
4	2:05.687	39.019	42.786	43.882	222.8	9:08.017						
5	2:09.229	39.464	42.706	47.059	211.1	11:17.246						
6	2:06.153	39.744	42.506	43.903	187.4	13:23.399						
7	2:06.915	38.666	42.139	46.110	227.9	15:30.314						
8	2:03.988	39.044	41.960	42.984	227.0	17:34.302						
9	2:03.384	38.417	41.819	43.148	234.3	19:37.686						
10	2:04.960	38.015	42.599	44.346	241.1	21:42.646						
11	2:15.281B	38.220	42.503	54.558	233.3	23:57.927						
12	4:00.833	2:35.870	41.979	42.984	164.0	27:58.760						
13	2:04.766	39.010	42.483	43.273	204.4	30:03.526						
14	2:04.793	37.349	43.446	43.998	243.8	32:08.319						
15	2:01.243	37.484	41.343	42.416	229.9	34:09.562						
16	2:00.832	37.375	40.939	42.518	231.8	36:10.394						

28 DANGEVILLE		PRESTIGE RACING FERRARI 458 CHALLENGE										
1	5:26.517	3:53.774	45.917	46.826	135.4	5:26.517						
2	2:04.861	39.127	42.266	43.468	206.3	7:31.378						
3	2:02.529	37.204	41.527	43.798	244.3	9:33.907						
4	2:00.219	36.719	41.004	42.496	258.2	11:34.126						
5	2:00.845	36.782	41.812	42.251	244.9	13:34.971						
6	2:03.244	36.783	41.592	44.869	228.4	15:38.215						
7	2:00.573	37.000	41.357	42.216	208.3	17:38.788						
8	2:00.496	37.742	40.869	41.885	199.9	19:39.284						
9	2:00.972	36.728	41.976	42.268	227.9	21:40.256						
10	2:01.977	36.318	43.459	42.200	235.8	23:42.233						
11	1:58.288	36.089	40.543	41.656	245.4	25:40.521						
12	1:59.773	36.453	41.726	41.594	237.9	27:40.294						
13	2:00.976	36.239	42.097	42.640	243.8	29:41.270						
14	2:03.863	36.724	44.605	42.534	232.3	31:45.133						
15	1:59.909	36.608	40.945	42.356	238.9	33:45.042						
16	2:01.977	37.938	41.112	42.927	212.3	35:47.019						


30 FISCHER		PRESTIGE RACING FERRARI 458 CHALLENGE										
1	14:15.914	...	52.407	51.234	104.3	14:15.914						
2	2:11.427	41.542	44.940	44.945	192.4	16:27.341						
3	2:27.310B	39.358	47.869	1:00.083	196.6	18:54.651						
4	4:03.740	2:37.025	43.009	43.706	177.6	22:58.391						
5	2:04.320	38.254	42.874	43.192	202.5	25:02.711						
6	2:03.267	37.919	42.298	43.050	213.6	27:05.978						

32 PUGET		PRESTIGE RACING LIGIER JS51										
1	9:40.160	7:56.028	51.585	52.547	90.1	9:40.160						
2	2:21.418	46.994	46.974	47.450	166.5	12:01.578						
3	2:15.586	42.162	44.207	49.217	190.4	14:17.164						
4	2:13.444	41.397	46.429	45.618	204.4	16:30.608						
5	2:13.864	40.502	44.477	48.885	202.8	18:44.472						
6	2:08.826	40.422	42.871	45.533	231.3	20:53.298						
7	2:06.864	40.568	42.720	43.576	216.6	23:00.162						
8	2:04.947	39.626	42.115	43.206	209.1	25:05.109						
9	2:04.764	39.651	41.851	43.262	216.1	27:09.873						
10	2:02.649	39.415	41.163	42.071	218.3	29:12.522						
11	2:04.448	39.259	42.025	43.164	231.8	31:16.970						
12	2:03.741	39.295	41.023	43.423	218.8	33:20.711						
13	2:52.290B	49.899	54.460	1:07.931	165.2	36:13.001						

36 COISINE		PRESTIGE RACING PORSCHE CAYMAN GT4										
1	3:14.082	1:43.901	45.895	44.286	144.2	3:14.082						
2	2:02.067	38.431	40.967	42.669	218.8	5:16.149						
3	1:58.970	36.667	41.030	41.273	260.1	7:15.119						
4	2:02.684	37.851	42.491	42.342	261.3	9:17.803						
5	1:57.339	36.377	40.270	40.692	262.6	11:15.142						
6	2:35.278B	42.393	50.859	1:02.026	171.2	13:50.420						
7	6:12.061	4:43.486	44.179	44.396	167.3	20:02.481						
8	2:06.790	37.853	43.855	45.082	229.9	22:09.271						
9	2:02.878	37.567	42.281	43.030	249.9	24:12.149						
10	2:04.257	37.641	42.427	44.189	261.3	26:16.406						
11	2:05.174	38.374	43.125	43.675	252.3	28:21.580						
12	2:02.846	37.018	42.021	43.807	266.5	30:24.426						
13	2:06.946	39.112	45.259	42.575	201.7	32:31.372						
14	2:02.799	37.195	42.275	43.329	256.4	34:34.171						
15	2:04.888	38.758	41.867	44.263	191.4	36:39.059						

39 BRECHBUHL		MODENA CARS FERRARI 488 CHALLENGE										
1	3:30.928	1:30.900	59.813	1:00.215	82.8	3:30.928						
2	2:39.559	52.498	53.320	53.741	122.8	6:10.487						
3	2:29.645	45.622	51.421	52.602	190.4	8:40.132						
4	2:24.846	44.614	50.763	49.469	183.0	11:04.978						
5	2:18.139	42.036	46.727	49.376	207.5	13:23.117						
6	2:16.640	43.492	45.518	47.630	201.7	15:39.757						
7	2:10.593	40.082	44.618	45.893	211.1	17:50.350						
8	2:10.259	39.918	44.519	45.822	197.3	20:00.609						
9	2:09.380	38.892	43.633	46.855	237.9	22:09.989						
10	2:11.457	39.732	46.025	45.700	227.4	24:21.446						
11	2:08.493	40.089	44.878	43.526	222.3	26:29.939						
12	2:08.419	41.078	42.934	44.407	191.1	28:38.358						
13	4:36.602	37.775	3:06.114	52.713	235.3	33:14.960						
14	2:15.423	40.753	45.611	49.059	204.4	35:30.383						





Curbstone Track Events

Monza 24-25.04.2023

ClubSport Challenge Session 4

Sector Analysis

— Invalidated Lap ■ Personal Best ■ Session Best B Crossing the pit lane

Lap	Time	Sector 1	Sector 2	Sector 3	T.Sp	Elapsed	Lap	Time	Sector 1	Sector 2	Sector 3	T.Sp	Elapsed
-----	------	----------	----------	----------	------	---------	-----	------	----------	----------	----------	------	---------

50		KIRCHDOERFFER					FERRARI 488 CHALLENGE							
		MODENA CARS												
1	2:32.229	1:01.211	45.494	45.524	168.3	2:32.229								
2	1:59.704	37.436	41.084	41.184	255.2	4:31.933								
3	2:00.990	36.530	41.194	43.266	255.8	6:32.923								
4	2:07.632	39.250	46.491	41.891	282.4	8:40.555								
5	1:55.525	35.474	39.824	40.227	267.8	10:36.080								
6	1:56.298	35.805	40.505	39.988	271.8	12:32.378								
7	1:55.256	35.256	39.583	40.417	271.1	14:27.634								
8	2:08.954 B	35.868	41.473	51.613	262.0	16:36.588								
9	6:05.904	4:42.466	40.631	42.807	199.9	22:42.492								
10	1:57.341	34.894	42.365	40.082	276.6	24:39.833								
11	1:53.079	34.759	39.363	38.957	278.1	26:32.912								
12	1:58.523	38.221	40.062	40.240	212.3	28:31.435								
13	1:52.057	34.630	38.407	39.020	280.2	30:23.492								
14	2:08.674 B	34.598	41.351	52.725	275.2	32:32.166								

63		LOEUILLET					LAMBORGHINI SUPER TROFEO							
		PRESTIGE RACING												
1	8:51.822	7:18.618	46.025	47.179	141.9	8:51.822								
2	2:04.242	37.845	42.848	43.549	217.9	10:56.064								
3	2:01.565	37.050	42.177	42.338	226.5	12:57.629								
4	1:58.584	36.247	40.533	41.804	232.3	14:56.213								
5	1:57.368	35.830	40.236	41.302	241.6	16:53.581								
6	1:58.699	36.873	40.318	41.508	205.1	18:52.280								
7	1:58.071	35.106	40.211	42.754	258.2	20:50.351								
8	1:56.057	35.310	39.648	41.099	247.1	22:46.408								
9	1:56.745	35.133	40.017	41.595	257.6	24:43.153								
10	1:57.250	35.436	40.055	41.759	254.0	26:40.403								
11	1:57.820	36.254	39.961	41.605	241.1	28:38.223								
12	1:59.241	35.215	41.029	42.997	259.5	30:37.464								
13	2:05.884	35.104	46.361	44.419	245.4	32:43.348								
14	1:55.950	35.237	39.278	41.435	249.4	34:39.298								
15	1:57.687	35.061	40.600	42.026	263.9	36:36.985								

911		KEVIN					PORSCHE CUP							
		PRESTIGE RACING												
1	4:50.244	3:13.070	49.754	47.420	139.6	4:50.244								
2	2:08.275	42.357	42.121	43.797	171.5	6:58.519								
3	2:00.668	37.484	40.593	42.591	237.9	8:59.187								
4	2:00.542	37.376	40.593	42.573	246.0	10:59.729								
5	2:00.354	36.876	42.039	41.439	257.6	13:00.083								
6	1:59.785	37.898	40.964	40.923	227.9	14:59.868								
7	1:58.619	36.975	40.406	41.238	257.0	16:58.487								
8	1:58.556	37.092	40.629	40.835	255.2	18:57.043								
9	1:58.117	36.869	40.292	40.956	260.1	20:55.160								
10	2:18.490 B	37.400	43.505	57.585	221.0	23:13.650								
11	4:55.722	3:32.531	41.731	41.460	195.9	28:09.372								
12	1:59.179	37.254	40.518	41.407	242.1	30:08.551								
13	2:19.979 B	36.915	46.231	56.833	259.5	32:28.530								

