

Curbstone Track Events

Monza 24-25.04.2023


Clubsport Challenge Session 6

Sector Analysis

— Invalidated Lap ■ Personal Best ■ Session Best ■ Crossing the pit lane

Lap	Time	Sector 1	Sector 2	Sector 3	T.Sp	Elapsed	Lap	Time	Sector 1	Sector 2	Sector 3	T.Sp	Elapsed
1 GARFIELT Q1-TRACKDAY EXPERIENCE PORSCHE 992 CUP							5	1:52.698	34.794	38.690	39.214	278.1	10:03.111
1	3:45.559	2:23.358	41.062	41.139	155.8	3:45.559	6	1:56.090	36.994	39.006	40.090	211.9	11:59.201
2	1:55.871	35.772	39.730	40.369	262.6	5:41.430	7	1:58.255	35.354	41.083	41.818	277.3	13:57.456
3	1:54.876	35.908	39.189	39.779	264.5	7:36.306	8	2:10.723 B	36.931	39.726	54.066	272.5	16:08.179
4	1:58.165	35.925	39.240	43.000	261.3	9:34.471	9	4:13.520	2:53.006	39.627	40.887	198.8	20:21.699
5	2:00.551 B	35.487	40.026	45.038	259.5	11:35.022	10	1:54.288	35.299	39.560	39.429	275.9	22:15.987
6	4:23.809	3:02.329	41.288	40.192	205.9	15:58.831	11	1:52.722	34.549	38.502	39.671	262.6	24:08.709
7	1:56.484	36.600	39.374	40.510	251.1	17:55.315	12	2:57.728	35.648	1:38.601	43.479	253.4	27:06.437
8	1:57.220	35.402	41.678	40.140	266.5	19:52.535	13	2:01.709	35.479	43.728	42.502	260.7	29:08.146
9	1:56.487	35.574	39.484	41.429	259.5	21:49.022	14	1:59.251	35.892	41.337	42.022	242.7	31:07.397
10	1:54.829	35.687	38.967	40.175	248.8	23:43.851	15	1:55.697	34.967	39.390	41.340	280.2	33:03.094
11	1:54.011	35.500	39.112	39.399	265.8	25:37.862	16	2:11.025 B	35.163	39.220	56.642	258.2	35:14.119
12	1:54.275	35.321	39.223	39.731	265.8	27:32.137							
13	1:55.872	36.596	39.199	40.077	252.8	29:28.009							
14	1:55.309	35.312	40.428	39.569	266.5	31:23.318							
15	1:54.636	35.220	39.620	39.796	269.8	33:17.954							
16	2:04.254 B	35.351	39.166	49.737	264.5	35:22.208							
2 HOOFT MAISON PEINTURE PORSCHE GT3							5	2:10.190	39.721	44.579	45.890	204.4	11:37.498
1	3:46.398	2:16.147	45.387	44.864	158.5	3:46.398	6	2:11.457	39.746	45.241	46.470	201.3	13:48.955
2	2:04.325	38.401	42.748	43.176	247.7	5:50.723	7	2:11.056	40.026	44.755	46.275	195.2	16:00.011
3	2:02.827	37.495	42.332	43.000	257.0	7:53.550	8	2:10.514	39.628	45.237	45.649	208.3	18:10.525
4	2:03.903	38.202	43.050	42.651	234.8	9:57.453	9	2:11.372	41.255	45.052	45.065	178.8	20:21.897
5	2:03.428	38.072	42.529	42.827	220.1	12:00.881	10	2:19.286	44.027	46.497	48.762	180.0	22:41.183
6	2:17.513	38.204	48.605	50.704	240.5	14:18.394	11	2:17.452	42.635	48.551	46.266	180.3	24:58.635
7	2:12.887	44.437	44.853	43.597	175.4	16:31.281	12	2:13.165	39.305	48.220	45.640	207.5	27:11.800
8	2:02.661	37.859	42.655	42.147	243.8	18:33.942	13	2:11.846	41.413	44.395	46.038	202.8	29:23.646
9	2:18.691	40.085	49.761	48.845	194.8	20:52.633	14	2:11.998	39.819	43.784	48.395	188.7	31:35.644
10	2:11.388	42.089	43.964	45.335	202.1	23:04.021	15	3:00.610 B	50.393	56.350	1:13.867	148.1	34:36.254
11	2:03.014	38.472	42.341	42.201	219.2	25:07.035							
12	2:09.269	38.474	45.732	45.063	227.0	27:16.304							
13	2:07.330	37.953	44.027	45.350	229.4	29:23.634							
14	2:05.491	38.362	44.320	42.809	236.9	31:29.125							
15	2:26.883 B	38.057	42.957	1:05.869	213.2	33:56.008							
3 IVAYLO 999-IVAYLO ASENOV EOOD MCLAREN 720S							5	2:01.393	37.106	41.958	42.329	266.5	10:56.335
1	4:44.746	3:16.806	43.782	44.158	91.4	4:44.746	6	2:13.695	39.151	47.618	46.926	266.5	10:56.335
2	2:17.911	48.130	44.569	45.212	166.5	7:02.657	7	2:01.859	36.912	42.484	42.463	258.1	12:58.194
3	2:27.650	48.592	44.770	54.288	251.7	9:30.307	8	2:31.863	47.409	56.612	47.842	258.1	15:30.057
4	2:48.007	51.969	57.263	58.775	136.6	12:18.314	9	2:07.197	37.797	45.522	43.878	200.6	17:37.254
5	2:04.107	35.731	41.048	47.328	237.4	14:22.421	10	2:06.623	37.850	43.817	44.956	234.8	19:43.877
6	2:34.668	50.258	52.233	52.177	146.9	16:57.089	11	2:06.137	37.973	37.361	42.681	231.8	21:50.014
7	2:34.959	46.270	54.206	54.483	196.6	19:32.048	12	2:07.950	38.296	38.296	42.681	225.1	23:57.964
8	1:58.289	36.045	40.286	41.958	228.9	21:30.337	13	2:07.225	38.296	38.296	42.681	206.3	26:05.189
9	2:23.056	42.310	48.500	52.246	193.8	23:53.393	14	2:05.078	38.372	43.779	42.927	235.3	28:10.267
10	2:42.621 B	50.043	53.086	59.492	160.8	26:36.014	15	2:06.744	37.951	43.437	45.356	235.3	30:17.011
4 BOUTSEN BOUTSEN VDS RACING LAMBORGHINI SUPER TROFEO							5	2:01.393	37.106	41.958	42.329	266.5	10:56.335
1	2:17.444	46.012	45.974	45.458	171.2	2:17.444	6	2:08.859 B	37.545	42.294	48.050	245.4	15:27.634
2	2:03.153	37.941	43.522	41.690	223.7	4:20.597	7	3:39.659	2:15.748	42.337	41.574	191.1	19:07.293
3	1:56.250	35.066	39.118	42.066	273.9	6:16.847							
4	1:53.566	35.078	38.915	39.573	278.1	8:10.413							
5 MAKSIMOV MAKSIMOV PORSCHE GT4 CS							1	5:09.035	3:43.483	42.292	43.260	187.1	5:09.035
1	5:09.035	3:43.483	42.292	43.260	187.1	5:09.035	2	2:06.552	37.653	45.056	43.843	255.2	7:15.587
2	2:06.552	37.653	45.056	43.843	255.2	7:15.587	3	2:00.900	37.713	41.688	41.499	255.2	9:16.487
3	2:00.900	37.713	41.688	41.499	255.2	9:16.487	4	2:02.423	37.706	42.036	42.681	256.4	11:18.910
4	2:02.423	37.706	42.036	42.681	256.4	11:18.910	5	2:00.835	37.754	41.463	41.618	253.4	13:19.745
5	2:00.835	37.754	41.463	41.618	253.4	13:19.745	6	2:07.889 B	37.545	42.294	48.050	245.4	15:27.634
6	2:07.889 B	37.545	42.294	48.050	245.4	15:27.634	7	3:39.659	2:15.748	42.337	41.574	191.1	19:07.293
7	3:39.659	2:15.748	42.337	41.574	191.1	19:07.293							





Curbstone Track Events

Monza 24-25.04.2023

ClubSport Challenge Session 6

Sector Analysis

— Invalidated Lap ■ Personal Best ■ Session Best B Crossing the pit lane

Lap	Time	Sector 1	Sector 2	Sector 3	T.Sp	Elapsed	Lap	Time	Sector 1	Sector 2	Sector 3	T.Sp	Elapsed
8	2:00.957	37.665	41.618	41.674	257.6	21:08.250	4	2:16.808	42.456	47.091	47.261	182.4	11:53.035
9	2:01.553	37.860	41.979	41.714	254.0	23:09.803	5	2:23.247	50.591	45.453	47.203	214.4	14:16.282
10	2:00.753	37.608	41.489	41.656	257.6	25:10.556	6	2:31.547	40.706	44.346	1:06.495	199.9	16:47.829
11	2:10.593	40.502	46.183	43.908	254.6	27:21.149	7	3:16.355	1:05.165	1:00.977	1:10.213	96.6	20:04.184
12	2:02.816	37.570	41.933	43.313	257.0	29:23.965	8	3:35.216B	1:04.842	1:06.590	1:23.784	117.2	23:39.400
13	2:03.258	38.443	43.040	41.775	226.0	31:27.223							
14	1:59.533	37.444	40.521	41.568	260.1	33:26.756							
15	2:25.840B	37.507	41.630	1:06.703	257.6	35:52.596							

10 FORGIONE						
MODENA CARS			FERRARI 458 CHALLENGE			
1	4:42.544	3:01.307	47.621	53.616	164.7	4:42.544
2	2:13.843	42.608	45.528	45.707	190.4	6:56.387
3	2:14.915	38.855	46.782	49.278	237.4	9:11.302
4	2:11.423	41.080	44.617	45.726	176.2	11:22.725
5	2:04.638	37.997	42.950	43.691	247.7	13:27.363
6	2:04.455	37.987	42.499	43.969	251.1	15:31.818
7	2:03.770	37.880	42.598	43.292	199.1	17:35.588
8	2:25.118	52.910	47.218	44.990	249.9	20:00.706
9	2:34.119B	38.670	43.590	1:11.859	220.5	22:34.825

11 TONI						
TONI			PORSCHE GT3 RS			
1	2:24.147	50.599	46.943	46.605	175.1	2:24.147
2	2:16.197	41.843	45.634	48.720	218.3	4:40.344
3	2:06.716	38.567	44.121	44.028	226.0	6:47.060
4	2:07.493	38.192	44.036	45.265	231.8	8:54.553
5	2:05.991	38.324	43.103	44.564	230.3	11:00.544
6	2:22.749B	38.674	44.610	59.465	230.8	13:23.293
7	5:21.061	3:52.979	44.022	44.060	177.6	18:44.354
8	2:06.768	38.466	43.882	44.420	219.6	20:51.122
9	2:05.179	38.317	43.035	43.827	226.5	22:56.301
10	2:04.250	38.110	42.462	43.678	228.4	25:00.551
11	2:09.094	37.916	46.703	44.475	235.3	27:09.645
12	2:05.814	38.658	43.157	43.999	231.8	29:15.459
13	2:23.932B	38.376	43.848	1:01.708	229.9	31:39.391

12 LUKOVNIKOV						
LUKOVNIKOV			PORSCHE GT3 CUP MR			
1	4:23.357	2:54.544	43.560	45.253	187.8	4:23.357
2	2:01.061	37.875	40.927	42.259	241.1	6:24.418
3	2:00.731	37.798	41.095	41.838	220.5	8:25.149
4	1:59.782	37.367	40.879	41.536	234.3	10:24.931
5	1:59.169	36.799	40.893	41.477	246.0	12:24.100
6	1:59.109	36.828	40.789	41.492	256.4	14:23.209
7	2:03.235	36.880	41.989	44.366	235.3	16:26.444
8	1:59.876	37.113	40.347	42.416	259.5	18:26.320
9	1:58.844	37.298	40.349	41.197	243.8	20:25.164
10	2:03.003	38.378	41.023	43.602	219.6	22:28.167
11	1:58.174	36.525	40.270	41.379	260.1	24:26.341
12	2:26.600B	36.747	50.885	58.968	260.1	26:52.941

13 FLEISCH						
LAMBORGHINI GENÈVE			LAMBORGHINI HURACAN			
1	4:57.982	3:20.004	48.582	49.396	90.7	4:57.982
2	2:20.238	44.185	46.467	49.586	173.1	7:18.220
3	2:18.007	42.485	46.843	48.679	193.8	9:36.227

15 GILAT						
MODENA CARS			FERRARI 488 PISTA			
1	3:07.260	1:36.761	45.945	44.554	154.9	3:07.260
2	2:05.428	38.965	42.403	44.060	190.7	5:12.688
3	2:06.328	38.868	42.287	45.173	184.3	7:19.016
4	2:09.399	39.586	45.692	44.121	176.8	9:28.415
5	2:05.938	39.309	43.521	43.108	191.1	11:34.353
6	2:04.855	38.689	42.019	44.147	190.4	13:39.208
7	2:06.125	38.534	43.950	43.641	184.3	15:45.333
8	2:03.977	38.142	41.956	43.879	204.4	17:49.310
9	2:38.929B	39.433	53.562	1:05.934	184.6	20:28.239


18 FAVRE						
MODENA CARS			FERRARI 458 CHALLENGE			
1	2:28.167	59.196	44.915	44.056	150.4	2:28.167
2	2:09.076	38.601	43.608	46.867	202.8	4:37.243
3	2:00.644	37.148	40.913	42.583	237.4	6:37.887
4	2:00.184	36.755	41.325	42.104	258.9	8:38.071
5	1:59.418	36.260	41.069	42.089	262.6	10:37.489
6	1:59.541	36.440	41.498	41.603	263.9	12:37.030
7	2:00.457	36.449	42.292	41.716	265.2	14:37.487
8	1:58.840	36.292	41.275	41.273	263.9	16:36.327
9	2:00.546	36.697	41.728	42.121	251.7	18:36.873
10	2:02.821	38.504	42.503	41.814	217.4	20:39.694
11	1:59.494	36.509	41.020	41.965	260.7	22:39.188
12	2:00.471	36.508	41.695	42.268	264.5	24:39.659
13	2:35.815B	40.088	55.699	1:00.028	205.1	27:15.474

19 BOILLAT						
MODENA CARS			FERRARI 488 CHALLENGE			
1	3:16.825	1:34.090	52.350	50.385	125.0	3:16.825
2	2:10.259	42.600	43.765	43.894	166.0	5:27.084
3	2:02.497	37.260	41.966	43.271	218.3	7:29.581
4	2:04.846	37.623	42.382	44.841	202.8	9:34.427
5	2:03.215	38.569	41.636	43.010	211.1	11:37.642
6	2:01.973	36.808	42.636	42.529	216.6	13:39.615
7	2:03.487	38.801	42.297	42.389	171.8	15:43.102
8	2:00.664	36.853	40.975	42.836	217.4	17:43.766
9	2:01.779	37.150	41.611	43.018	212.3	19:45.545
10	2:02.533	36.859	42.841	42.833	214.9	21:48.078
11	2:01.501	36.846	41.406	43.249	217.4	23:49.579
12	2:32.122B	40.659	49.818	1:01.645	197.3	26:21.701

21 POLLI						
MODENA CARS			FERRARI 488 CHALLENGE			
1	4:40.460	2:54.430	53.213	52.817	141.6	4:40.460
2	2:29.379	46.814	48.999	53.566	183.0	7:09.839
3	2:40.421B	44.869	52.224	1:03.328	190.4	9:50.260

22 BIORACING						
PRESTIGE RACING			BIORACING			





Curbstone Track Events

Monza 24-25.04.2023

ClubSport Challenge Session 6

Sector Analysis

— Invalidated Lap ■ Personal Best ■ Session Best ■ Crossing the pit lane

Lap	Time	Sector 1	Sector 2	Sector 3	T.Sp	Elapsed	Lap	Time	Sector 1	Sector 2	Sector 3	T.Sp	Elapsed
1	2:42.164	1:00.519	51.144	50.501	166.0	2:42.164	12	2:01.019	38.381	41.126	41.512	249.4	29:32.128
2	2:19.594	44.038	47.653	47.903	208.7	5:01.758	13	1:59.627	36.989	40.752	41.886	240.5	31:31.755
3	2:35.709B	43.540	52.489	59.680	214.9	7:37.467	14	2:08.632	36.225	42.428	49.979	268.4	33:40.387
4	6:14.129	4:35.722	48.419	49.988	134.7	13:51.596	15	2:29.948B	37.345	42.682	1:09.921	251.1	36:10.335
5	2:19.868	43.618	46.832	49.418	165.0	16:11.464							
6	2:36.461B	42.601	47.092	1:06.768	144.8	18:47.925							
7	8:18.481	6:20.917	1:04.668	52.896	133.6	27:06.406							
8	2:25.048	43.502	49.199	52.347	189.7	29:31.454							
9	2:22.667	43.082	47.919	51.666	177.4	31:54.121							
10	3:09.653B	44.653	1:02.396	1:22.604	156.9	35:03.774							


24 ZUBER		MODENA CARS						FERRARI 488 CHALLENGE					
1	6:25.460	4:28.103	56.585	1:00.772	129.3	6:25.460	1	2:33.669	1:03.334	45.361	44.974	122.3	2:33.669
2	2:43.175	55.886	1:00.065	47.224	146.5	9:08.635	2	2:07.772	39.446	42.644	45.682	197.7	4:41.441
3	1:56.035	35.141	39.758	41.136	262.6	11:04.670	3	2:06.280	38.674	43.474	44.132	219.6	6:47.721
4	1:58.609	35.612	41.823	41.174	228.9	13:03.279	4	2:05.324	38.519	42.984	43.821	209.9	8:53.045
5	2:00.249	35.406	41.724	43.119	253.4	15:03.528	5	2:04.195	38.673	42.015	43.507	221.9	10:57.240
6	1:58.176	35.379	40.087	42.710	258.2	17:01.704	6	2:02.868	37.500	42.012	43.356	241.1	13:00.108
7	1:58.468	36.091	39.979	42.398	256.4	19:00.172	7	2:03.240	38.004	41.682	43.554	221.9	15:03.348
8	1:57.290	37.835	39.875	39.580	248.8	20:57.462	8	2:02.991	38.515	41.682	42.794	215.7	17:06.339
9	1:53.353	34.719	39.455	39.179	257.0	22:50.815	9	2:02.194	37.697	42.088	42.409	223.7	19:08.533
10	1:54.170	35.079	39.547	39.544	262.0	24:44.985	10	2:00.979	37.466	41.138	42.375	223.2	21:09.512
11	2:05.236	34.553	50.481	40.202	277.3	26:50.221	11	2:01.118	37.348	41.608	42.162	226.0	23:10.630
12	1:52.824	34.507	38.875	39.442	274.5	28:43.045	12	2:00.535	37.532	41.074	41.929	229.9	25:11.165
13	1:53.982	34.770	39.712	39.500	262.6	30:37.027	13	2:02.723	37.748	41.813	43.162	231.8	27:13.888
14	1:53.510	34.603	39.230	39.677	273.9	32:30.537	14	2:03.423	38.239	42.385	42.799	229.9	29:17.311
15	2:39.169B	40.449	46.972	1:11.748	220.5	35:09.706	15	2:03.032	37.615	42.632	42.785	244.9	31:20.343
							16	2:00.924	36.997	41.764	42.163	247.7	33:21.267
							17	2:23.176B	36.981	40.988	1:05.207	251.1	35:44.443

25 GRUNERT		MODENA CARS						FERRARI 488 CHALLENGE					
1	5:00.650	3:35.977	43.204	41.469	157.6	5:00.650	1	2:33.669	1:03.334	45.304	48.619	129.0	6:21.552
2	2:05.962	39.737	42.688	43.537	180.9	7:06.612	2	2:13.230B	40.273	43.133	49.824	193.5	8:34.782
3	2:00.766	36.404	41.846	42.516	217.0	9:07.378	3	3:20.226	1:54.262	43.594	42.370	172.6	11:55.008
4	1:56.913	35.127	40.727	41.059	259.5	11:04.291	4	2:03.834	38.386	41.764	43.684	188.1	13:58.842
5	1:59.691	35.764	41.828	42.099	229.9	13:03.982	5	2:03.504	37.167	44.164	42.173	224.2	16:02.346
6	2:00.156	35.956	42.846	41.354	237.9	15:04.138	6	2:00.997	37.222	41.662	42.113	205.1	18:03.343
7	1:58.384	35.856	41.141	41.387	224.6	17:02.522	7	2:01.305	36.331	41.071	43.903	234.3	20:04.648
8	2:00.497	36.724	42.103	41.670	223.7	19:03.019	8	1:59.193	36.824	40.383	41.986	227.9	22:03.841
9	1:59.130	36.182	41.564	41.384	223.7	21:02.149	9	2:00.808	36.260	42.859	41.689	226.5	24:04.649
10	2:00.094	36.165	41.439	42.490	221.0	23:02.243	10	2:02.367	37.586	41.588	43.193	190.4	26:07.016
11	2:00.681	36.409	41.803	42.469	220.1	25:02.924	11	2:03.655	37.303	43.647	42.705	209.1	28:10.671
12	2:28.908B	36.969	49.920	1:02.019	203.6	27:31.832	12	2:01.801	37.839	41.953	42.009	187.4	30:12.472
							13	2:01.510	37.227	41.840	42.443	198.0	32:13.982
							14	2:15.551	37.768	41.910	55.873	194.8	34:29.533
							15	3:05.335B	50.721	53.576	1:21.038	151.8	37:34.868

26 BIEHLER		MODENA CARS						FERRARI 488 GT3					
1	2:41.636	1:12.948	44.792	43.896	142.9	2:41.636	1	2:54.842	1:25.244	46.021	43.577	118.8	2:54.842
2	2:09.382	37.818	42.560	49.004	262.0	4:51.018	2	2:04.001	38.235	42.293	43.473	212.8	4:58.843
3	2:26.712B	47.642	41.941	57.129	136.2	7:17.730	3	2:07.458	40.955	42.726	43.777	164.5	7:06.301
4	2:31.544	1:06.516	42.153	42.875	189.1	9:49.274	4	2:04.951	38.708	42.311	43.932	191.4	9:11.252
5	2:01.528	36.987	41.475	43.066	264.5	11:50.802	5	2:04.265	37.999	42.668	43.598	212.3	11:15.517
6	2:01.163	37.422	40.993	42.748	262.6	13:51.965	6	2:03.199	37.633	42.286	43.280	209.5	13:18.716
7	2:05.933	37.989	43.531	44.413	227.0	15:57.898	7	2:03.855	37.603	43.649	42.603	216.6	15:22.571
8	2:03.932	39.419	41.601	42.912	260.7	18:01.830	8	2:19.987	41.146	49.378	49.463	213.6	17:42.558
9	2:11.316B	36.946	41.327	53.043	259.5	20:13.146	9	2:14.648	45.403	44.682	44.563	171.5	19:57.206
10	5:17.492	3:53.950	41.805	41.737	202.1	25:30.638	10	2:04.579	38.108	43.323	43.148	216.1	22:01.785
11	2:00.471	37.394	41.203	41.874	260.1	27:31.109	11	2:02.672	38.002	42.442	42.228	212.3	24:04.457
							12	2:02.342	37.398	41.474	43.470	209.1	26:06.799

27 PIOLIN		PRESTIGE RACING						PORSCHE CUP					
1	2:33.669	1:03.334	45.361	44.974	122.3	2:33.669	1	2:33.669	1:03.334	45.304	48.619	129.0	6:21.552
2	2:07.772	39.446	42.644	45.682	197.7	4:41.441	2	2:13.230B	40.273	43.133	49.824	193.5	8:34.782
3	2:06.280	38.674	43.474	44.132	219.6	6:47.721	3	3:20.226	1:54.262	43.594	42.370	172.6	11:55.008
4	2:05.324	38.519	42.984	43.821	209.9	8:53.045	4	2:03.834	38.386	41.764	43.684	188.1	13:58.842
5	2:04.195	38.673	42.015	43.507	221.9	10:57.240	5	2:03.504	37.167	44.164	42.173	224.2	16:02.346
6	2:02.868	37.500	42.012	43.356	241.1	13:00.108	6	2:00.997	37.222	41.662	42.113	205.1	18:03.343
7	2:03.240	38.004	41.682	43.554	221.9	15:03.348	7	2:01.305	36.331	41.071	43.903	234.3	20:04.648
8	2:02.991	38.515	41.682	42.794	215.7	17:06.339	8	1:59.193	36.824	40.383	41.986	227.9	22:03.841
9	2:02.194	37.697	42.088	42.409	223.7	19:08.533	9	2:00.808	36.260	42.859	41.689	226.5	24:04.649
10	2:00.979	37.466	41.138	42.375	223.2	21:09.512	10	2:02.367	37.586	41.588	43.193	190.4	26:07.016
11	2:01.118	37.348	41.608	42.162	226.0	23:10.630	11	2:03.655	37.303	43.647	42.705	209.1	28:10.671
12	2:00.535	37.532	41.074	41.929	229.9	25:11.165	12	2:01.801	37.839	41.953	42.009	187.4	30:12.472
13	2:02.723	37.748	41.813	43.162	231.8	27:13.888	13	2:01.510	37.227	41.840	42.443	198.0	32:13.982
14	2:03.423	38.239	42.385	42.799	229.9	29:17.311	14	2:15.551	37.768	41.910	55.873	194.8	34:29.533
15	2:03.032	37.615	42.632	42.785	244.9	31:20.343	15	3:05.335B	50.721	53.576	1:21.038	151.8	37:34.868
16	2:00.924	36.997	41.764	42.163	247.7	33:21.267							
17	2:23.176B	36.981	40.988	1:05.207	251.1	35:44.443							

28 DANGEVILLE		PRESTIGE RACING						FERRARI 458 CHALLENGE					
1	6:21.552	4:47.629	45.304	48.619	129.0	6:21.552	1	2:54.842	1:25.244	46.021	43.577	118.8	2:54.842
2	2:13.230B	40.273	43.133	49.824	193.5	8:34.782	2	2:04.001	38.235	42.293	43.473	212.8	4:58.843
3	3:20.226	1:54.262	43.594	42.370	172.6	11:55.008	3	2:07.458	40.955	42.726	43.777	164.5	7:06.301
4	2:03.834	38.386	41.764	43.684	188.1	13:58.842							



Curbstone Track Events

Monza 24-25.04.2023

ClubSport Challenge Session 6

Sector Analysis

— Invalidated Lap ■ Personal Best ■ Session Best B Crossing the pit lane

Lap	Time	Sector 1	Sector 2	Sector 3	T.Sp	Elapsed	Lap	Time	Sector 1	Sector 2	Sector 3	T.Sp	Elapsed
13	2:02.459	37.078	42.781	42.600	224.2	28:09.258							
14	2:02.857	37.967	41.975	42.915	200.2	30:12.115							
15	2:01.566	37.351	41.489	42.726	211.5	32:13.681							
16	2:08.514	37.806	41.596	49.112	199.9	34:22.195							
17	3:11.642B	51.292	59.844	1:20.506	145.9	37:33.837							

32 PUGET													
PRESTIGE RACING		LIGIER JS51											
1	5:43.465	4:02.742	51.042	49.681	115.8	5:43.465							
2	2:10.905	43.063	43.119	44.723	203.6	7:54.370							
3	2:06.578	40.821	42.148	43.609	213.6	10:00.948							
4	2:06.329	40.236	42.670	43.423	225.6	12:07.277							
5	2:08.381	40.185	43.565	44.631	217.9	14:15.658							
6	2:16.338	41.990	50.628	43.720	190.1	16:31.996							
7	2:03.130	39.514	41.545	42.071	204.4	18:35.126							
8	2:07.821	40.278	45.334	42.209	208.3	20:42.947							
9	2:04.614	38.937	43.752	41.925	233.3	22:47.561							
10	2:01.771	38.626	41.554	41.591	235.3	24:49.332							
11	2:32.624B	40.901	49.266	1:02.457	197.7	27:21.956							
12	3:19.634	1:55.524	42.473	41.637	154.4	30:41.590							
13	2:03.267	38.377	41.101	43.789	239.5	32:44.857							
14	2:07.530	38.553	41.157	47.820	243.8	34:52.387							
15	3:47.526B	1:12.336	1:10.962	1:24.228	92.1	38:39.913							

36 COISNE													
PRESTIGE RACING		PORSCHE CAYMAN GT4											
1	2:44.504	1:15.592	45.183	43.729	145.9	2:44.504							
2	2:05.021	38.317	44.099	42.605	214.0	4:49.525							
3	2:02.138	37.854	41.936	42.348	238.4	6:51.663							
4	2:01.696	36.877	41.787	43.032	248.8	8:53.359							
5	2:01.439	36.714	41.370	43.355	255.8	10:54.798							
6	2:00.381	37.096	41.447	41.838	266.5	12:55.179							
7	2:02.140	36.829	43.137	42.174	266.5	14:57.319							
8	2:00.361	36.874	41.317	42.170	256.4	16:57.680							
9	1:59.528	36.397	41.390	41.741	267.8	18:57.208							
10	1:59.785	37.065	41.093	41.627	254.6	20:56.993							
11	1:59.315	36.939	41.085	41.291	251.1	22:56.308							
12	1:59.226	36.620	41.170	41.436	263.9	24:55.534							
13	2:05.360	36.933	45.845	42.582	239.5	27:00.894							
14	2:37.504B	37.085	57.202	1:03.217	246.5	29:38.398							

39 BRECHBUHL													
MODENA CARS		FERRARI 488 CHALLENGE											
1	2:25.689	56.877	45.449	43.363	146.3	2:25.689							
2	2:12.915	39.030	44.904	48.981	214.0	4:38.604							
3	2:16.362B	38.633	43.896	53.833	214.4	6:54.966							
4	4:52.776	3:26.038	43.371	43.367	204.4	11:47.742							
5	2:04.069	37.700	41.425	44.944	227.4	13:51.811							
6	2:04.574	37.736	43.173	43.665	234.3	15:56.385							
7	1:59.977	36.803	40.770	42.404	222.3	17:56.362							
8	2:02.905	36.977	43.160	42.768	217.9	19:59.267							
9	1:59.821	36.714	41.328	41.779	205.1	21:59.088							
10	1:58.998	35.919	40.656	42.423	266.5	23:58.086							
11	2:03.173	38.577	43.093	41.503	198.8	26:01.259							
12	1:57.170	35.815	40.236	41.119	262.6	27:58.429							
13	2:24.645B	39.166	45.387	1:00.092	236.9	30:23.074							

50 KIRCHDOERFFER													
MODENA CARS		FERRARI 488 CHALLENGE											
1	2:22.126	56.935	41.733	43.458	154.4	2:22.126							
2	2:00.695	37.037	40.734	42.924	252.3	4:22.821							
3	1:54.847	35.626	39.009	40.212	267.1	6:17.668							
4	1:53.720	35.298	38.736	39.686	267.8	8:11.388							
5	2:03.926B	35.161	39.888	48.877	267.8	10:15.314							
6	4:20.773	2:56.964	41.726	42.083	203.6	14:36.087							
7	1:58.151	36.058	40.841	41.252	265.8	16:34.238							
8	2:01.905	37.508	41.768	42.629	203.6	18:36.143							
9	1:59.304	37.592	40.975	40.737	230.8	20:35.447							
10	1:57.184	35.486	40.903	40.795	267.8	22:32.631							
11	1:55.993	35.694	39.970	40.329	274.5	24:28.624							
12	2:01.667	35.603	44.871	41.193	269.1	26:30.291							
13	1:55.410	35.155	39.926	40.329	267.8	28:25.701							
14	1:55.141	35.154	39.888	40.099	263.2	30:20.842							
15	1:55.690	35.477	39.853	40.360	251.7	32:16.532							
16	2:25.529B	35.977	41.837	1:07.715	242.7	34:42.061							

63 LOEUILLET													
PRESTIGE RACING		LAMBORGHINI SUPER TROFEO											
1	3:07.556	1:36.946	46.622	43.988	143.2	3:07.556							
2	1:59.296	37.125	40.637	41.534	212.8	5:06.852							
3	2:00.492	37.529	41.401	41.562	208.7	7:07.344							
4	1:58.760	37.004	39.669	42.087	195.5	9:06.104							
5	1:55.420	35.120	39.572	40.728	257.6	11:01.524							
6	1:56.165	35.326	39.484	41.355	242.1	12:57.689							
7	1:56.728	35.222	40.649	40.857	224.2	14:54.417							
8	1:54.959	35.061	39.166	40.732	251.7	16:49.376							
9	1:54.609	34.828	39.387	40.394	243.2	18:43.985							
10	2:12.171B	34.698	43.509	53.964	255.2	20:56.156							
11	5:32.942	4:04.636	47.184	41.122	153.1	26:29.098							
12	1:55.975	35.479	39.732	40.764	250.5	28:25.073							
13	1:55.252	34.968	39.739	40.545	251.1	30:20.325							
14	1:53.734	34.732	38.032	40.970	257.0	32:14.059							
15	2:25.991B	35.476	39.602	1:10.913	230.3	34:40.050							

