

Curbstone Track Events

Monza, 23-24.09.2024

SESSION RACE 1

Sector Analysis

— Invalidated Lap

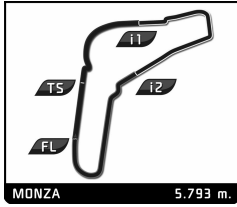

■ Personal Best

■ Session Best

B Crossing the pit lane

Lap	Time	Sector 1	Sector 2	Sector 3	T.Sp	Elapsed	Lap	Time	Sector 1	Sector 2	Sector 3	T.Sp	Elapsed
3 ASR3 AUTO SPORT RACING LAMBORGHINI SUPER TROFEO EVO2							7	2:10.909	40.222	44.826	45.861	241.6	25:13.840
1	30:04.709	...	42.099	41.887	178.2	30:04.709	8	2:23.161 B	41.202	46.269	55.690	252.8	27:37.001
2	1:53.295	35.497	38.648	39.150	273.9	31:58.004	9	4:46.507	3:14.531	45.074	46.902	186.5	32:23.508
3	2:03.025 B	38.255	38.189	46.581	283.1	34:01.029	10	2:08.209	38.760	44.758	44.691	243.2	34:31.717
4	7:50.898	6:23.058	44.030	43.810	161.3	41:51.927	11	2:06.878	37.895	44.852	44.131	252.3	36:38.595
5	2:15.393	43.730	46.023	45.640	243.2	44:07.320	12	2:09.229	38.000	45.301	45.928	250.5	38:47.824
6	2:03.344	37.620	42.287	43.437	238.9	46:10.664	13	2:02.079	36.694	42.399	42.986	278.1	40:49.903
7	2:02.521	37.161	42.179	43.181	236.9	48:13.185	14	2:13.198 B	37.412	43.060	52.726	245.4	43:03.101
8	2:23.685 B	36.975	42.316	1:04.394	241.1	50:36.870	15	5:59.953 B	4:12.753	43.408	1:03.792	196.2	49:03.054
4 VINCE MOUGINS AUTO SPORT PORSCHE 992 CUP							15 CECCATO RACING BMW M4 GT3						
1	9:39.962	7:10.426	1:00.878	1:28.658	121.9	9:39.962	1	40:18.359	...	40.083	39.096	66.7	40:18.359
2	3:34.913	1:25.174	1:19.477	50.262	71.8	13:14.875	2	1:50.386	34.621	37.829	37.936	273.2	42:08.745
3	2:09.064	40.306	43.952	44.806	203.2	15:23.939	3	1:49.999	34.835	37.825	37.339	271.8	43:58.744
4	2:17.415 B	38.919	44.008	54.488	234.8	17:41.354	4	1:52.484	34.943	38.287	39.254	253.4	45:51.228
5	3:48.059	2:21.294	43.232	43.533	196.6	21:29.413	5	2:10.482 B	36.737	39.920	53.825	227.9	48:01.710
6	2:03.044	38.096	42.555	42.393	258.2	23:32.457	019 VSR 19 VSR - VINCENZO SOSPIRI RACING LAMBORGHINI HURACAN GT3						
7	2:00.720	37.135	41.447	42.138	255.8	25:33.177	1	5:48.944 B	2:52.724	1:21.949	1:34.271	166.5	5:48.944
8	1:59.766	36.803	40.969	41.994	265.8	27:32.943	2	33:26.391	...	39.139	1:05.613	209.5	39:15.335
9	1:59.043	36.578	40.873	41.592	258.2	29:31.986	3	1:48.799	34.528	36.962	37.309	271.8	41:04.134
10	1:59.791	36.302	41.172	42.317	258.9	31:31.777	4	1:51.369	34.126	36.669	40.574	275.9	42:55.503
11	2:12.956 B	38.450	42.000	52.506	203.2	33:44.733	5	1:47.343	34.097	36.419	36.827	275.9	44:42.846
12	5:08.627	3:44.458	41.900	42.269	147.1	38:53.360	6	1:46.892	33.946	36.250	36.696	276.6	46:29.738
13	1:57.791	36.299	40.378	41.114	261.3	40:51.151	7	2:01.121 B	33.847	36.291	50.983	278.1	48:30.859
14	2:02.379	36.525	44.043	41.811	258.2	42:53.530	19 SPS AUTOMOTIVE SPS AUTOMOTIVE MERCEDES AMG GT3						
15	1:57.767	36.834	40.135	40.798	260.7	44:51.297	1	10:51.583	7:56.482	1:22.353	1:32.748	79.9	10:51.583
16	1:55.097	35.607	39.344	40.146	269.8	46:46.394	2	2:56.238	1:27.319	44.877	44.042	80.1	13:47.821
17	2:19.374 B	35.309	39.172	1:04.893	269.1	49:05.768	3	2:00.978	36.610	42.712	41.656	255.8	15:48.799
7 STORIC & RACE CARS STORIC & RACE CARS FERRARI 296 GT3							4	1:55.792	37.353	39.342	39.097	223.2	17:44.591
1	16:32.369	...	42.645	40.045	194.5	16:32.369	5	1:58.408	35.890	38.137	44.381	250.5	19:42.999
2	1:51.137	35.237	38.673	37.227	265.8	18:23.506	6	1:51.228	35.357	37.661	38.210	263.9	21:34.227
3	1:48.829	34.520	36.934	37.375	275.9	20:12.335	7	1:59.490 B	35.030	37.725	46.735	264.5	23:33.717
4	1:48.245	34.088	37.380	36.777	276.6	22:00.580	8	8:11.926	6:41.712	44.715	45.499	138.7	31:45.643
5	1:56.937 B	34.119	38.659	44.159	275.2	23:57.517	9	2:06.198	38.594	43.297	44.307	223.7	33:51.841
6	8:34.954	7:14.175	40.539	40.240	200.2	32:32.471	10	2:06.819	40.530	42.715	43.574	194.5	35:58.660
7	1:52.638	35.252	38.395	38.991	244.9	34:25.109	11	2:02.836	38.054	41.542	43.240	219.6	38:01.496
8	1:50.449	34.787	37.744	37.918	273.9	36:15.558	12	2:05.946	38.439	43.856	43.651	228.9	40:07.442
9	1:53.737	36.615	38.521	38.601	275.2	38:09.295	13	2:03.821	37.832	42.535	43.454	242.1	42:11.263
10	1:50.089	34.297	37.206	38.586	278.1	39:59.384	14	2:11.150 B	36.669	40.597	53.884	252.3	44:22.413
11	1:53.110	36.243	39.083	37.784	249.4	41:52.494	25 IRON LYNX 25 IRON LYNX LAMBORGHINI SUPER TROFEO EVO						
12	1:50.547	36.231	36.990	37.326	246.0	43:43.041	1	26:37.657	...	48.544	51.517	152.7	26:37.657
13	1:51.204	34.278	39.138	37.788	278.1	45:34.245	2	2:25.311	43.600	48.301	53.410	184.6	29:02.968
14	2:04.387 B	35.206	37.493	51.688	276.6	47:38.632	3	2:26.998	45.662	50.490	50.846	190.7	31:29.966
13 ESTEVE SRO RACE CENTRE MERCEDES AMG GT2 PRO							4	2:20.835	43.377	47.913	49.545	220.5	33:50.801
1	6:37.277	4:21.920	1:07.706	1:07.651	131.0	6:37.277	5	2:19.262	43.080	47.291	48.891	218.8	36:10.063
2	3:54.561	1:04.298	1:21.331	1:28.932	164.5	10:31.838	6	2:18.390	42.486	47.216	48.688	226.0	38:28.453
3	2:58.884	55.304	1:05.016	58.564	131.6	13:30.722	7	2:16.020	41.075	46.483	48.462	224.2	40:44.473
4	2:42.573 B	48.696	51.510	1:02.367	170.7	16:13.295	8	2:16.990	40.340	47.830	48.820	234.3	43:01.463
5	4:33.903	2:55.405	49.223	49.275	144.6	20:47.198	9	2:26.913 B	40.308	45.237	1:01.368	233.8	45:28.376
6	2:15.733	42.654	46.266	46.813	196.2	23:02.931							





Curbstone Track Events

Monza, 23-24.09.2024

SESSION RACE 1

Sector Analysis

— Invalidated Lap

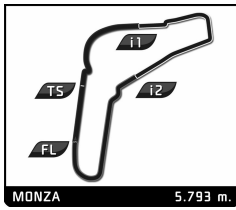

■ Personal Best

■ Session Best

B Crossing the pit lane

Lap	Time	Sector 1	Sector 2	Sector 3	T.Sp	Elapsed	Lap	Time	Sector 1	Sector 2	Sector 3	T.Sp	Elapsed
027 ALLSPORTS 27 ALLSPORTS FERRARI 488 CHALLENGE							10	2:02.010	38.180	41.626	42.204	253.4	35:27.605
1	15:46.745	...	49.838	48.973	154.0	15:46.745	11	1:59.974	37.391	41.068	41.515	260.7	37:27.579
2	2:04.824	39.201	43.612	42.011	234.3	17:51.569	12	2:01.539	38.259	41.322	41.958	257.0	39:29.118
3	2:00.432	36.293	41.961	42.178	262.6	19:52.001	13	2:39.716	1:15.152	41.623	42.941	260.1	42:08.834
4	1:57.962	35.785	40.971	41.206	267.8	21:49.963	14	2:10.132B	37.229	40.822	52.081	258.9	44:18.966
5	1:56.931	35.150	40.574	41.207	270.4	23:46.894							
6	1:58.817	35.528	42.633	40.656	271.1	25:45.711	46 SVC GT4 SVC MERCEDES AMG GT4						
7	1:54.730	35.152	39.726	39.852	268.4	27:40.441	1	12:35.000B	9:37.415	1:23.078	1:34.507	79.9	12:35.000
8	1:53.841	34.955	39.680	39.206	266.5	29:34.282	2	3:28.238	1:57.562	45.014	45.662	174.5	16:03.238
9	2:00.553	36.553	43.798	40.202	255.8	31:34.835	3	2:05.471	38.962	42.959	43.550	245.4	18:08.709
10	2:01.888	36.769	41.262	43.857	233.3	33:36.723	4	2:12.616B	38.608	41.904	52.104	246.0	20:21.325
11	1:55.380	35.969	40.246	39.165	261.3	35:32.103	5	8:38.569	7:05.099	46.466	47.004	117.5	28:59.894
12	1:54.372	35.300	39.413	39.659	268.4	37:26.475	6	2:08.722	40.180	44.037	44.505	205.1	31:08.616
13	1:54.072	34.922	39.458	39.692	273.9	39:20.547	7	2:06.980	39.295	43.273	44.412	240.0	33:15.596
14	1:53.163	34.997	39.355	38.811	261.3	41:13.710	8	2:06.020	39.237	42.740	44.043	236.9	35:21.616
15	2:35.845B	43.503	54.789	57.553	207.5	43:49.555	9	2:05.050	38.947	42.343	43.760	244.9	37:26.666
							10	2:05.503	40.012	42.344	43.147	223.2	39:32.169
							11	2:04.573	38.882	42.494	43.197	244.3	41:36.742
							12	2:03.268	38.700	42.147	42.421	239.5	43:40.010
							13	2:02.616	38.833	41.052	42.731	246.5	45:42.626
							14	2:02.247	38.512	41.483	42.252	246.0	47:44.873
							15	2:29.310B	38.172	45.212	1:05.926	247.1	50:14.183
							47 SVC 991 SVC PORSCHE 991 GT3						
							1	13:10.403	...	1:19.611	49.886	78.6	13:10.403
							2	2:15.261B	40.484	42.345	52.432	208.3	15:25.664
							3	7:43.113	6:10.531	46.849	45.733	103.7	23:08.777
							4	2:05.372	38.911	43.009	43.452	221.4	25:14.149
							5	2:00.461	36.740	41.792	41.929	262.6	27:14.610
							6	2:01.343	36.582	42.364	42.397	265.2	29:15.953
							7	2:01.422	36.597	42.576	42.249	244.9	31:17.375
							8	2:01.533	36.223	42.215	43.095	258.2	33:18.908
							9	1:59.709	36.513	41.716	41.480	254.6	35:18.617
							10	2:11.462B	36.619	41.093	53.750	250.5	37:30.079
							11	6:01.699	4:32.398	44.141	45.160	158.7	43:31.778
							12	2:05.867	37.711	42.661	45.495	247.1	45:37.645
							13	2:02.975	38.127	42.147	42.701	251.1	47:40.620
							14	2:24.711B	38.646	46.491	59.574	262.6	50:05.331
							55 NOVA RACE 55 NOVA RACE EVENTS HONDA NSX GT3						
							1	9:39.114B	6:42.013	1:22.858	1:34.243	62.3	9:39.114
							2	7:57.684B	6:25.777	40.057	51.850	181.8	17:36.798
							3	6:25.098	5:05.290	39.751	40.057	209.5	24:01.896
							4	1:52.843	35.677	37.961	39.205	214.9	25:54.739
							5	1:56.293B	34.829	37.208	44.256	257.0	27:51.032
							6	15:00.372	...	40.358	39.842	212.8	42:51.404
							7	1:49.232	34.639	37.392	37.201	270.4	44:40.636
							8	1:47.918	34.293	36.802	36.823	274.5	46:28.554
							9	1:57.634B	34.121	36.820	46.693	275.9	48:26.188
							63 IRON LYNX 63 IRON LYNX LAMBORGHINI GT3 EVO						
							1	3:34.812B	1:49.434	47.463	57.915	144.4	3:34.812
							2	13:15.999	...	41.330	40.944	178.2	16:50.811





Curbstone Track Events

Monza, 23-24.09.2024

SESSION RACE 1

Sector Analysis

— Invalidated Lap ■ Personal Best ■ Session Best B Crossing the pit lane

Lap	Time	Sector 1	Sector 2	Sector 3	T.Sp	Elapsed	Lap	Time	Sector 1	Sector 2	Sector 3	T.Sp	Elapsed
3	1:56.057	35.928	39.170	40.959	245.4	18:46.868	11	2:14.552 B	34.544	36.945	1:03.063	273.2	49:09.129
4	1:54.728	35.405	38.210	41.113	262.0	20:41.596	74 ROSSOCORSA 74						FERRARI 296 GT3
5	1:51.091	34.971	37.932	38.188	269.8	22:32.687	ROSSOCORSA						
6	1:50.060	34.912	37.349	37.799	270.4	24:22.747	1	18:57.118	...	41.769	40.372	190.7	18:57.118
7	1:48.889	34.475	37.014	37.400	271.8	26:11.636	2	1:55.356	35.761	38.835	40.760	273.2	20:52.474
8	1:52.606	34.505	36.998	41.103	273.2	28:04.242	3	2:04.336 B	37.743	40.871	45.722	214.9	22:56.810
9	1:48.613	34.538	36.799	37.276	271.1	29:52.855	4	9:13.191	7:47.564	42.745	42.882	189.1	32:10.001
10	1:48.816	34.396	36.556	37.864	271.1	31:41.671	5	2:02.190	39.409	41.802	40.979	269.1	34:12.191
11	1:58.960 B	34.223	38.018	46.719	272.5	33:40.631	6	1:56.723	36.078	39.980	40.665	251.7	36:08.914
12	4:53.619	3:36.072	39.243	38.304	194.5	38:34.250	7	1:55.816	35.019	40.791	40.006	270.4	38:04.730
13	1:51.170	35.458	38.066	37.646	274.5	40:25.420	8	1:54.087	35.053	39.368	39.666	272.5	39:58.817
14	1:48.665	34.283	37.068	37.314	273.9	42:14.085	9	1:56.973	36.269	40.520	40.184	250.5	41:55.790
15	1:49.688	34.930	37.354	37.404	275.9	44:03.773	10	1:51.699	35.090	37.856	38.753	273.2	43:47.489
16	1:47.760	34.109	36.776	36.875	274.5	45:51.533	11	1:52.492	34.646	38.167	39.679	275.2	45:39.981
17	1:50.574	34.228	38.027	38.319	273.9	47:42.107	12	1:52.357	35.004	38.601	38.752	275.2	47:32.338
18	2:19.066 B	35.938	45.422	57.706	273.9	50:01.173	13	2:26.531 B	34.546	50.796	1:01.189	273.9	49:58.869

66 VSR 66		VSR - VINCENZO SOSPIRI RACING		LAMBORGHINI HURACAN GT3		
1	11:14.713 B	8:31.453	1:08.329	1:34.931	84.1	11:14.713
2	25:07.091	...	39.441	39.079	207.5	36:21.804
3	1:51.899	34.629	39.028	38.242	272.5	38:13.703
4	1:51.611	34.298	36.923	40.390	275.2	40:05.314
5	1:49.799	34.190	36.969	38.640	275.9	41:55.113
6	1:48.200	34.031	37.099	37.070	276.6	43:43.313
7	1:49.277	34.239	37.419	37.619	277.3	45:32.590
8	1:47.563	34.056	36.519	36.988	273.9	47:20.153
9	2:05.972 B	34.329	40.439	51.204	273.9	49:26.125

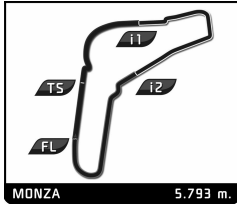

70 ROSSOCORSA 70		ROSSOCORSA		FERRARI 488 CHALLENGE		
1	10:42.943	7:50.819	1:22.099	1:30.025	122.4	10:42.943
2	2:58.959	1:18.267	55.227	45.465	76.6	13:41.902
3	2:04.432	38.452	43.210	42.770	238.9	15:46.334
4	1:57.415	37.272	39.919	40.224	265.8	17:43.749
5	2:01.735 B	35.474	38.657	47.604	257.6	19:45.484
6	6:11.109	4:31.866	51.343	47.900	122.4	25:56.593
7	2:13.822	40.074	44.268	49.480	229.4	28:10.415
8	2:06.618	38.096	44.177	44.345	268.4	30:17.033
9	2:03.878	36.973	43.559	43.346	269.1	32:20.911
10	2:04.204	38.553	41.976	43.675	271.1	34:25.115
11	2:05.186	37.259	43.849	44.078	244.9	36:30.301
12	2:03.016	37.227	42.304	43.485	273.2	38:33.317
13	2:21.751 B	38.230	45.366	58.155	273.2	40:55.068

71 AF CORSE		AF CORSE		FERRARI 296 GT3		
1	29:10.220	...	39.977	38.698	197.7	29:10.220
2	1:50.866	34.589	38.487	37.790	272.5	31:01.086
3	1:48.632	34.225	37.233	37.174	273.2	32:49.718
4	1:48.212	34.401	36.865	36.946	271.1	34:37.930
5	1:49.436	34.165	37.073	38.198	273.9	36:27.366
6	1:49.305	34.368	37.413	37.524	272.5	38:16.671
7	1:47.970	34.220	36.936	36.814	273.2	40:04.641
8	1:48.126	34.216	36.974	36.936	273.2	41:52.767
9	1:53.976 B	34.645	36.369	42.962	273.9	43:46.743
10	3:07.834	1:51.986	37.911	37.937	206.3	46:54.577

77 NOVA RACE 77		NOVA RACE EVENTS		HONDA NSX GT3		
1	10:36.422 B	7:40.373	1:21.533	1:34.516	134.6	10:36.422
2	6:10.285	4:36.849	47.272	46.164	148.3	16:46.707
3	1:57.137	36.269	40.345	40.523	257.6	18:43.844
4	1:58.755	35.316	40.546	42.893	266.5	20:42.599
5	1:53.073	34.939	38.715	39.419	270.4	22:35.672
6	1:52.939	35.470	38.301	39.168	259.5	24:28.611
7	1:52.213	35.378	38.313	38.522	262.6	26:20.824
8	1:50.680	34.881	37.801	37.998	269.1	28:11.504
9	1:58.037 B	35.450	37.755	44.832	260.7	30:09.541
10	4:40.460	3:20.694	39.459	40.307	183.3	34:50.001
11	1:52.314	35.053	38.224	39.037	267.1	36:42.315
12	1:52.563	35.131	38.954	38.478	269.1	38:34.878
13	1:53.955	36.014	39.442	38.499	275.9	40:28.833
14	1:50.366	34.725	37.754	37.887	273.9	42:19.199
15	1:50.198	34.713	37.591	37.894	271.8	44:09.397
16	1:49.989	34.742	37.496	37.751	273.9	45:59.386
17	1:49.853	34.561	37.225	38.067	273.9	47:49.239
18	2:37.458 B	39.249	49.364	1:08.845	274.5	50:26.697

222 AMG GT2		MERCEDES-AMG		MERCEDES AMG GT2 (TESTF1RST)		
1	9:37.222	6:46.025	1:19.842	1:31.355	83.1	9:37.222
2	3:39.719	1:25.383	1:19.920	54.416	82.1	13:16.941
3	2:29.632	48.709	50.846	50.077	187.8	15:46.573
4	2:25.578	46.685	48.794	50.099	188.4	18:12.151
5	2:19.458	45.775	46.864	46.819	192.1	20:31.609
6	2:13.956	42.166	46.131	45.659	218.8	22:45.565
7	2:08.922	40.673	44.992	43.257	227.9	24:54.487
8	2:04.553	39.658	42.565	42.330	242.7	26:59.040
9	2:01.453	38.873	40.565	42.015	247.1	29:00.493
10	1:57.616	37.688	40.056	39.872	249.9	30:58.109
11	1:54.066	35.663	38.810	39.593	267.8	32:52.175
12	1:49.969	34.033	37.751	38.185	264.5	34:42.144
13	1:49.104	33.798	37.484	37.822	291.5	36:31.248
14	1:54.728	34.679	39.757	40.292	268.4	38:25.976
15	1:48.829	33.522	37.621	37.686	287.6	40:14.805
16	1:47.898	33.320	37.332	37.246	273.2	42:02.703





Curbstone Track Events

Monza, 23-24.09.2024

SESSION RACE 1

Sector Analysis

— Invalidated Lap ■ Personal Best ■ Session Best **B** Crossing the pit lane

Lap	Time	Sector 1	Sector 2	Sector 3	T.Spd	Elapsed	Lap	Time	Sector 1	Sector 2	Sector 3	T.Spd	Elapsed
17	1:48.035	33.283	37.382	37.370	277.3	43:50.738	2	3:32.500	1:25.032	1:19.821	47.647	76.0	13:11.163
18	1:56.666	35.637	39.472	41.557	245.4	45:47.404	3	1:55.778	36.098	39.779	39.901	259.5	15:06.941
19	1:54.635	37.366	38.642	38.627	217.0	47:42.039	4	1:51.953	35.252	37.964	38.737	269.8	16:58.894
20	2:25.041 B	37.693	47.444	59.904		50:07.080	5	1:49.325	34.586	37.055	37.684	273.2	18:48.219

229 PINETTI		PINETTI MOTORSPORT						FERRARI 488 CHALLENGE					
1	9:13.559 B	5:59.226	1:33.136	1:41.197	54.4	9:13.559	1	9:13.559	5:59.226	1:33.136	1:41.197	54.4	9:13.559
2	6:36.944	4:56.772	49.613	50.559	151.8	15:50.503	2	6:36.944	4:56.772	49.613	50.559	151.8	15:50.503
3	2:11.278	41.225	44.733	45.320	202.5	18:01.781	3	2:11.278	41.225	44.733	45.320	202.5	18:01.781
4	2:04.221	37.842	42.306	44.073	248.8	20:06.002	4	2:04.221	37.842	42.306	44.073	248.8	20:06.002
5	2:01.309	37.081	41.502	42.726	258.9	22:07.311	5	2:01.309	37.081	41.502	42.726	258.9	22:07.311
6	2:08.606 B	36.265	40.995	51.346	251.1	24:15.917	6	2:08.606 B	36.265	40.995	51.346	251.1	24:15.917
7	5:02.364	3:38.154	41.529	42.681	172.8	29:18.281	7	5:02.364	3:38.154	41.529	42.681	172.8	29:18.281
8	2:01.392	36.448	42.906	42.038	262.0	31:19.673	8	2:01.392	36.448	42.906	42.038	262.0	31:19.673
9	2:05.595 B	35.653	40.031	49.911	262.0	33:25.268	9	2:05.595 B	35.653	40.031	49.911	262.0	33:25.268
10	4:53.981	3:29.440	42.225	42.316	167.0	38:19.249	10	4:53.981	3:29.440	42.225	42.316	167.0	38:19.249
11	1:52.853	34.748	38.795	39.310	278.1	40:12.102	11	1:52.853	34.748	38.795	39.310	278.1	40:12.102
12	1:53.037	34.827	39.036	39.174	278.1	42:05.139	12	1:53.037	34.827	39.036	39.174	278.1	42:05.139
13	1:53.092	35.018	38.989	39.085	279.5	43:58.231	13	1:53.092	35.018	38.989	39.085	279.5	43:58.231
14	1:52.051	34.987	38.289	38.775	255.2	45:50.282	14	1:52.051	34.987	38.289	38.775	255.2	45:50.282
15	1:54.065	34.507	39.164	40.394	277.3	47:44.347	15	1:54.065	34.507	39.164	40.394	277.3	47:44.347
16	2:25.813 B	36.819	46.604	1:02.390	273.9	50:10.160	16	2:25.813 B	36.819	46.604	1:02.390	273.9	50:10.160

6	2:00.133 B	34.518	37.911	47.704	273.9	20:48.352	16	2:06.620 B	35.280	38.678	52.662	258.9	49:20.730
7	6:19.028	4:52.191	43.700	43.137	186.2	27:07.380	17						
8	1:57.192	36.198	40.373	40.621	265.2	29:04.572	18						
9	2:01.942	39.982	41.241	40.719	198.0	31:06.514	19						
10	1:54.788	35.370	39.513	39.905	269.8	33:01.302	20						
11	1:54.031	35.296	39.073	39.662	267.1	34:55.333	21						
12	1:53.316	35.349	38.987	38.980	271.1	36:48.649	22						
13	2:06.530 B	36.837	39.126	50.567	184.3	38:55.179	23						
14	6:23.902	5:01.127	41.277	41.498	180.6	45:19.081	24						
15	1:55.029	36.600	39.197	39.232	254.0	47:14.110	25						

633 VSR 63		VSR - VINCENZO SOSPIRI RACING						LAMBORGHINI HURACAN GT3					
1	5:43.417 B	2:47.745	1:21.217	1:34.455	80.9	5:43.417	1	5:43.417	2:47.745	1:21.217	1:34.455	80.9	5:43.417
2	30:34.958	...	38.247	37.760	192.8	36:18.375	2	30:34.958	...	38.247	37.760	192.8	36:18.375
3	1:49.776	34.292	37.337	38.147	273.9	38:08.151	3	1:49.776	34.292	37.337	38.147	273.9	38:08.151
4	1:48.216	34.105	37.032	37.079	276.6	39:56.367	4	1:48.216	34.105	37.032	37.079	276.6	39:56.367
5	1:47.694	34.137	36.853	36.704	274.5	41:44.061	5	1:47.694	34.137	36.853	36.704	274.5	41:44.061
6	1:54.652 B	34.094	36.452	44.106	275.2	43:38.713	6	1:54.652 B	34.094	36.452	44.106	275.2	43:38.713
7	3:17.253	1:57.198	41.379	38.676	211.1	46:55.966	7	3:17.253	1:57.198	41.379	38.676	211.1	46:55.966
8	2:15.964 B	34.892	37.745	1:03.327	266.5	49:11.930	8	2:15.964 B	34.892	37.745	1:03.327	266.5	49:11.930

232 LEMA RACING		LEMA RACING						LAMBORGHINI HURACAN SUPER TROFEO					
1	21:00.008	...	53.235	50.405	140.8	21:00.008	1	21:00.008	...	53.235	50.405	140.8	21:00.008
2	2:10.692	41.340	44.534	44.818	186.2	23:10.700	2	2:10.692	41.340	44.534	44.818	186.2	23:10.700
3	2:07.518	40.443	42.894	44.181	247.1	25:18.218	3	2:07.518	40.443	42.894	44.181	247.1	25:18.218
4	2:06.095	38.043	44.158	43.894	221.0	27:24.313	4	2:06.095	38.043	44.158	43.894	221.0	27:24.313
5	2:04.194	37.643	43.029	43.522	239.5	29:28.507	5	2:04.194	37.643	43.029	43.522	239.5	29:28.507
6	2:02.786	37.459	41.875	43.452	249.9	31:31.293	6	2:02.786	37.459	41.875	43.452	249.9	31:31.293
7	2:02.927	38.412	41.980	42.535	213.2	33:34.220	7	2:02.927	38.412	41.980	42.535	213.2	33:34.220
8	2:02.555	39.984	40.892	41.679	269.8	35:36.775	8	2:02.555	39.984	40.892	41.679	269.8	35:36.775
9	1:59.292	36.551	41.561	41.180	253.4	37:36.067	9	1:59.292	36.551	41.561	41.180	253.4	37:36.067
10	2:07.398 B	36.109	41.254	50.035	263.9	39:43.465	10	2:07.398 B	36.109	41.254	50.035	263.9	39:43.465
11	4:13.931	2:50.425	42.232	41.274	196.6	43:57.396	11	4:13.931	2:50.425	42.232	41.274	196.6	43:57.396
12	2:03.746	40.475	41.478	41.793	260.7	46:01.142	12	2:03.746	40.475	41.478	41.793	260.7	46:01.142
13	1:57.123	35.864	40.002	41.257	253.4	47:58.265	13	1:57.123	35.864	40.002	41.257	253.4	47:58.265
14	2:30.178 B	40.191	44.796	1:05.191	232.8	50:28.443	14	2:30.178 B	40.191	44.796	1:05.191	232.8	50:28.443

280 ALLSPORTS 28		ALLSPORTS						AUDI R8 GT3 LMS					
1	5:08.619 B	2:28.219	1:03.491	1:36.909	97.5	5:08.619	1	5:08.619	2:28.219	1:03.491	1:36.909	97.5	5:08.619
2	5:07.362 B	2:17.942	1:08.854	1:40.566	164.0	10:15.981	2	5:07.362 B	2:17.942	1:08.854	1:40.566	164.0	10:15.981
3	8:19.875	6:53.422	44.431	42.022	157.1	18:35.856	3	8:19.875	6:53.422	44.431	42.022	157.1	18:35.856
4	2:01.984	37.610	43.370	41.004	245.4	20:37.840	4	2:01.984	37.610	43.370	41.004	245.4	20:37.840
5	1:57.333	36.302	40.730	40.301	257.6	22:35.173	5	1:57.333	36.302	40.730	40.301	257.6	22:35.173
6	1:54.980	35.851	39.815	39.314	267.1	24:30.153	6	1:54.980	35.851	39.815	39.314	267.1	24:30.153
7	2:12.106 B	35.776	40.568	55.762	268.4	26:42.259	7	2:12.106 B	35.776	40.568	55.762	268.4	26:42.259
8	5:27.904	4:02.811	42.584	42.509	179.4	32:10.163	8	5:27.904	4:02.811	42.584	42.509	179.4	32:10.163
9	1:54.779	36.248	39.059	39.472	236.9	34:04.942	9	1:54.779	36.248	39.059	39.472	236.9	34:04.942
10	2:17.225 B	35.706	39.763	1:01.756	266.5	36:22.167	10	2:17.225 B	35.706	39.763	1:01.756	266.5	36:22.167

333 ASR33		AUTO SPORT RACING						LAMBORGHINI SUPER TROFEO EVO2					
1	9:38.663	6:50.777	1:16.354	1:31.532	155.3	9:38.663	1	9:38.663	6:50.777	1:16.354	1:31.532	155.3	9:38.663

