

Curbstone Track Events

Monza, 23-24.09.2024

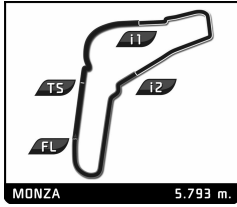

SESSION RACE 2

Sector Analysis

___ Invalidated Lap ■ Personal Best ■ Session Best ■ Crossing the pit lane

Lap	Time	Sector 1	Sector 2	Sector 3	T.Spd	Elapsed	Lap	Time	Sector 1	Sector 2	Sector 3	T.Spd	Elapsed
3 ASR3 AUTO SPORT RACING LAMBORGHINI SUPER TROFEO EVO2							15 CECCATO RACING CECCATO RACING BMW M4 GT3						
1	24:40.073	...	45.597	45.986	115.3	24:40.073	1	21:15.230	...	39.983	39.566	168.8	21:15.230
2	2:07.128	38.811	43.378	44.939	235.8	26:47.201	2	1:49.937	34.598	37.917	37.422	272.5	23:05.167
3	2:06.000	37.261	44.260	44.479	248.2	28:53.201	3	1:49.004	34.281	37.513	37.210	273.2	24:54.171
4	2:06.196	36.904	43.438	45.854	248.8	30:59.397	4	1:51.867	34.087	37.384	40.396	275.2	26:46.038
5	2:02.613	37.674	42.342	42.597	235.8	33:02.010	5	1:49.515	34.081	37.111	38.323	275.9	28:35.553
6	2:02.458	37.145	42.273	43.040	258.2	35:04.468	6	1:49.266	33.880	37.243	38.143	275.9	30:24.819
7	2:06.183	37.144	44.676	44.363	252.3	37:10.651	7	2:01.700B	33.990	37.202	50.508	276.6	32:26.519
8	2:00.800	36.581	41.254	42.965	262.6	39:11.451	8	5:27.146	4:06.851	41.969	38.326	107.2	37:53.665
9	1:58.783	36.486	40.739	41.558	258.2	41:10.234	9	1:56.078	34.250	42.256	39.572	272.5	39:49.743
10	1:58.686	35.949	40.976	41.761	260.7	43:08.920	10	1:48.510	34.090	37.103	37.317	273.9	41:38.253
11	2:19.875B	36.515	41.923	1:01.437	273.2	45:28.795	11	1:48.801	34.396	37.277	37.128	275.2	43:27.054
							12	2:11.825B	34.155	37.123	1:00.547	274.5	45:38.879
4 VINCE MOUGINS AUTO SPORT PORSCHE 992 CUP							019 VSR 19 VSR - VINCENZO SOSPIRI RACING LAMBORGHINI HURACAN GT3						
1	21:15.739	...	48.470	46.485	147.5	21:15.739	1	20:13.253	...	36.782	37.078	157.8	20:13.253
2	2:03.665	39.204	42.786	41.675	210.7	23:19.404	2	1:49.942	34.070	36.512	39.360	275.2	22:03.195
3	1:55.723	35.830	39.743	40.150	260.7	25:15.127	3	1:46.755	33.974	36.188	36.593	279.5	23:49.950
4	1:56.136	36.855	39.183	40.098	203.2	27:11.263	4	1:46.672	33.768	36.373	36.531	277.3	25:36.622
5	2:03.739B	35.562	39.460	48.717	267.1	29:15.002	5	2:02.543	33.768	39.540	49.235	277.3	27:39.165
6	3:10.218	1:50.216	40.099	39.903	177.6	32:25.220	6	1:46.642	33.702	36.413	36.527	277.3	29:25.807
7	1:55.650	36.331	39.299	40.020	273.2	34:20.870	7	1:59.626B	35.542	39.521	44.563	243.8	31:25.433
8	1:53.740	35.739	38.815	39.186	257.0	36:14.610	8	4:06.660	2:52.362	37.128	37.170	215.7	35:32.093
9	2:21.991B	39.031	46.658	56.302	268.4	38:36.601	9	1:49.031	33.990	36.139	38.902	277.3	37:21.124
7 STORIC & RACE CARS STORIC & RACE CARS FERRARI 296 GT3							19 SPS AUTOMOTIVE SPS AUTOMOTIVE MERCEDES AMG GT3						
1	22:14.598	...	40.080	39.985	201.3	22:14.598	1	29:09.832	...	43.222	41.609	156.2	29:09.832
2	1:51.885	35.009	37.940	38.936	269.1	24:06.483	2	2:00.631	37.801	40.979	41.851	252.3	31:10.463
3	1:49.874	34.443	37.410	38.021	275.2	25:56.357	3	2:01.512	38.492	41.136	41.884	232.8	33:11.975
4	1:50.074	34.197	38.491	37.386	275.2	27:46.431	4	2:00.165	36.615	41.730	41.820	262.0	35:12.140
5	1:48.524	34.233	37.125	37.166	275.9	29:34.955	5	1:59.201	36.798	41.156	41.247	255.2	37:11.341
6	1:51.041	34.375	38.410	38.256	278.8	31:25.996	6	2:00.950	36.940	41.774	42.236	240.0	39:12.291
7	1:49.392	35.001	36.643	37.748	277.3	33:15.388	7	2:09.744B	36.813	40.532	52.399	246.0	41:22.035
8	1:49.480	34.333	37.678	37.469	275.9	35:04.868							
9	1:51.996	36.630	37.605	37.761	260.1	36:56.864							
10	1:48.627	34.402	37.358	36.867	274.5	38:45.491							
11	1:53.285	34.602	39.100	39.583	278.8	40:38.776							
12	1:47.841	34.132	36.904	36.805	277.3	42:26.617							
13	1:48.234	34.053	36.875	37.306	275.9	44:14.851							
14	3:04.490B	36.308	50.666	1:37.516	238.4	47:19.341							
13 ESTEVE SRO RACE CENTRE MERCEDES AMG GT2 PRO							25 IRON LYNX 25 IRON LYNX LAMBORGHINI SUPER TROFEO EVO						
1	23:49.124	...	45.843	44.597	148.9	23:49.124	1	22:24.223B	...	46.378	57.538	174.5	22:24.223
2	2:07.557	39.873	43.302	44.382	227.0	25:56.681	2	5:58.644	4:28.305	44.425	45.914	201.0	28:22.867
3	2:02.766	39.097	41.476	42.193	217.0	27:59.447	3	2:04.671	37.868	43.640	43.163	252.3	30:27.538
4	2:08.535B	36.301	41.319	50.915	256.4	30:07.982	4	2:03.432	38.095	42.165	43.172	249.4	32:30.970
5	3:16.408	1:53.141	41.647	41.620	205.1	33:24.390	5	2:02.605	37.255	41.690	43.660	247.1	34:33.575
6	1:57.707	35.615	40.625	41.467	267.8	35:22.097	6	2:03.286	37.047	41.533	44.706	263.2	36:36.861
7	2:01.361	35.841	43.259	42.261	270.4	37:23.458	7	2:01.589	37.298	41.529	42.762	249.4	38:38.450
8	1:58.191	36.228	40.658	41.305	242.1	39:21.649	8	2:15.701B	37.028	41.379	57.294	254.6	40:54.151
9	1:57.464	35.804	40.421	41.239	256.4	41:19.113							
10	1:56.350	35.315	40.260	40.775	265.8	43:15.463							
11	2:16.494B	35.634	39.838	1:01.022	247.1	45:31.957							
26 GUARNACCIA DALLARA DALLARA STRADALE							26 GUARNACCIA DALLARA DALLARA STRADALE						
1	23:52.788	...	44.666	45.465	167.3	23:52.788	1	23:52.788	...	44.666	45.465	167.3	23:52.788





Curbstone Track Events

Monza, 23-24.09.2024

SESSION RACE 2

Sector Analysis

— Invalidated Lap

■ Personal Best

■ Session Best

■ Crossing the pit lane

Lap	Time	Sector 1	Sector 2	Sector 3	T.Sp	Elapsed	Lap	Time	Sector 1	Sector 2	Sector 3	T.Sp	Elapsed
2	2:02.571	38.015	43.166	41.390	256.4	25:55.359	3	1:59.591	37.800	39.323	42.468	238.9	26:07.128
3	2:01.722	40.176	40.621	40.925	144.4	27:57.081	4	1:56.099	35.830	39.376	40.893	259.5	28:03.227
4	1:58.439	37.208	40.512	40.719	255.2	29:55.520	5	2:00.858	36.097	43.814	40.947	251.1	30:04.085
5	1:58.153	37.301	40.175	40.677	257.0	31:53.673	6	1:56.078	35.270	39.562	41.246	217.9	32:00.163
6	1:59.161	38.387	40.332	40.442	255.2	33:52.834	7	1:56.997	35.242	39.820	41.935	235.8	33:57.160
7	1:58.062	37.150	40.065	40.847	257.0	35:50.896	8	1:55.265	35.500	39.126	40.639	243.8	35:52.425
8	2:13.260	45.983	43.162	44.115	177.4	38:04.156	9	2:10.206	42.250	44.121	43.835	178.2	38:02.631
9	1:59.367	37.191	41.473	40.703	257.0	40:03.523	10	1:57.196	36.265	39.996	40.935	230.3	39:59.827
10	1:57.220	37.058	39.977	40.185	255.2	42:00.743	11	1:55.428	34.500	39.398	41.530	253.4	41:55.255
11	1:59.303	36.953	41.856	40.494	256.4	44:00.046	12	1:56.921	35.713	39.595	41.613	232.8	43:52.176
12	3:03.051 B	37.893	49.234	1:35.924	251.1	47:03.097	13	3:06.827 B	37.572	52.060	1:37.195	201.7	46:59.003

027 ALLSPORTS 27		FERRARI 488 CHALLENGE					
ALLSPORTS							
1	32:47.965	...	51.050	45.347	97.7	32:47.965	
2	2:03.177	40.252	41.403	41.522	193.5	34:51.142	
3	1:57.161	36.052	40.668	40.441	258.2	36:48.303	
4	1:55.857	36.275	39.691	39.891	253.4	38:44.160	
5	1:58.254	35.179	39.746	43.329	273.9	40:42.414	
6	1:53.487	35.138	39.420	38.929	273.9	42:35.901	
7	1:53.538	35.041	39.351	39.146	275.2	44:29.439	
8	2:58.821 B	48.848	59.070	1:10.903	273.2	47:28.260	

29 DL RACING29		LAMBORGHINI SUPER TROFEO EVO2					
DL RACING							
1	20:48.693	...	45.736	46.394	167.0	20:48.693	
2	2:03.575	38.653	42.646	42.276	234.8	22:52.268	
3	1:57.027	36.262	40.432	40.333	273.2	24:49.295	
4	1:58.276	35.740	39.726	42.810	272.5	26:47.571	
5	2:04.308	38.041	43.806	42.461	229.4	28:51.879	
6	1:53.986	35.225	39.302	39.459	275.2	30:45.865	
7	2:02.950 B	35.505	39.645	47.800	273.9	32:48.815	
8	4:17.155	2:55.130	41.772	40.253	207.5	37:05.970	
9	1:53.642	35.180	39.021	39.441	273.9	38:59.612	
10	1:52.001	34.938	38.298	38.765	274.5	40:51.613	
11	2:01.754 B	34.887	38.665	48.202	274.5	42:53.367	

30 DL RACING30		LAMBORGHINI SUPER TROFEO EVO2					
DL RACING							
1	20:37.619	...	44.796	44.686	178.5	20:37.619	
2	2:00.989	38.016	41.479	41.494	254.6	22:38.608	
3	1:58.707	35.779	40.349	42.579	271.1	24:37.315	
4	1:54.749	35.492	39.540	39.717	272.5	26:32.064	
5	1:53.905	35.179	39.394	39.332	272.5	28:25.969	
6	1:53.655	35.320	39.178	39.157	273.9	30:19.624	
7	2:03.648 B	34.706	39.113	49.829	275.2	32:23.272	
8	3:39.366	2:18.323	40.116	40.927	208.7	36:02.638	
9	1:56.509	35.404	40.857	40.248	268.4	37:59.147	
10	1:54.811	35.125	40.487	39.199	272.5	39:53.958	
11	1:53.105	35.061	38.490	39.554	273.2	41:47.063	
12	2:01.772	35.833	41.992	43.947	273.9	43:48.835	
13	3:04.300 B	37.284	52.991	1:34.025	267.8	46:53.135	

39 AMG TS		MERCEDES-AMG TRACK SERIES					
MERCEDES-AMG							
1	22:05.519	...	43.839	45.098	173.7	22:05.519	
2	2:02.018	36.705	40.864	44.449	242.1	24:07.537	

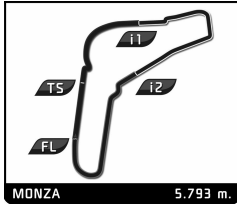

42 DMITRY		PORSCHE GT3 CUP MR					
LUKOVNIKOV							
1	21:19.779	...	45.985	43.343	185.5	21:19.779	
2	2:04.937	39.229	43.440	42.268	242.1	23:24.716	
3	2:02.811	37.479	43.980	41.352	251.7	25:27.527	
4	1:58.837	37.117	40.442	41.278	255.2	27:26.364	
5	1:58.332	36.996	40.261	41.075	260.1	29:24.696	
6	2:00.058	37.870	41.532	40.656	250.5	31:24.754	
7	2:00.104	39.376	40.302	40.426	258.9	33:24.858	
8	1:57.967	36.927	40.364	40.676	252.8	35:22.825	
9	1:58.117	36.737	41.228	40.152	258.9	37:20.942	
10	1:57.598	36.790	40.808	40.000	243.2	39:18.540	
11	1:55.890	36.304	39.541	40.045	262.6	41:14.430	
12	1:56.875	36.761	39.954	40.160	257.0	43:11.305	
13	2:09.531 B	36.306	40.774	52.451	261.3	45:20.836	

46 SVC GT4		MERCEDES-AMG GT4					
SVC							
1	21:15.674	...	48.661	51.220	167.0	21:15.674	
2	2:21.292	42.693	48.748	49.851	198.8	23:36.966	
3	2:11.952	40.972	45.659	45.321	215.7	25:48.918	
4	2:10.023	40.126	44.976	44.921	212.3	27:58.941	
5	2:10.291	39.683	46.158	44.450	238.9	30:09.232	
6	2:10.300	39.273	43.772	47.255	245.4	32:19.532	
7	2:06.635	38.906	43.637	44.092	243.2	34:26.167	
8	2:18.960 B	39.591	45.395	53.974	230.8	36:45.127	

47 SVC 991		PORSCHE 991 GT3					
SVC							
1	21:04.237	...	47.141	46.763	158.7	21:04.237	
2	2:08.527	38.062	46.803	43.662	226.5	23:12.764	
3	2:01.916	37.003	42.305	42.608	227.4	25:14.680	
4	2:09.366	43.703	43.061	42.602	231.3	27:24.046	
5	2:00.296	36.903	41.285	42.108	235.3	29:24.342	
6	2:07.213	36.647	48.204	42.362	251.7	31:31.555	
7	1:59.485	36.052	40.979	42.454	271.8	33:31.040	
8	1:58.475	36.198	40.546	41.731	242.1	35:29.515	
9	1:58.184	36.439	40.484	41.261	247.7	37:27.699	
10	1:56.692	35.644	40.349	40.699	266.5	39:24.391	
11	1:56.258	35.969	39.888	40.401	252.8	41:20.649	
12	1:56.378	35.771	40.149	40.458	257.0	43:17.027	
13	2:17.748 B	35.638	39.794	1:02.316	257.0	45:34.775	

55 NOVA RACE 55		HONDA NSX GT3					
NOVA RACE EVENTS							
1	22:05.519	...	43.839	45.098	173.7	22:05.519	
2	2:02.018	36.705	40.864	44.449	242.1	24:07.537	





Curbstone Track Events

Monza, 23-24.09.2024

SESSION RACE 2

Sector Analysis

— Invalidated Lap

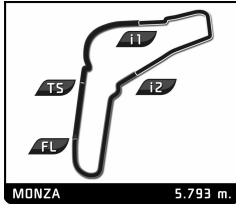
■ Personal Best

■ Session Best

B Crossing the pit lane

Lap	Time	Sector 1	Sector 2	Sector 3	T.Sp	Elapsed	Lap	Time	Sector 1	Sector 2	Sector 3	T.Sp	Elapsed
1	22:21.069	...	37.767	37.286	181.2	22:21.069							
2	1:48.683	34.195	37.419	37.069	275.9	24:09.752							
3	1:47.634	34.153	36.847	36.634	278.1	25:57.386							
4	1:55.435 B	34.749	37.202	43.484	230.3	27:52.821							
5	6:53.329	5:34.563	40.097	38.669	164.7	34:46.150							
6	1:50.843	34.534	38.195	38.114	275.2	36:36.993							
7	1:50.014	34.412	37.627	37.975	275.2	38:27.007							
8	1:49.255	34.524	37.265	37.466	277.3	40:16.262							
9	1:48.692	34.076	37.339	37.277	278.8	42:04.954							
10	1:48.331	34.143	37.017	37.171	278.8	43:53.285							
11	3:07.474 B	38.499	50.869	1:38.106	248.2	47:00.759							
63	IRON LYNX 63												
	IRON LYNX												
1	21:21.588	...	37.923	41.655	207.1	21:21.588							
2	1:52.022	36.083	38.757	37.182	262.0	23:13.610							
3	1:48.637	34.775	36.822	37.040	273.2	25:02.247							
4	1:50.065	34.441	38.138	37.486	273.2	26:52.312							
5	1:49.080	34.265	37.812	37.003	273.2	28:41.392							
6	1:54.592 B	34.198	36.767	43.627	273.9	30:35.984							
7	3:41.156	2:14.764	40.526	45.866	209.1	34:17.140							
8	1:48.261	34.153	37.066	37.042	272.5	36:05.401							
9	1:51.004	34.263	38.290	38.451	273.9	37:56.405							
10	1:48.484	34.161	37.364	36.959	273.9	39:44.889							
11	1:52.116	34.231	37.401	40.484	273.9	41:37.005							
12	1:48.406	34.229	36.344	37.833	273.9	43:25.411							
13	2:10.773 B	34.296	36.465	1:00.012	272.5	45:36.184							
66	VSR 66												
	VSR - VINCENZO SOSPIRI RACING												
1	20:47.140 B	...	42.960	50.947	179.4	20:47.140							
70	ROSSOCORSA 70												
	ROSSOCORSA												
1	21:25.301	...	50.636	46.506	142.5	21:25.301							
2	2:03.516	36.875	44.564	42.077	273.2	23:28.817							
3	2:02.579	38.403	42.450	41.726	269.1	25:31.396							
4	1:58.248	35.469	42.107	40.672	272.5	27:29.644							
5	1:57.112	35.174	40.721	41.217	276.6	29:26.756							
6	2:00.992	36.491	42.382	42.119	265.2	31:27.748							
7	2:16.627 B	37.310	41.122	58.195	262.6	33:44.375							
71	AF CORSE												
	AF CORSE												
1	21:38.593	...	37.682	37.644	192.4	21:38.593							
2	1:50.848	34.300	37.343	39.205	273.2	23:29.441							
3	1:56.319	35.050	37.869	43.400	271.1	25:25.760							
4	1:50.173	34.263	37.906	38.004	272.5	27:15.933							
5	1:49.537	34.347	37.045	38.145	273.9	29:05.470							
6	1:50.413	34.331	36.826	39.256	273.2	30:55.883							
7	1:47.990	34.289	36.605	37.096	273.9	32:43.873							
8	1:56.245 B	34.300	36.833	45.112	272.5	34:40.118							
9	4:04.731	2:49.636	37.693	37.402	208.3	38:44.849							
10	1:52.319	34.678	37.720	39.921	273.9	40:37.168							
11	1:47.654	34.116	36.805	36.733	271.8	42:24.822							
12	1:49.051	34.025	38.106	36.920	271.1	44:13.873							
13	2:57.014 B	34.261	45.442	1:37.311	274.5	47:10.887							
74	ROSSOCORSA 74												
	ROSSOCORSA												
1	23:17.501	...	42.357	40.569	178.5	23:17.501							
2	1:53.034	35.671	38.272	39.091	256.4	25:10.535							
3	1:52.250	34.871	38.138	39.241	274.5	27:02.785							
4	1:54.067	34.715	40.077	39.275	273.9	28:56.852							
5	1:55.602	34.702	41.586	39.314	275.9	30:52.454							
6	1:52.573	34.725	38.009	39.839	274.5	32:45.027							
7	1:59.357 B	34.590	37.936	46.831	275.9	34:44.384							
8	4:24.357	3:06.920	37.973	39.464	204.4	39:08.741							
9	1:48.876	34.355	37.353	37.168	275.2	40:57.617							
10	1:47.738	33.983	36.694	37.061	278.8	42:45.355							
11	1:46.889	34.034	36.436	36.419	277.3	44:32.244							
12	2:57.890 B	46.650	59.008	1:12.232	279.5	47:30.134							
77	NOVA RACE 77												
	NOVA RACE EVENTS												
1	21:12.041	...	39.480	38.908	155.1	21:12.041							
2	1:51.839	34.561	39.527	37.751	271.8	23:03.880							
3	1:48.968	34.477	37.218	37.273	272.5	24:52.848							
4	1:50.675	34.353	37.815	38.507	273.9	26:43.523							
5	1:48.292	34.361	36.946	36.985	274.5	28:31.815							
6	1:49.349	34.377	37.812	37.160	273.2	30:21.164							
7	1:56.728 B	34.446	37.768	44.514	274.5	32:17.892							
8	3:52.515	2:35.936	38.303	38.276	148.7	36:10.407							
9	1:52.612	34.586	37.413	40.613	273.9	38:03.019							
10	1:51.642	35.516	38.715	37.411	251.1	39:54.661							
11	1:51.333	34.701	38.337	38.295	275.9	41:45.994							
12	1:50.914	35.998	37.017	37.899	257.6	43:36.908							
13	9:06.359 B	2:12.425	3:13.310	3:40.624	219.2	52:43.267							
222	AMG GT2												
	MERCEDES-AMG												
1	21:21.146 B	...	43.479	52.487	151.2	21:21.146							
2	3:08.750	1:46.781	40.810	41.159	177.9	24:29.896							
3	1:56.644	35.624	40.244	40.776	228.4	26:26.540							
4	1:55.478	35.275	39.832	40.371	227.0	28:22.018							
5	1:54.844	35.237	39.237	40.370	240.0	30:16.862							
6	1:54.265	34.751	39.608	39.906	235.3	32:11.127							
7	1:53.528	34.711	39.168	39.649	232.8	34:04.655							
8	1:54.215	34.960	39.560	39.695	229.9	35:58.870							
9	1:59.403	36.124	42.383	40.896	220.5	37:58.273							
10	1:53.531	34.600	39.376	39.555	245.4	39:51.804							
11	1:53.941	35.006	39.426	39.509	243.2	41:45.745							
12	1:56.959	36.226	40.678	40.055	236.9	43:42.704							
13	3:08.961 B	37.546	57.726	1:33.689	241.6	46:51.665							
229	PINETTI												
	PINETTI MOTORSPORT												
1	20:38.843	...	45.521	47.212	159.6	20:38.843							
2	2:03.285	37.262	41.626	44.397	236.3	22:42.128							
3	1:58.257	35.649	40.191	42.417	269.8	24:40.385							
4	1:58.661	36.941	40.142	41.578	236.9	26:39.046							
5	2:06.264 B	35.326	40.637	50.301	273.9	28:45.310							
6	3:49.310	2:26.354	41.164	41.792	202.8	32:34.620							
7	1:56.744	35.258	39.891	41.595	269.8	34:31.364							





Curbstone Track Events

Monza, 23-24.09.2024

SESSION RACE 2

Sector Analysis

— Invalidated Lap ■ Personal Best ■ Session Best B Crossing the pit lane

Lap	Time	Sector 1	Sector 2	Sector 3	T.Spd	Elapsed	Lap	Time	Sector 1	Sector 2	Sector 3	T.Spd	Elapsed
8	1:55.848	35.208	39.515	41.125	264.5	36:27.212							
9	1:55.288	35.109	38.942	41.237	262.6	38:22.500							
10	1:57.979	35.051	41.511	41.417	267.1	40:20.479							
11	1:54.482	35.106	39.093	40.283	268.4	42:14.961							
12	1:57.354	35.046	41.234	41.074	269.8	44:12.315							
13	3:00.253B	36.404	46.068	1:37.781	271.8	47:12.568							

232 LEMA RACING
LEMA RACING LAMBORGHINI HURACAN SUPER TROFEO

1	20:46.224	...	42.632	42.611	172.3	20:46.224
2	1:59.630	37.738	42.127	39.765	268.4	22:45.854
3	2:04.740B	36.309	40.449	47.982	274.5	24:50.594
4	6:20.621	4:59.680	40.972	39.969	197.0	31:11.215
5	2:00.448B	35.401	38.290	46.757	271.1	33:11.663
6	9:45.987	8:27.056	39.824	39.107	205.5	42:57.650
7	1:52.272	35.066	38.968	38.238	273.2	44:49.922
8	2:46.479B	39.284	50.748	1:16.447	174.2	47:36.401

333 ASR33
AUTO SPORT RACING LAMBORGHINI SUPER TROFEO EVO2

1	22:04.901	...	41.217	41.829	209.9	22:04.901
2	1:53.416	35.200	39.086	39.130	271.8	23:58.317
3	1:52.112	34.631	38.900	38.581	272.5	25:50.429
4	1:52.863	34.952	39.312	38.599	272.5	27:43.292
5	1:51.023	34.608	38.362	38.053	274.5	29:34.315
6	1:51.389	34.638	38.213	38.538	273.2	31:25.704
7	2:05.723B	40.931	39.391	45.401	224.6	33:31.427
8	4:20.995	3:02.268	39.690	39.037	110.4	37:52.422
9	1:51.341	35.088	37.765	38.488	267.1	39:43.763
10	1:49.574	34.830	37.352	37.392	270.4	41:33.337
11	2:08.141B	34.793	37.737	55.611	269.1	43:41.478

633 VSR 63
VSR - VINCENZO SOSPIRI RACING LAMBORGHINI HURACAN GT3

1	20:11.584	...	37.791	37.725	208.3	20:11.584
2	1:50.534	34.211	37.470	38.853	273.9	22:02.118
3	1:46.912	33.837	36.486	36.589	273.9	23:49.030
4	1:46.995	33.899	36.625	36.471	275.2	25:36.025
5	1:48.876	33.872	38.020	36.984	275.9	27:24.901
6	1:47.278	33.850	36.734	36.694	278.8	29:12.179
7	1:47.314	34.124	36.602	36.588	278.1	30:59.493
8	1:55.435B	33.854	36.567	45.014	276.6	32:54.928
9	3:38.806	2:20.384	38.679	39.743	169.3	36:33.734
10	1:49.983	34.865	37.579	37.539	269.1	38:23.717
11	1:50.259	34.834	38.364	37.061	265.2	40:13.976
12	1:51.598	34.225	40.134	37.239	272.5	42:05.574
13	1:48.098	34.242	36.844	37.012	275.9	43:53.672
14	3:01.885B	36.125	50.607	1:35.153	242.1	46:55.557

