

Curbstone Track Events

Monza, 23-24.09.2024

SESSION RACE 3

Sector Analysis

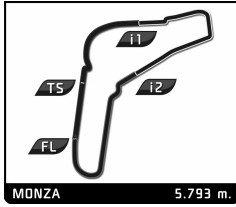

— Invalidated Lap

■ Personal Best

■ Session Best

B Crossing the pit lane

Lap	Time	Sector 1	Sector 2	Sector 3	T.Sp	Elapsed	Lap	Time	Sector 1	Sector 2	Sector 3	T.Sp	Elapsed
3	ASR3												
AUTO SPORT RACING		LAMBORGHINI SUPER TROFEO EVO2											
1	18:09.973	...	45.282	44.287	162.3	18:09.973	5	2:08.716 B	36.563	40.034	52.119	253.4	13:16.531
2	2:03.468	37.315	42.836	43.317	252.3	20:13.441	6	3:40.571	2:16.631	42.277	41.663	125.0	16:57.102
3	2:04.024	36.880	43.801	43.343	260.7	22:17.465	7	1:57.207	35.629	40.365	41.213	264.5	18:54.309
4	2:03.337	38.534	43.155	41.648	249.9	24:20.802	8	1:54.598	34.997	39.454	40.147	271.8	20:48.907
5	1:59.302	35.806	41.890	41.606	261.3	26:20.104	9	1:54.640	34.979	39.359	40.302	261.3	22:43.547
6	2:01.142	36.222	41.938	42.982	267.1	28:21.246	10	1:53.683	34.585	39.747	39.351	280.2	24:37.230
7	2:08.852	45.034	42.309	41.509	211.5	30:30.098	11	1:59.978	37.548	41.235	41.195	202.8	26:37.208
8	2:05.629	41.233	41.664	42.732	176.8	32:35.727	12	1:59.145	34.987	41.987	42.171	252.8	28:36.353
9	2:00.628	36.723	41.505	42.400	258.9	34:36.355	13	1:57.776	37.385	39.900	40.491	280.2	30:34.129
10	2:02.722	36.679	41.403	44.640	241.6	36:39.077	14	2:17.372 B	39.842	40.467	57.063	164.5	32:51.501
11	2:22.177 B	35.612	41.161	1:05.404	260.7	39:01.254	15	3:48.874	2:25.120	42.262	41.492	143.6	36:40.375
							16	2:23.033 B	35.604	40.791	1:06.638	258.2	39:03.408
4	VINCE												
MOUGINS AUTO SPORT		PORSCHE 992 CUP											
1	7:23.763	5:52.866	44.217	46.680	159.6	7:23.763	1	3:41.792	2:21.284	39.332	41.176	164.0	3:41.792
2	1:59.515	39.184	39.923	40.408	222.8	9:23.278	2	1:50.034	34.463	37.382	38.189	272.5	5:31.826
3	1:56.898	36.120	40.094	40.684	240.0	11:20.176	3	1:49.310	34.025	37.454	37.831	273.9	7:21.136
4	1:57.243	36.472	39.918	40.853	258.2	13:17.419	4	2:09.313 B	35.066	37.567	56.680	247.7	9:30.449
5	1:53.950	35.595	38.612	39.743	265.8	15:11.369	5	6:31.925	5:16.106	38.030	37.789	183.3	16:02.374
6	2:02.887 B	35.438	38.956	48.493	270.4	17:14.256	6	1:50.308	34.766	37.647	37.895	269.1	17:52.682
7	3:13.865	1:54.700	39.133	40.032	200.2	20:28.121	7	1:51.074	34.446	38.676	37.952	274.5	19:43.756
8	1:53.669	35.275	38.364	40.030	273.9	22:21.790	8	1:50.020	34.329	37.639	38.052	273.9	21:33.776
9	1:54.419	35.155	40.059	39.205	273.9	24:16.209	9	1:49.483	34.235	37.442	37.806	273.9	23:23.259
10	1:53.338	35.112	38.578	39.648	269.8	26:09.547	10	1:50.065	34.805	37.467	37.793	273.9	25:13.324
11	1:52.984	35.214	38.407	39.363	271.1	28:02.531	11	1:49.588	34.209	37.446	37.933	275.9	27:02.912
12	1:52.570	35.056	38.393	39.121	276.6	29:55.101	12	1:49.214	34.166	37.293	37.755	274.5	28:52.126
13	1:55.800	36.767	38.962	40.071	213.6	31:50.901	13	1:52.857	36.499	38.773	37.585	275.9	30:44.983
14	1:56.284	35.562	40.955	39.767	243.8	33:47.185	14	1:51.112	34.508	37.119	39.485	260.7	32:36.095
15	1:53.224	34.963	38.818	39.443	275.9	35:40.409	15	1:51.158	35.352	38.157	37.649	263.9	34:27.253
16	1:55.285	35.324	40.373	39.588	263.9	37:35.694	16	1:48.891	33.919	37.446	37.526	275.9	36:16.144
17	3:05.211 B	37.459	1:05.067	1:22.685	216.1	40:40.905	17	1:48.696	34.030	37.063	37.603	275.9	38:04.840
							18	3:03.810 B	34.307	51.315	1:38.188	275.9	41:08.650
7	STORIC & RACE CARS												
STORIC & RACE CARS		FERRARI 296 GT3											
1	2:04.693	44.687	38.328	41.678	179.7	2:04.693	1	8:51.453	7:17.070	37.759	56.624	207.5	8:51.453
2	1:46.740	33.995	36.393	36.352	275.2	3:51.433	2	1:52.951	33.837	36.279	42.835	275.9	10:44.404
3	2:05.752 B	34.011	37.037	54.704	272.5	5:57.185	3	2:03.164	33.790	38.133	51.241	277.3	12:47.568
4	8:07.371	6:50.777	38.562	38.032	205.1	14:04.556	4	1:46.096	33.818	36.055	36.223	277.3	14:33.664
5	1:50.003	34.403	37.681	37.919	273.9	15:54.559	5	2:09.276 B	33.720	36.642	58.914	278.1	16:42.940
6	1:48.562	34.369	36.816	37.377	274.5	17:43.121	6	6:11.540	4:56.181	37.434	37.925	214.0	22:54.480
7	1:48.636	34.400	37.100	37.136	276.6	19:31.757	7	1:47.581	33.911	36.637	37.033	275.9	24:42.061
8	1:48.006	34.255	36.686	37.065	275.9	21:19.763	8	1:47.666	33.741	36.582	37.343	275.9	26:29.727
9	1:48.247	34.476	36.739	37.032	275.9	23:08.010	9	1:50.076	33.686	36.471	39.919	277.3	28:19.803
10	1:48.660	34.955	36.686	37.019	275.2	24:56.670	10	1:46.727	33.836	36.182	36.709	273.9	30:06.530
11	1:47.854	34.048	36.921	36.885	275.9	26:44.524	11	1:46.045	33.666	35.967	36.412	275.2	31:52.575
12	1:50.005	34.171	37.565	38.269	276.6	28:34.529	12	1:57.231 B	35.239	36.697	45.295	217.9	33:49.806
13	5:13.470 B	3:34.265	45.620	53.585	277.3	33:47.999	13	3:04.402	1:51.398	36.425	36.579	216.1	36:54.208
							14	2:15.281 B	33.735	36.217	1:05.329	277.3	39:09.489
13	ESTEVE												
SRO RACE CENTRE		MERCEDES AMG GT2 PRO											
1	5:06.393	3:38.177	43.445	44.771	161.8	5:06.393	1	11:02.065	9:37.614	42.919	41.532	145.7	11:02.065
2	2:02.291	36.994	43.426	41.871	217.9	7:08.684	2	1:54.391	35.284	39.704	39.403	269.8	12:56.456
3	1:58.876	35.952	41.794	41.130	248.8	9:07.560	3	1:53.809	35.068	39.118	39.623	258.9	14:50.265
4	2:00.255	36.081	41.817	42.357	220.1	11:07.815	4	1:54.456	35.747	38.946	39.763	274.5	16:44.721
15	CECCATO RACING												
CECCATO RACING		BMW M4 GT3											
1	3:41.792	2:21.284	39.332	41.176	164.0	3:41.792	1	3:41.792	2:21.284	39.332	41.176	164.0	3:41.792
2	1:50.034	34.463	37.382	38.189	272.5	5:31.826	2	1:50.034	34.463	37.382	38.189	272.5	5:31.826
3	1:49.310	34.025	37.454	37.831	273.9	7:21.136	3	1:49.310	34.025	37.454	37.831	273.9	7:21.136
4	2:09.313 B	35.066	37.567	56.680	247.7	9:30.449	4	2:09.313 B	35.066	37.567	56.680	247.7	9:30.449
5	6:31.925	5:16.106	38.030	37.789	183.3	16:02.374	5	6:31.925	5:16.106	38.030	37.789	183.3	16:02.374
6	1:50.308	34.766	37.647	37.895	269.1	17:52.682	6	1:50.308	34.766	37.647	37.895	269.1	17:52.682
7	1:51.074	34.446	38.676	37.952	274.5	19:43.756	7	1:51.074	34.446	38.676	37.952	274.5	19:43.756
8	1:50.020	34.329	37.639	38.052	273.9	21:33.776	8	1:50.020	34.329	37.639	38.052	273.9	21:33.776
9	1:49.483	34.235	37.442	37.806	273.9	23:23.259	9	1:49.483	34.235	37.442	37.806	273.9	23:23.259
10	1:50.065	34.805	37.467	37.793	273.9	25:13.324	10	1:50.065	34.805	37.467	37.793	273.9	25:13.324
11	1:49.588	34.209	37.446	37.933	275.9	27:02.912	11	1:49.588	34.209	37.446	37.933	275.9	27:02.912
12	1:49.214	34.166	37.293	37.755	274.5	28:52.126	12	1:49.214	34.166	37.293	37.755	274.5	28:52.126
13	1:52.857	36.499	38.773	37.585	275.9	30:44.983	13	1:52.857	36.499	38.773	37.585	275.9	30:44.983
14	1:51.112	34.508	37.119	39.485	260.7	32:36.095	14	1:51.112	34.508	37.119	39.485	260.7	32:36.095
15	1:51.158	35.352	38.157	37.649	263.9	34:27.253	15	1:51.158	35.352	38.157	37.649	263.9	34:27.253
16	1:48.891	33.919	37.446	37.526	275.9	36:16.144	16	1:48.891	33.919	37.446	37.526	275.9	36:16.144
17	1:48.696	34.030	37.063	37.603	275.9	38:04.840	17	1:48.696	34.030	37.063	37.603	275.9	38:04.840
18	3:03.810 B	34.307	51.315	1:38.188	275.9	41:08.650	18	3:03.810 B	34.307	51.315	1:38.188	275.9	41:08.650
019	VSR 19												
VSR - VINCENZO SOSPIRI RACING		LAMBORGHINI HURACAN GT3											
1	8:51.453	7:17.070	37.759	56.624	207.5	8:51.453	1	8:51.453	7:17.070	37.759	56.624	207.5	8:51.453
2	1:52.951	33.837	36.279	42.835	275.9	10:44.404	2	1:52.951	33.837	36.279	42.835	275.9	10:44.404
3	2:03.164	33.790	38.133	51.241	277.3	12:47.568	3	2:03.164	33.790	38.133	51.241	277.3	12:47.568
4	1:46.096	33.818	36.055	36.223	277.3	14:33.664	4	1:46.096	33.818	36.055	36.223	277.3	14:33.664
5	2:09.276 B	33.720	36.642	58.914	278.1	16:42.940	5	2:09.276 B	33.720	36.642	58.914	278.1	16:42.940
6	6:11.540	4:56.181	37.434	37.925	214.0	22:54.480	6	6:11.540	4:56.181	37.434	37.925		



Curbstone Track Events

Monza, 23-24.09.2024

SESSION RACE 3

Sector Analysis

— Invalidated Lap ■ Personal Best ■ Session Best B Crossing the pit lane

Lap	Time	Sector 1	Sector 2	Sector 3	T.Sp	Elapsed	Lap	Time	Sector 1	Sector 2	Sector 3	T.Sp	Elapsed
5	1:54.158	34.646	40.376	39.136	271.1	18:38.879	3	1:51.309	34.966	37.959	38.384	271.1	6:06.552
6	1:53.249	34.885	39.288	39.076	267.1	20:32.128	4	1:55.829	34.676	37.791	43.362	272.5	8:02.381
7	1:52.100	34.861	38.448	38.791	269.8	22:24.228	5	1:50.799	34.974	37.769	38.056	268.4	9:53.180
8	2:20.282B	39.711	43.677	56.894	203.6	24:44.510	6	1:50.304	34.620	37.601	38.083	270.4	11:43.484

25 IRON LYNX 25

IRON LYNX LAMBORGHINI SUPER TROFEO EVO

1	8:24.880	6:53.423	45.748	45.709	163.5	8:24.880
2	2:00.685	37.346	41.158	42.181	261.3	10:25.565
3	1:58.319	36.368	40.670	41.281	271.1	12:23.884
4	1:57.349	36.027	40.134	41.188	271.1	14:21.233
5	1:57.484	36.213	39.981	41.290	270.4	16:18.717
6	1:56.951	36.195	39.901	40.855	256.4	18:15.668
7	2:12.078B	35.679	39.983	56.416	272.5	20:27.746
8	12:20.161	...	41.815	41.752	189.4	32:47.907
9	1:57.011	35.858	40.051	41.102	271.1	34:44.918
10	1:56.262	35.985	39.831	40.446	269.8	36:41.180
11	2:26.940B	38.573	41.564	1:06.803	257.6	39:08.120

027 ALLSPORTS 27

ALLSPORTS FERRARI 488 CHALLENGE

1	12:52.661	...	51.290	45.365	118.7	12:52.661
2	1:57.181	36.528	40.833	39.820	232.3	14:49.842
3	1:56.106	36.530	40.290	39.286	261.3	16:45.948
4	1:54.785	35.197	40.553	39.035	262.6	18:40.733
5	1:56.314	36.041	41.159	39.114	248.8	20:37.047
6	1:53.818	34.992	39.254	39.572	273.2	22:30.865
7	1:53.986	35.142	39.409	39.435	271.8	24:24.851
8	1:58.022	36.233	40.153	41.636	246.0	26:22.873
9	1:58.861	35.906	40.600	42.355	226.0	28:21.734
10	1:56.338	37.515	39.555	39.268	200.6	30:18.072
11	2:31.108B	45.166	48.397	57.545	160.1	32:49.180

29 DL RACING29

DL RACING LAMBORGHINI SUPER TROFEO EVO2

1	2:25.837	58.075	44.303	43.459	148.7	2:25.837
2	1:55.511	36.547	39.878	39.086	249.9	4:21.348
3	1:53.550	36.174	38.563	38.813	247.1	6:14.898
4	2:01.486B	35.013	39.018	47.455	274.5	8:16.384
5	4:06.321B	2:29.168	48.360	48.793	201.0	12:22.705
6	3:45.170	2:25.571	40.152	39.447	186.8	16:07.875
7	1:52.806	35.136	39.110	38.560	274.5	18:00.681
8	1:52.375	34.901	38.189	39.285	275.2	19:53.056
9	1:53.583	35.711	38.855	39.017	255.2	21:46.639
10	1:51.497	34.818	38.407	38.272	274.5	23:38.136
11	1:51.523	34.854	37.988	38.681	275.9	25:29.659
12	1:59.357B	34.730	39.848	44.779	275.2	27:29.016
13	4:50.317	3:20.217	41.663	48.437	177.9	32:19.333
14	1:52.198	34.939	38.532	38.727	275.9	34:11.531
15	1:55.156	37.028	39.272	38.856	276.6	36:06.687
16	1:50.793	34.432	38.209	38.152	276.6	37:57.480
17	3:08.488B	37.189	52.828	1:38.471	275.2	41:05.968

30 DL RACING30

DL RACING LAMBORGHINI SUPER TROFEO EVO2

1	2:20.527	55.085	43.565	41.877	163.7	2:20.527
2	1:54.716	36.646	39.144	38.926	259.5	4:15.243

39 AMG TS

MERCEDES-AMG MERCEDES AMG TRACK SERIES

1	4:16.538	3:00.426	38.415	37.697	201.0	4:16.538
2	1:48.327	33.755	37.473	37.099	247.1	6:04.865
3	1:58.732B	33.451	36.735	48.546	259.5	8:03.597
4	9:36.936	7:58.907	49.889	48.140	116.5	17:40.533
5	2:11.901	40.058	46.588	45.255	216.6	19:52.434
6	2:09.629	38.223	44.259	47.147	221.0	22:02.063
7	2:10.805	39.086	44.673	47.046	206.3	24:12.868
8	2:17.911	40.497	46.789	50.625	220.5	26:30.779
9	2:11.718	38.967	47.737	45.014	187.4	28:42.497
10	2:20.757	48.528	45.527	46.702	200.6	31:03.254
11	2:13.958	44.489	43.174	46.295	150.0	33:17.212
12	2:07.675	41.931	41.757	43.987	206.7	35:24.887
13	2:05.470	38.242	43.051	44.177	207.1	37:30.357
14	3:20.721B	39.441	1:11.005	1:30.275	226.0	40:51.078

42 DMITRY

LUKOVNIKOV PORSCHE GT3 CUP MR

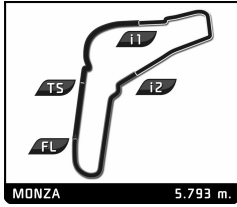

1	10:14.386	8:45.013	45.673	43.700	164.2	10:14.386
2	2:00.051	37.852	40.911	41.288	251.7	12:14.437
3	2:00.097	37.339	42.087	40.671	235.8	14:14.534
4	1:56.060	36.906	39.237	39.917	260.1	16:10.594
5	1:57.249	36.552	39.634	41.063	260.7	18:07.843
6	1:56.010	36.312	39.737	39.961	262.0	20:03.853
7	1:56.701	36.614	39.777	40.310	263.2	22:00.554
8	1:56.037	36.620	39.719	39.698	262.6	23:56.591
9	2:01.030	40.327	40.190	40.513	261.3	25:57.621
10	1:59.299	36.898	41.605	40.796	256.4	27:56.920
11	1:55.498	36.178	39.723	39.597	262.6	29:52.418
12	1:59.117	38.241	39.759	41.117	238.9	31:51.535
13	1:56.696	37.405	39.416	39.875	245.4	33:48.231
14	1:56.786	36.299	40.655	39.832	258.2	35:45.017
15	1:56.961	36.623	39.913	40.425	259.5	37:41.978
16	3:13.162B	38.388	1:02.623	1:32.151	247.7	40:55.140

46 SVC GT4

SVC MERCEDES AMG GT4

1	6:38.462	5:03.240	48.292	46.930	160.4	6:38.462
---	----------	----------	--------	--------	-------	----------





Curbstone Track Events

Monza, 23-24.09.2024

SESSION RACE 3

Sector Analysis

— Invalidated Lap ■ Personal Best ■ Session Best ■ Crossing the pit lane

Lap	Time	Sector 1	Sector 2	Sector 3	T.Sp	Elapsed	Lap	Time	Sector 1	Sector 2	Sector 3	T.Sp	Elapsed
2	2:17.661	46.624	47.005	44.032	195.9	8:56.123	7	4:11.114	2:47.508	43.343	40.263	190.1	15:23.250
3	2:06.501	40.317	42.453	43.731	186.8	11:02.624	8	2:02.175	34.494	36.921	50.760	273.9	17:25.425
4	2:04.117	38.779	42.197	43.141	243.2	13:06.741	9	1:48.921	35.171	36.968	36.782	273.9	19:14.346
5	2:03.731	38.419	42.410	42.902	248.2	15:10.472	10	1:47.321	34.020	36.591	36.710	273.9	21:01.667
6	2:04.398	39.020	42.087	43.291	243.2	17:14.870	11	1:47.135	33.958	36.505	36.672	274.5	22:48.802
7	2:02.119	38.560	41.595	41.964	246.0	19:16.989	12	1:48.792	34.037	36.298	38.457	273.9	24:37.594
8	2:02.661	38.948	41.569	42.144	244.9	21:19.650	13	1:48.190	34.442	36.385	37.363	273.9	26:25.784
9	2:02.199	38.138	41.694	42.367	247.1	23:21.849	14	1:57.575 B	34.030	37.906	45.639	274.5	28:23.359
10	2:02.543	39.036	41.212	42.295	242.7	25:24.392	15	3:54.740	2:37.328	38.056	39.356	193.5	32:18.099
11	2:02.554	38.622	42.104	41.828	244.9	27:26.946	16	1:47.233	34.123	36.417	36.693	273.2	34:05.332
12	2:01.006	38.362	40.979	41.665	246.0	29:27.952	17	1:47.352	34.167	36.377	36.808	273.9	35:52.684
13	2:04.304	40.405	41.155	42.744	204.0	31:32.256	18	1:47.426	34.003	36.661	36.762	273.9	37:40.110
14	2:03.101	38.509	42.271	42.321	244.9	33:35.357	19	3:13.057 B	34.080	1:07.736	1:31.241	274.5	40:53.167
15	2:01.615	38.527	41.214	41.874	244.9	35:36.972							
16	2:12.639 B	38.657	42.911	51.071	246.0	37:49.611							

47 SVC 991						
SVC PORSCHE 991 GT3						
1	6:27.283	4:58.991	45.265	43.027	117.4	6:27.283
2	2:01.691	36.731	42.018	42.942	254.0	8:28.974
3	2:01.070	36.363	41.695	43.012	271.1	10:30.044
4	2:00.225	36.816	40.987	42.422	268.4	12:30.269
5	1:59.876	36.403	41.195	42.278	273.9	14:30.145
6	2:03.811	39.041	41.514	43.256	275.9	16:33.956
7	2:03.053	36.840	43.582	42.631	237.9	18:37.009
8	2:04.647	36.557	45.084	43.006	271.1	20:41.656
9	2:08.380 B	35.728	40.577	52.075	274.5	22:50.036
10	6:54.785	5:31.660	41.046	42.079	171.8	29:44.821
11	1:58.837	37.665	40.483	40.689	218.8	31:43.658
12	1:56.215	35.808	39.918	40.489	254.6	33:39.873

55 NOVA RACE 55						
NOVA RACE EVENTS HONDA NSX GT3						
1	11:20.812	...	39.234	37.676	99.5	11:20.812
2	1:51.050	34.990	38.758	37.302	267.1	13:11.862
3	1:48.813	34.092	37.735	36.986	276.6	15:00.675
4	1:51.649	34.688	37.285	39.676	276.6	16:52.324
5	1:48.335	34.166	37.086	37.083	278.1	18:40.659
6	1:50.871	34.152	38.461	38.258	278.8	20:31.530
7	1:48.659	33.915	36.575	38.169	278.1	22:20.189
8	1:48.633	34.624	37.007	37.002	280.2	24:08.822
9	1:47.172	34.090	36.468	36.614	275.9	25:55.994
10	1:53.698 B	33.922	36.398	43.378	277.3	27:49.692
11	3:31.776	2:18.336	36.907	36.533	214.4	31:21.468
12	1:47.754	33.818	36.986	36.950	277.3	33:09.222
13	1:46.651	33.734	36.288	36.629	276.6	34:55.873
14	1:46.184	33.848	36.159	36.177	277.3	36:42.057
15	1:59.057 B	35.647	37.611	45.799	269.8	38:41.114

63 IRON LYNX 63						
IRON LYNX LAMBORGHINI GT3 EVO						
1	1:59.675	43.417	37.356	38.902	184.0	1:59.675
2	1:50.883	34.592	37.267	39.024	269.8	3:50.558
3	1:48.813	34.178	37.347	37.288	271.1	5:39.371
4	1:47.998	34.543	36.735	36.720	271.8	7:27.369
5	1:48.162	34.315	36.950	36.897	273.9	9:15.531
6	1:56.605 B	34.523	36.607	45.475	273.2	11:12.136

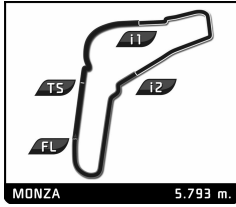

66 VSR 66						
VSR - VINCENZO SOSPIRI RACING LAMBORGHINI HURACAN GT3						
1	24:51.965	...	39.385	41.372	211.9	24:51.965
2	2:05.456 B	36.530	41.993	46.933	202.1	26:57.421
3	5:56.010 B	4:25.748	39.273	50.989	203.6	32:53.431
4	4:30.283	3:14.053	38.411	37.819	212.3	37:23.714
5	2:04.661 B	34.261	37.121	53.279	275.9	39:28.375

70 ROSSOCORSA 70						
ROSSOCORSA FERRARI 488 CHALLENGE						
1	25:41.039	...	50.099	50.358	135.6	25:41.039
2	2:04.576	38.323	43.759	42.494	248.2	27:45.615
3	2:05.684	41.420	41.929	42.335	275.9	29:51.299
4	1:59.247	37.120	40.787	41.340	256.4	31:50.546
5	2:00.105	35.198	42.563	42.344	277.3	33:50.651
6	1:57.374	35.068	40.740	41.566	278.8	35:48.025
7	1:59.166	36.033	40.844	42.289	280.2	37:47.191
8	3:13.146 B	35.829	1:02.333	1:34.984	263.2	41:00.337

71 AF CORSE						
AF CORSE FERRARI 296 GT3						
1	9:27.440	8:09.955	37.323	40.162	168.0	9:27.440
2	1:51.203	34.270	37.355	39.578	274.5	11:18.643
3	1:48.333	34.414	37.035	36.884	273.9	13:06.976
4	1:47.432	34.187	36.517	36.728	273.2	14:54.408
5	1:48.969	34.230	37.242	37.497	273.9	16:43.377
6	1:47.282	34.117	36.529	36.636	273.9	18:30.659
7	1:47.142	34.061	36.400	36.681	275.2	20:17.801
8	1:51.801	34.089	38.316	39.396	273.9	22:09.602
9	1:56.431 B	34.068	37.870	44.493	274.5	24:06.033
10	3:47.382	2:28.384	37.275	41.723	208.3	27:53.415
11	1:48.611	34.265	37.318	37.028	273.2	29:42.026
12	1:48.163	34.196	36.732	37.235	272.5	31:30.189
13	1:48.523	35.162	36.759	36.602	273.2	33:18.712
14	1:50.303	35.825	36.426	38.052	259.5	35:09.015
15	1:46.683	34.034	36.225	36.424	273.2	36:55.698
16	2:20.375 B	34.022	36.272	1:10.081	275.9	39:16.073

74 ROSSOCORSA 74						
ROSSOCORSA FERRARI 296 GT3						
1	7:50.937	6:31.710	39.473	39.754	204.0	7:50.937
2	1:52.033	34.759	38.633	38.641	273.2	9:42.970
3	1:51.707	34.727	37.912	39.068	274.5	11:34.677





Curbstone Track Events

Monza, 23-24.09.2024

SESSION RACE 3

Sector Analysis

— Invalidated Lap ■ Personal Best ■ Session Best ■ Crossing the pit lane

Lap	Time	Sector 1	Sector 2	Sector 3	T.Sp	Elapsed	Lap	Time	Sector 1	Sector 2	Sector 3	T.Sp	Elapsed
4	1:50.823	34.593	38.069	38.161	273.9	13:25.500	5	2:03.989 B	35.527	39.633	48.829	254.6	13:08.621
5	1:52.194	34.762	38.555	38.877	275.2	15:17.694	6	5:21.934	3:59.663	41.228	41.043	209.5	18:30.555
6	1:58.507 B	35.172	37.992	45.343	267.8	17:16.201	7	1:54.283	35.642	38.692	39.949	254.0	20:24.838
7	4:10.080	2:53.738	38.032	38.310	209.9	21:26.281	8	1:53.559	35.106	38.522	39.931	267.1	22:18.397
8	1:50.971	34.468	37.791	38.712	274.5	23:17.252	9	1:55.696	36.812	38.800	40.084	266.5	24:14.093
9	1:51.752	35.623	37.837	38.292	273.9	25:09.004	10	1:55.193	35.655	38.783	40.755	267.8	26:09.286
10	1:49.054	34.363	37.001	37.690	275.2	26:58.058	11	2:04.842 B	36.614	39.006	49.222	245.4	28:14.128
11	1:59.640 B	34.672	37.626	47.342	275.9	28:57.698	12	5:02.547	3:39.750	41.475	41.322	98.5	33:16.675
12	4:22.572	3:08.118	37.417	37.037	202.5	33:20.270	13	1:56.088	34.845	38.635	42.608	263.9	35:12.763
13	1:49.593	34.877	36.484	38.232	279.5	35:09.863	14	1:53.728	34.826	38.720	40.182	271.8	37:06.491
14	1:46.888	33.885	36.411	36.592	278.8	36:56.751	15	2:19.133 B	35.191	38.958	1:04.984	262.0	39:25.624
15	2:20.658 B	34.093	36.371	1:10.194	280.9	39:17.409							

77 NOVA RACE 77						
NOVA RACE EVENTS						
HONDA NSX GT3						
1	6:21.204	5:05.315	38.129	37.760	211.9	6:21.204
2	1:53.031	34.514	38.337	40.180	272.5	8:14.235
3	1:48.730	34.265	37.359	37.106	274.5	10:02.965
4	1:54.338 B	34.298	37.021	43.019	273.9	11:57.303
5	6:13.395	4:47.097	45.246	41.052	105.1	18:10.698
6	1:52.281	35.534	38.078	38.669	254.6	20:02.979
7	1:49.833	34.548	37.464	37.821	272.5	21:52.812
8	1:48.511	34.360	36.945	37.206	273.9	23:41.323
9	1:49.567	34.200	37.013	38.354	275.2	25:30.890
10	1:49.677	34.274	37.932	37.471	276.6	27:20.567
11	1:48.399	34.345	36.876	37.178	274.5	29:08.966
12	1:52.592	37.489	36.933	38.170	205.1	31:01.558
13	1:54.399	40.255	37.005	37.139	178.8	32:55.957
14	1:48.314	34.094	36.724	37.496	275.2	34:44.271
15	1:51.596	33.857	37.798	39.941	275.9	36:35.867
16	1:58.289 B	34.079	36.632	47.578	274.5	38:34.156

222 AMG GT2						
MERCEDES-AMG						
MERCEDES AMG GT2 (TEST1-F1RST)						
1	3:21.119	2:00.719	40.354	40.046	203.6	3:21.119
2	1:53.411	34.775	39.254	39.382	247.7	5:14.530
3	1:55.453	34.768	40.387	40.298	221.0	7:09.983
4	1:54.682	34.807	40.334	39.541	218.8	9:04.665
5	1:52.640	34.307	39.224	39.109	242.7	10:57.305
6	1:52.693	34.056	38.560	40.077	243.2	12:49.998
7	1:51.853	33.990	38.783	39.080	246.0	14:41.851
8	1:51.648	34.186	38.397	39.065	249.9	16:33.499
9	1:53.351	34.840	39.648	38.863	248.2	18:26.850
10	2:13.572 B	34.074	39.447	1:00.051	242.7	20:40.422
11	7:40.308	6:11.437	43.829	45.042	161.8	28:20.730
12	2:08.109	44.264	41.692	42.153	227.4	30:28.839
13	2:02.278	37.840	42.181	42.257	211.5	32:31.117
14	2:03.855	36.644	44.888	42.323	233.8	34:34.972
15	2:00.975	37.216	41.654	42.105	230.8	36:35.947
16	2:17.392 B	37.431	41.063	58.898	209.9	38:53.339

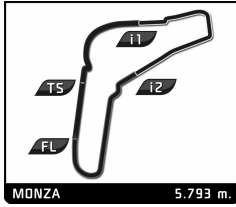
229 PINETTI						
PINETTI MOTORSPORT						
FERRARI 488 CHALLENGE						
1	5:02.212	3:26.798	47.958	47.456	151.4	5:02.212
2	2:10.281	39.404	46.742	44.135	199.9	7:12.493
3	1:56.704	35.803	39.688	41.213	263.9	9:09.197
4	1:55.435	35.297	39.413	40.725	265.2	11:04.632

232 LEMA RACING						
LEMA RACING						
LAMBORGHINI HURACAN SUPER TROFEO						
1	3:44.612	2:09.471	48.299	46.842	165.5	3:44.612
2	2:09.193	39.877	44.903	44.413	255.8	5:53.805
3	2:20.328 B	43.298	43.398	53.632	261.3	8:14.133
4	6:03.949	4:39.486	42.437	42.026	166.7	14:18.082
5	1:59.908	36.994	41.514	41.400	267.8	16:17.990
6	2:02.837	40.168	41.122	41.547	268.4	18:20.827
7	1:56.639	35.908	40.266	40.465	252.3	20:17.466
8	1:59.503	36.043	39.830	43.630	231.3	22:16.969
9	2:07.632	45.320	40.799	41.513	254.6	24:24.601
10	1:57.867	35.857	40.271	41.739	263.2	26:22.468
11	2:02.491	35.953	45.337	41.201	249.9	28:24.959
12	1:57.113	36.371	40.072	40.670	246.0	30:22.072
13	2:01.277	38.177	42.222	40.878	177.4	32:23.349
14	1:55.072	35.522	39.639	39.911	262.6	34:18.421
15	1:59.201	37.123	40.613	41.465	265.2	36:17.622
16	1:54.983	35.452	39.314	40.217	258.9	38:12.605
17	2:58.438 B	36.702	44.042	1:37.694	187.4	41:11.043

333 ASR33						
AUTO SPORT RACING						
LAMBORGHINI SUPER TROFEO EVO2						
1	4:09.780	2:52.623	39.223	37.934	203.2	4:09.780
2	1:47.835	34.198	36.553	37.084	271.8	5:57.615
3	1:46.639	33.922	36.255	36.462	273.9	7:44.254
4	1:54.483	33.997	37.483	43.003	274.5	9:38.737
5	1:46.585	33.772	36.335	36.478	274.5	11:25.322
6	1:55.289 B	33.805	37.111	44.373	275.2	13:20.611
7	4:09.702	2:49.824	39.919	39.959	196.6	17:30.313
8	1:52.882	35.174	38.685	39.023	271.8	19:23.195
9	1:52.844	35.053	38.692	39.099	271.8	21:16.039
10	1:51.284	35.081	38.075	38.128	272.5	23:07.323
11	1:54.398	37.673	38.260	38.465	265.8	25:01.721
12	1:50.887	34.823	37.735	38.329	273.9	26:52.608
13	1:50.332	34.669	37.518	38.145	273.2	28:42.940
14	2:17.601 B	44.318	42.191	51.092	186.5	31:00.541
15	3:59.845	2:39.321	39.752	40.772	214.0	35:00.386
16	1:50.281	34.602	37.858	37.821	273.2	36:50.667
17	2:14.484 B	34.276	37.796	1:02.412	275.9	39:05.151

633 VSR 63						
VSR - VINCENZO SOSPIRI RACING						
LAMBORGHINI HURACAN GT3						
1	3:58.968	2:43.716	37.834	37.418	210.7	3:58.968
2	1:48.094	34.581	36.552	36.961	273.2	5:47.062
3	1:47.124	33.989	36.616	36.519	275.2	7:34.186





Curbstone Track Events

Monza, 23-24.09.2024

SESSION RACE 3

Sector Analysis

— Invalidated Lap ■ Personal Best ■ Session Best **B** Crossing the pit lane

Lap	Time	Sector 1	Sector 2	Sector 3	T.Spd	Elapsed	Lap	Time	Sector 1	Sector 2	Sector 3	T.Spd	Elapsed
4	1:47.614	33.891	36.440	37.283	276.6	9:21.800							
5	1:46.863	34.045	36.379	36.439	274.5	11:08.663							
6	1:47.425	34.219	36.570	36.636	279.5	12:56.088							
7	1:53.359 B	33.817	37.191	42.351	277.3	14:49.447							
8	3:29.395	2:13.865	37.899	37.631	213.2	18:18.842							
9	1:51.950	34.702	37.419	39.829	274.5	20:10.792							
10	1:47.937	34.350	36.598	36.989	275.9	21:58.729							
11	1:47.297	34.106	36.475	36.716	274.5	23:46.026							
12	1:51.406	34.078	36.812	40.516	277.3	25:37.432							
13	1:57.173 B	34.049	36.821	46.303	275.9	27:34.605							
14	6:50.223	5:33.532	38.023	38.668	212.8	34:24.828							
15	1:46.670	33.655	36.645	36.370	275.9	36:11.498							
16	1:46.280	33.532	36.538	36.210	280.2	37:57.778							
17	3:04.635 B	34.822	53.734	1:36.079	279.5	41:02.413							

