

Curbstone Track Events

Monza, 23-24.09.2024

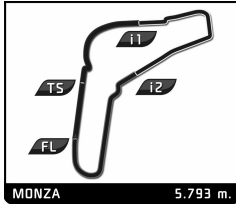

SESSION RACE 7

Sector Analysis

— Invalidated Lap ■ Personal Best ■ Session Best B Crossing the pit lane

Lap	Time	Sector 1	Sector 2	Sector 3	T.Sp	Elapsed	Lap	Time	Sector 1	Sector 2	Sector 3	T.Sp	Elapsed
011 OMBRA 11 OMBRA RACING Porsche 992 GT3 Cup							6	2:08.983	37.822	46.836	44.325	229.4	24:04.154
1	15:26.784	...	43.431	41.745	141.4	15:26.784	7	2:04.699	37.507	43.461	43.731	234.3	26:08.853
2	1:59.950	37.065	41.726	41.159	221.4	17:26.734	8	2:03.497	37.302	42.780	43.415	227.0	28:12.350
3	1:58.446	36.712	40.656	41.078	219.6	19:25.180	9	2:02.877	37.512	41.927	43.438	232.3	30:15.227
4	1:59.126	37.892	40.442	40.792	202.8	21:24.306	10	2:15.711 B	37.234	43.029	55.448	235.3	32:30.938
5	1:57.115	36.133	40.581	40.401	248.8	23:21.421	11	5:04.426	3:38.533	42.945	42.948	185.5	37:35.364
6	2:06.394 B	36.834	40.757	48.803	242.1	25:27.815	12	2:02.033	37.884	41.947	42.202	235.8	39:37.397
							13	2:00.125	36.566	41.370	42.189	238.4	41:37.522
							14	2:00.214	36.895	41.136	42.183	228.9	43:37.736
							15	2:07.544	43.548	40.902	43.094	231.8	45:45.280
							16	2:00.918	37.005	41.922	41.991	229.4	47:46.198
							17	2:17.518 B	36.464	43.948	57.106	235.3	50:03.716
13 ESTEVE SRO RACE CENTRE Mercedes AMG GT2 Pro													
1	4:09.713	1:49.841	1:07.720	1:12.152	122.6	4:09.713							
2	3:07.967	58.666	1:02.976	1:06.325	118.3	7:17.680							
3	3:07.395 B	55.666	58.963	1:12.766	134.7	10:25.075							
4	4:58.536	2:59.480	58.359	1:00.697	131.9	15:23.611							
5	3:00.932 B	55.003	57.908	1:08.021	151.8	18:24.543							
6	22:27.383	...	57.951	1:03.450	124.1	40:51.926							
7	2:56.632	52.692	1:00.735	1:03.205	140.3	43:48.558							
8	2:47.419	53.942	56.241	57.236	137.1	46:35.977							
9	2:57.805 B	50.075	54.605	1:13.125	143.2	49:33.782							
19 SPS AUTOMOTIVE SPS AUTOMOTIVE Mercedes AMG GT3													
1	16:00.360 B	...	48.165	55.733	158.0	16:00.360							
2	6:57.246	5:36.528	40.558	40.160	204.4	22:57.606							
3	1:55.345	36.186	39.296	39.863	260.7	24:52.951							
4	2:04.982 B	36.112	39.719	49.151	261.3	26:57.933							
5	8:23.519	6:54.479	44.277	44.763	165.0	35:21.452							
6	2:06.276	38.512	43.425	44.339	232.3	37:27.728							
7	2:04.258	37.646	43.057	43.555	251.1	39:31.986							
8	2:04.283	37.683	42.586	44.014	246.0	41:36.269							
9	2:06.870	39.313	43.027	44.530	236.3	43:43.139							
10	2:10.013	44.760	42.163	43.090	145.9	45:53.152							
11	2:04.408	37.892	42.466	44.050	238.4	47:57.560							
12	3:00.749 B	38.561	1:03.531	1:18.657	188.7	50:58.309							
22 ALLSPORTS 22 ALLSPORTS Ferrari 488 Challenge													
1	25:19.140	...	46.882	45.924	137.3	25:19.140							
2	2:07.768	39.186	44.538	44.044	205.5	27:26.908							
3	2:04.049	37.770	42.793	43.486	226.5	29:30.957							
4	2:12.520 B	38.460	42.193	51.867	238.4	31:43.477							
5	7:56.915	6:30.127	43.778	43.010	193.5	39:40.392							
6	2:00.001	36.785	41.163	42.053	236.3	41:40.393							
7	1:59.264	36.453	41.240	41.571	252.3	43:39.657							
8	2:07.448	44.134	41.513	41.801	201.0	45:47.105							
9	1:59.852	37.136	40.520	42.196	205.9	47:46.957							
10	2:26.738 B	36.626	46.983	1:03.129	222.8	50:13.695							
033 OMBRA 33 OMBRA RACING Porsche 992 GT3 Cup													
1	13:24.102	...	50.395	49.460	101.4	13:24.102							
2	2:11.789	41.820	44.743	45.226	171.8	15:35.891							
3	2:07.703	39.381	43.763	44.559	218.3	17:43.594							
4	2:05.960	38.919	43.285	43.756	196.6	19:49.554							
5	2:05.617	38.036	43.626	43.955	214.4	21:55.171							
36 MM SUPERTROFEO EVO2 MM MOTORSPORT Lamborghini Huracan Supertrofeo EVO2													
1	13:31.632	...	47.445	46.255	161.1	13:31.632							
2	2:11.475	42.148	44.179	45.148	242.1	15:43.107							
3	2:25.984 B	40.383	43.374	1:02.227	191.4	18:09.091							
4	3:49.259	2:22.938	43.086	43.235	193.8	21:58.350							
5	2:02.320	37.174	42.347	42.799	238.9	24:00.670							
6	2:02.720	37.412	42.615	42.693	238.4	26:03.390							
7	2:03.081	37.831	42.674	42.576	238.4	28:06.471							
8	2:04.821	37.940	42.833	44.048	241.1	30:11.292							
9	2:13.837 B	37.910	43.227	52.700	249.9	32:25.129							
10	7:57.204	6:20.161	48.619	48.424	158.7	40:22.333							
11	2:00.938	37.013	41.699	42.226	240.0	42:23.271							
12	2:00.220	37.069	41.375	41.776	225.1	44:23.491							
13	2:03.691	37.523	41.268	44.900	223.7	46:27.182							
14	1:59.941	36.980	41.171	41.790	235.8	48:27.123							
15	2:37.325 B	37.988	44.300	1:15.037	237.9	51:04.448							
39 AMG TS MERCEDES-AMG Mercedes AMG Track Series													
1	6:25.392	4:55.982	44.088	45.322	135.2	6:25.392							
2	2:07.655	40.048	43.613	43.994	198.8	8:33.047							
3	2:02.242	38.414	41.908	41.920	193.8	10:35.289							
4	2:11.768	46.591	43.980	41.197	166.0	12:47.057							
5	1:58.723	37.300	40.719	40.704	218.3	14:45.780							
6	2:14.545 B	39.619	43.168	51.758	181.2	17:00.325							
7	3:43.632	2:14.619	44.757	44.256	172.0	20:43.957							
8	2:00.879	37.686	42.430	40.763	206.3	22:44.836							
9	1:53.235	34.658	39.042	39.535	241.6	24:38.071							
10	2:16.009 B	39.088	43.042	53.879	204.7	26:54.080							
63 IRON LYNX 63 IRON LYNX Lamborghini GT3 EVO													
1	2:55.434	1:33.237	40.841	41.356	162.5	2:55.434							
2	1:56.005	36.122	39.450	40.433	263.9	4:51.439							
3	1:56.834	35.930	39.622	41.282	264.5	6:48.273							
4	1:55.843	36.152	39.625	40.066	267.1	8:44.116							
5	1:56.096	36.039	39.664	40.393	261.3	10:40.212							
6	2:02.743 B	36.604	39.420	46.719	265.2	12:42.955							
7	4:17.057	2:56.130	40.542	40.385	210.3	17:00.012							
8	1:54.549	35.845	39.162	39.542	265.8	18:54.561							
9	1:54.507	35.785	39.284	39.438	267.1	20:49.068							
10	2:01.554 B	35.649	39.556	46.349	268.4	22:50.622							
11	22:09.342	...	42.932	42.209	187.1	44:59.964							





Curbstone Track Events

Monza, 23-24.09.2024

SESSION RACE 7

Sector Analysis

— Invalidated Lap

■ Personal Best

■ Session Best

B Crossing the pit lane

Lap	Time	Sector 1	Sector 2	Sector 3	T.Sp	Elapsed
12	2:04.367	38.036	43.235	43.096	236.9	47:04.331
13	2:10.200B	37.079	39.662	53.459	265.2	49:14.531

66 VSR 66						
VSR - VINCENZO SOSPIRI RACING LAMBORGHINI HURACAN GT3						
1	19:26.579	...	41.081	43.529	180.0	19:26.579
2	1:59.191	37.114	42.066	40.011	209.5	21:25.770
3	1:55.802	35.940	39.529	40.333	255.2	23:21.572
4	1:54.935	35.951	39.305	39.679	267.1	25:16.507
5	1:54.810	35.771	39.306	39.733	269.1	27:11.317
6	2:03.029B	35.683	39.693	47.653	267.8	29:14.346
7	6:45.316	5:21.487	41.516	42.313	197.0	35:59.662
8	1:58.772	36.536	40.854	41.382	235.8	37:58.434
9	1:56.167	35.623	39.849	40.695	262.0	39:54.601
10	1:55.162	35.762	39.413	39.987	260.7	41:49.763
11	1:54.061	35.516	39.108	39.437	268.4	43:43.824
12	2:04.037	43.129	40.114	40.794	191.7	45:47.861
13	1:59.028	38.386	39.577	41.065	209.5	47:46.889
14	2:05.752B	35.985	40.331	49.436	243.2	49:52.641

74 ROSSOCORSA 74						
ROSSOCORSA FERRARI 296 GT3						
1	8:10.409	6:44.205	42.852	43.352	194.8	8:10.409
2	2:03.871	37.966	43.072	42.833	250.5	10:14.280
3	2:01.399	37.148	41.971	42.280	259.5	12:15.679
4	2:02.289	37.528	42.025	42.736	261.3	14:17.968
5	2:01.917	37.707	42.177	42.033	267.1	16:19.885
6	2:14.338B	37.325	42.085	54.928	245.4	18:34.223
7	5:59.091B	4:11.533	49.960	57.598	169.6	24:33.314
8	6:00.321	4:25.388	46.810	48.123	172.3	30:33.635
9	2:14.316	44.165	44.931	45.220	206.7	32:47.951
10	2:07.783	39.580	44.693	43.510	239.5	34:55.734
11	2:05.802	39.773	42.053	43.976	261.3	37:01.536
12	2:05.853	39.439	41.984	44.430	242.1	39:07.389
13	2:06.741	41.444	42.297	43.000	248.2	41:14.130
14	2:01.999	37.509	42.114	42.376	235.8	43:16.129
15	3:26.203B	1:40.932	43.365	1:01.906	255.8	46:42.332

82 MM TCR						
MM MOTORSPORT HONDA CIVIC TCR						
1	17:04.514	...	49.785	49.113	155.1	17:04.514
2	2:17.992	44.513	46.582	46.897	141.6	19:22.506
3	2:16.185	44.535	45.074	46.576	163.0	21:38.691
4	2:10.516	40.501	45.348	44.667	194.8	23:49.207
5	2:16.038B	40.273	44.110	51.655	185.8	26:05.245
6	3:35.858	2:08.627	43.207	44.024	162.5	29:41.103
7	2:05.362	39.635	42.640	43.087	194.8	31:46.465
8	2:11.828B	38.839	42.363	50.626	225.1	33:58.293
9	5:11.514	3:26.978	49.584	54.952	145.5	39:09.807
10	2:10.661	41.527	44.876	44.258	181.2	41:20.468
11	2:03.786	39.079	41.849	42.858	210.3	43:24.254
12	2:03.466	38.877	41.760	42.829	231.3	45:27.720
13	2:02.424	38.778	41.240	42.406	213.6	47:30.144
14	2:13.024B	38.216	41.202	53.606	231.8	49:43.168

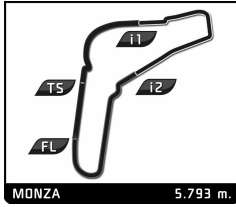

95 VSR 95						
VSR - VINCENZO SOSPIRI RACING LAMBORGHINI SUPER TROFEO						
1	17:04.514	...	49.785	49.113	155.1	17:04.514
2	2:17.992	44.513	46.582	46.897	141.6	19:22.506
3	2:16.185	44.535	45.074	46.576	163.0	21:38.691
4	2:10.516	40.501	45.348	44.667	194.8	23:49.207
5	2:16.038B	40.273	44.110	51.655	185.8	26:05.245
6	3:35.858	2:08.627	43.207	44.024	162.5	29:41.103
7	2:05.362	39.635	42.640	43.087	194.8	31:46.465
8	2:11.828B	38.839	42.363	50.626	225.1	33:58.293
9	5:11.514	3:26.978	49.584	54.952	145.5	39:09.807
10	2:10.661	41.527	44.876	44.258	181.2	41:20.468
11	2:03.786	39.079	41.849	42.858	210.3	43:24.254
12	2:03.466	38.877	41.760	42.829	231.3	45:27.720
13	2:02.424	38.778	41.240	42.406	213.6	47:30.144
14	2:13.024B	38.216	41.202	53.606	231.8	49:43.168

Lap	Time	Sector 1	Sector 2	Sector 3	T.Sp	Elapsed
1	7:05.318B	5:18.539	47.084	59.695	157.8	7:05.318
2	6:53.869	5:20.203	46.904	46.762	180.9	13:59.187
3	2:13.420	40.011	46.487	46.922	214.9	16:12.607
4	2:20.313B	39.821	45.334	55.158	194.8	18:32.920
5	5:08.054	3:35.489	46.503	46.062	168.0	23:40.974
6	2:14.718	40.184	47.969	46.565	188.1	25:55.692
7	2:16.275B	39.415	43.538	53.322	194.5	28:11.967
8	6:39.590	5:09.521	44.483	45.586	194.8	34:51.557
9	2:06.112	37.997	43.508	44.607	214.9	36:57.669
10	2:12.832B	37.446	42.837	52.549	236.3	39:10.501
11	5:38.654	4:12.090	43.278	43.286	188.4	44:49.155
12	2:00.131	36.839	41.373	41.919	238.9	46:49.286
13	1:58.680	36.261	40.713	41.706	243.2	48:47.966
14	2:49.257B	47.254	54.441	1:07.562	141.4	51:37.223

99 SVC 99						
SVC PORSCHE 992 CUP						
1	10:25.660	8:43.350	51.944	50.366	116.5	10:25.660
2	2:20.272	44.029	48.067	48.176	182.1	12:45.932
3	2:13.485	42.230	46.064	45.191	184.3	14:59.417
4	2:07.411	38.950	44.153	44.308	211.9	17:06.828
5	2:06.966	39.746	43.096	44.124	196.6	19:13.794
6	2:05.648	38.649	42.235	44.764	201.3	21:19.442
7	2:06.026	37.986	44.440	43.600	229.4	23:25.468
8	2:03.797	38.314	42.557	42.926	203.6	25:29.265
9	2:03.900	38.280	42.779	42.841	200.6	27:33.165
10	2:17.205B	39.236	42.619	55.350	184.0	29:50.370
11	4:01.754	2:39.966	39.735	42.053	183.3	33:52.124
12	2:04.050	38.257	42.679	43.114	238.4	35:56.174
13	2:03.946	37.643	43.626	42.677	217.0	38:00.120
14	2:01.707	37.555	41.990	42.162	197.3	40:01.827
15	2:01.081	36.919	41.759	42.403	236.9	42:02.908
16	2:00.964	36.873	41.731	42.360	224.2	44:03.872
17	2:02.959	38.753	42.109	42.097	178.8	46:06.831
18	2:01.079	37.213	41.948	41.918	219.6	48:07.910
19	2:52.755B	37.350	55.512	1:19.893	199.1	51:00.665

222 AMG GT2						
MERCEDES-AMG MERCEDES AMG GT2 (TESTFIRST)						
1	6:27.294	5:05.753	40.893	40.648	177.4	6:27.294
2	1:55.078	35.898	39.514	39.666	215.3	8:22.372
3	1:54.407	34.873	39.479	40.055	251.1	10:16.779
4	2:11.730B	35.268	40.601	55.861	244.3	12:28.509
5	9:06.675	7:42.466	41.606	42.603	201.3	21:35.184
6	1:56.521	35.844	40.181	40.496	237.9	23:31.705
7	1:56.236	35.097	40.028	41.111	256.4	25:27.941
8	1:57.176	35.336	40.458	41.382	263.9	27:25.117
9	1:54.877	35.323	39.429	40.125	255.8	29:19.994
10	1:59.819	35.703	40.478	43.638	254.6	31:19.813
11	1:54.685	35.158	39.628	39.899	240.5	33:14.498
12	1:54.207	35.093	39.276	39.838	243.2	35:08.705
13	1:54.353	35.184	39.172	39.997	263.9	37:03.058
14	2:13.603B	38.699	42.733	52.171	238.9	39:16.661
15	6:28.993	4:55.147	45.912	47.934	108.5	45:45.654
16	2:11.338	42.531	43.435	45.372	194.8	47:56.992
17	2:58.631B	38.827	57.405	1:22.399	201.0	50:55.623





Curbstone Track Events

Monza, 23-24.09.2024

SESSION RACE 7

Sector Analysis

— Invalidated Lap ■ Personal Best ■ Session Best B Crossing the pit lane

Lap	Time	Sector 1	Sector 2	Sector 3	T.Spd	Elapsed	Lap	Time	Sector 1	Sector 2	Sector 3	T.Spd	Elapsed
-----	------	----------	----------	----------	-------	---------	-----	------	----------	----------	----------	-------	---------

551 EBI MOTORS 51													
		EBIMOTORS						PORSCHE 992 GT3 CUP					
1	3:12.979	1:47.846	42.411	42.722	141.9	3:12.979							
2	1:58.076	35.995	41.021	41.060	254.6	5:11.055							
3	1:57.374	36.282	40.365	40.727	232.8	7:08.429							
4	1:55.135	34.508	40.323	40.304	252.3	9:03.564							
5	2:08.767 B	34.330	40.152	54.285	254.6	11:12.331							
6	7:09.567	5:48.104	40.590	40.873	201.7	18:21.898							
7	1:56.654	36.395	39.939	40.320	234.8	20:18.552							
8	1:54.049	34.198	39.909	39.942	251.1	22:12.601							
9	2:11.671 B	36.186	41.729	53.756	235.3	24:24.272							
10	7:59.356	6:32.439	43.418	43.499	95.7	32:23.628							
11	2:04.966	40.207	42.094	42.665	226.0	34:28.594							
12	2:00.489	37.131	41.697	41.661	212.8	36:29.083							
13	1:59.080	36.525	41.098	41.457	225.6	38:28.163							
14	2:21.558 B	39.805	44.203	57.550	167.3	40:49.721							
15	4:20.449	2:57.575	41.675	41.199	186.2	45:10.170							
16	1:57.692	36.238	40.322	41.132	230.3	47:07.862							
17	2:16.096 B	36.157	40.613	59.326	232.3	49:23.958							

552 EBI MOTORS 52													
		EBIMOTORS						PORSCHE 991 GT3 CUP					
1	4:34.525	3:03.899	44.866	45.760	143.4	4:34.525							
2	2:04.624	38.513	42.917	43.194	184.9	6:39.149							
3	2:02.011	37.268	42.021	42.722	220.5	8:41.160							
4	2:01.787	37.417	41.536	42.834	205.1	10:42.947							
5	2:12.225 B	37.875	41.538	52.812	196.2	12:55.172							
6	4:48.344	3:21.522	44.524	42.298	150.8	17:43.516							
7	2:00.537	37.067	41.251	42.219	209.9	19:44.053							
8	1:59.671	36.950	41.199	41.522	222.3	21:43.724							
9	2:00.139	36.973	41.735	41.431	217.9	23:43.863							
10	1:59.538	37.232	40.865	41.441	200.2	25:43.401							
11	1:58.782	36.819	40.787	41.176	224.2	27:42.183							
12	2:13.096 B	36.670	40.626	55.800	225.1	29:55.279							
13	3:53.798	2:30.769	41.597	41.432	181.8	33:49.077							
14	1:58.789	36.580	40.773	41.436	233.8	35:47.866							
15	1:58.421	36.757	40.536	41.128	227.9	37:46.287							
16	1:58.118	36.533	40.444	41.141	233.3	39:44.405							
17	2:15.234 B	36.602	40.479	58.153	224.6	41:59.639							

