

# Curbstone Track Events

## Monza, 23-24.09.2024

### SESSION SPORT 6

## Sector Analysis

— Invalidated Lap

■ Personal Best

■ Session Best

■ Crossing the pit lane

Lap	Time	Sector 1	Sector 2	Sector 3	T.Sp	Elapsed	
<b>02</b>	<b>DTO 02</b>						
		DTO MOTORSPORT				MCLAREN 570 GT4	
1	6:02.353	4:11.255	54.875	56.223	118.4	6:02.353	
2	2:34.476	49.478	51.561	53.437	148.9	8:36.829	
3	2:42.312 <b>B</b>	47.146	50.978	1:04.188	167.0	11:19.141	
4	6:50.032	5:02.820	51.777	55.435	130.7	18:09.173	
5	2:28.006	43.640	51.135	53.231	174.5	20:37.179	
6	2:24.695	44.368	49.588	50.739	173.7	23:01.874	
7	2:15.991	41.295	46.745	47.951	198.4	25:17.865	
8	2:27.635	48.137	50.797	48.701	174.0	27:45.500	
9	2:11.589	41.031	44.675	<b>45.883</b>	182.7	29:57.089	
10	2:19.057	40.066	49.678	49.313	214.4	32:16.146	
11	<b>2:10.049</b>	<b>39.499</b>	<b>44.283</b>	46.267	221.0	34:26.195	
12	2:32.232 <b>B</b>	42.800	46.772	1:02.660	188.1	36:58.427	

Lap	Time	Sector 1	Sector 2	Sector 3	T.Sp	Elapsed	
<b>2</b>	<b>ALSSPORTS 2</b>						
		ALLSPORTS				KTM X-BOW GT	
1	8:14.768	6:30.002	52.526	52.240	122.8	8:14.768	
2	2:24.836	47.293	48.443	49.100	151.2	10:39.604	
3	2:23.585	43.564	48.238	51.783	172.0	13:03.189	
4	2:28.834 <b>B</b>	42.787	47.731	58.316	177.6	15:32.023	
5	3:57.500	2:22.702	46.662	48.136	149.1	19:29.523	
6	2:15.745	41.892	46.795	47.058	180.3	21:45.268	
7	2:13.389	41.417	45.435	46.537	195.5	23:58.657	
8	2:13.665	41.311	45.540	46.814	207.9	26:12.322	
9	2:10.551	41.043	44.044	45.464	175.6	28:22.873	
10	2:11.205	40.867	44.724	45.614	186.2	30:34.078	
11	2:08.179	40.208	43.397	44.574	204.7	32:42.257	
12	2:13.581	41.508	45.052	47.021	176.2	34:55.838	
13	2:09.894	40.911	43.774	45.209	182.4	37:05.732	
14	<b>2:06.622</b>	<b>39.689</b>	<b>42.661</b>	<b>44.272</b>	218.3	39:12.354	
15	2:48.393 <b>B</b>	48.822	53.438	1:06.133	155.3	42:00.747	

Lap	Time	Sector 1	Sector 2	Sector 3	T.Sp	Elapsed	
<b>5</b>	<b>JURADO</b>						
		CLIO CUP (RANGONI)				CLIO CUP	
1	6:58.186	5:14.293	51.635	52.258	100.7	6:58.186	
2	2:24.321	44.579	50.758	48.984	200.2	9:22.507	
3	2:17.990	44.011	46.615	47.364	195.9	11:40.497	
4	2:18.870	43.729	47.763	47.378	190.4	13:59.367	
5	2:17.626	42.880	47.112	47.634	211.5	16:16.993	
6	2:15.845	43.351	45.698	46.796	204.0	18:32.838	
7	2:17.787	43.109	48.013	46.665	214.0	20:50.625	
8	2:15.334	43.154	45.731	46.449	201.3	23:05.959	
9	2:14.542	42.874	45.127	46.541	211.5	25:20.501	
10	2:29.133 <b>B</b>	44.707	48.352	56.074	202.5	27:49.634	
11	4:20.049	2:44.856	48.444	46.749	136.8	32:09.683	
12	2:14.683	43.426	45.269	45.988	208.3	34:24.366	
13	2:15.484	43.739	45.363	46.382	217.9	36:39.850	
14	<b>2:12.991</b>	<b>42.621</b>	<b>44.692</b>	<b>45.678</b>	203.6	38:52.841	
15	2:48.640 <b>B</b>	42.419	50.634	1:15.587	215.7	41:41.481	

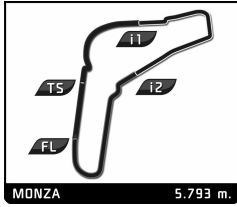

Lap	Time	Sector 1	Sector 2	Sector 3	T.Sp	Elapsed	
<b>8</b>	<b>GUASH</b>						
		Eric GUASH				AURI R8	
1	24:53.615	...	54.435	55.014	...	24:53.615	
2	2:32.742	50.142	50.189	52.411	184.9	27:26.357	
3	<b>2:22.321</b>	<b>44.202</b>	<b>47.443</b>	<b>50.676</b>	...	29:48.678	

Lap	Time	Sector 1	Sector 2	Sector 3	T.Sp	Elapsed	
4	2:46.019 <b>B</b>	48.752	54.535	1:02.732	168.8	32:34.697	
<b>14</b>	<b>JACOB</b>						
		Joel JACOB				FERRARI 488 PISTA	
1	6:12.762	4:15.339	56.580	1:00.843	110.7	6:12.762	
2	2:40.621	49.571	56.960	54.090	159.6	8:53.383	
3	2:24.708	44.980	49.205	50.523	181.8	11:18.091	
4	2:23.765	44.979	48.864	49.922	170.9	13:41.856	
5	2:19.913	42.589	47.707	49.617	204.7	16:01.769	
6	2:19.031	42.921	47.533	48.577	175.6	18:20.800	
7	2:18.714	43.105	47.328	48.281	172.8	20:39.514	
8	2:18.392	43.144	47.123	48.125	167.8	22:57.906	
9	<b>2:14.419</b>	<b>41.906</b>	<b>45.187</b>	<b>47.326</b>	172.8	25:12.325	
10	2:54.799 <b>B</b>	45.293	59.858	1:09.648	174.8	28:07.124	

Lap	Time	Sector 1	Sector 2	Sector 3	T.Sp	Elapsed	
<b>16</b>	<b>PANGRANI</b>						
		Eric PANGRANI				PORSCHE 992 GT3 RS	
1	6:08.758	4:03.454	1:00.263	1:05.041	116.9	6:08.758	
2	2:48.988	49.171	59.622	1:00.195	195.5	8:57.746	
3	2:31.166	49.193	51.489	50.484	158.5	11:28.912	
4	2:26.784	44.748	51.374	50.662	197.0	13:55.696	
5	2:24.069	45.041	50.238	48.790	197.7	16:19.765	
6	2:17.172	42.950	46.566	47.656	191.4	18:36.937	
7	2:17.946	42.324	46.622	49.000	188.4	20:54.883	
8	2:12.304	41.320	44.867	46.117	204.0	23:07.187	
9	2:23.279 <b>B</b>	43.295	47.185	52.799	152.7	25:30.466	
10	5:10.528	3:32.856	50.593	47.079	182.1	30:40.994	
11	<b>2:10.845</b>	40.656	<b>44.523</b>	<b>45.666</b>	193.1	32:51.839	
12	2:12.956	41.010	44.737	47.209	205.5	35:04.795	
13	2:13.182	<b>40.189</b>	46.436	46.557	215.3	37:17.977	
14	3:01.464 <b>B</b>	51.123	57.967	1:12.374	170.9	40:19.441	

Lap	Time	Sector 1	Sector 2	Sector 3	T.Sp	Elapsed	
<b>17</b>	<b>LINDNER</b>						
		Jens LINDNER				LAMBORGHINI GALLARDO SUPER TROFEO GTR	
1	12:44.941	...	1:05.846	1:07.981	128.2	12:44.941	
2	2:57.373	58.616	59.336	59.421	137.1	15:42.314	
3	2:37.249	50.752	52.221	54.276	153.8	18:19.563	
4	2:47.774 <b>B</b>	48.928	51.017	1:07.829	139.7	21:07.337	
5	3:54.490	2:12.578	51.134	50.778	131.8	25:01.827	
6	2:18.740	43.868	<b>46.328</b>	48.544	198.4	27:20.567	
7	<b>2:16.575</b>	<b>42.462</b>	46.964	<b>47.149</b>	194.8	29:37.142	
8	2:46.034 <b>B</b>	45.515	52.275	1:08.244	177.9	32:23.176	

Lap	Time	Sector 1	Sector 2	Sector 3	T.Sp	Elapsed	
<b>23</b>	<b>LONGONI</b>						
		CLIO CUP (MC MOTORTECNICA)				CLIO CUP	
1	7:23.736	5:32.110	54.345	57.281	129.0	7:23.736	
2	2:29.975	45.669	49.901	54.405	182.4	9:53.711	
3	2:24.938	45.618	49.568	49.752	172.0	12:18.649	
4	2:28.516 <b>B</b>	44.693	47.469	56.354	191.4	14:47.165	
5	4:00.885	2:24.964	47.550	48.371	158.0	18:48.050	
6	2:22.277	44.898	48.993	48.386	192.4	21:10.327	
7	2:21.251	44.078	46.777	50.396	199.1	23:31.578	
8	2:18.143	44.211	46.490	47.442	197.7	25:49.721	
9	<b>2:16.526</b>	<b>43.714</b>	<b>45.928</b>	<b>46.884</b>	206.7	28:06.247	
10	2:40.650 <b>B</b>	45.667	52.305	1:02.678	210.3	30:46.897	



# Curbstone Track Events

## Monza, 23-24.09.2024

### SESSION SPORT 6

## Sector Analysis

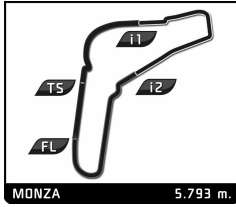

— Invalidated Lap

■ Personal Best

■ Session Best

B Crossing the pit lane

Lap	Time	Sector 1	Sector 2	Sector 3	T.Spd	Elapsed	Lap	Time	Sector 1	Sector 2	Sector 3	T.Spd	Elapsed
<b>26</b> GUARNACCIA													
DALLARA							DALLARA STRADALE						
1	5:54.161 B	4:02.200	45.372	1:06.589	132.7	5:54.161	10	2:09.240	40.165	44.078	44.997		28:29.569
2	4:54.898	3:15.399	52.702	46.797	121.5	10:49.059	11	2:10.074	40.508	44.565	45.001		30:39.643
3	2:15.740	40.173	44.217	51.350	217.9	13:04.799	12	<b>2:06.771</b>	<b>39.622</b>	<b>43.108</b>	<b>44.041</b>		32:46.414
4	2:13.465	41.082	45.902	46.481	180.6	15:18.264	13	2:12.041	41.308	45.110	45.623		34:58.455
5	2:26.537 B	38.829	45.442	1:02.266	249.9	17:44.801	14	7:08.016 B	41.849	46.546	5:39.621		42:06.471
6	5:56.994	4:25.645	45.643	45.706	143.6	23:41.795							
7	2:32.212 B	40.358	45.600	1:06.254	244.9	26:14.007							
8	9:32.073	7:59.810	43.752	48.511	193.1	35:46.080							
9	<b>2:05.365</b>	38.090	43.994	<b>43.281</b>	249.9	37:51.445							
10	2:40.758 B	<b>38.081</b>	<b>42.748</b>	1:19.929	254.0	40:32.203							
<b>27</b> VACCA													
DALLARA							DALLARA STRADALE						
1	35:36.131	...	44.426	44.896	187.1	35:36.131							
2	<b>2:02.110</b>	<b>37.851</b>	<b>41.329</b>	<b>42.930</b>	249.4	37:38.241							
3	2:18.311 B	38.669	43.092	56.550	244.9	39:56.552							
<b>28</b> DEL VECCHIO													
Clemente DEL VECCHIO							PORSCHE GT3 992						
1	6:02.941	4:14.955	53.731	54.255		6:02.941							
2	8:50.930	42.520	47.208	7:21.202		14:53.871							
3	2:19.295	42.445	46.218	50.632		17:13.166							
4	2:14.022	40.811	45.494	47.717		19:27.188							
5	2:13.982	40.907	45.194	47.881	188.7	21:41.170							
6	2:11.695	40.593	45.494	<b>45.608</b>		23:52.865							
7	2:09.293	39.937	43.569	45.787	207.1	26:02.158							
8	5:11.836	38.841	43.938	3:49.057		31:13.994							
9	<b>2:07.276</b>	38.543	43.040	45.693		33:21.270							
10	2:11.485	40.942	43.242	47.301		35:32.755							
11	5:06.587 B	<b>38.023</b>	<b>42.882</b>	3:45.682		40:39.342							
12	3:42.1 B					40:42.763							
<b>34</b> GALLI													
Andrea GALLI							PORSCHE 992 GT3						
1	6:17.384	4:27.486	51.585	58.313	118.8	6:17.384							
2	2:18.609	43.663	48.993	45.953	154.9	8:35.993							
3	2:09.150	39.203	45.540	44.407	195.2	10:45.143							
4	2:08.408	38.023	43.780	46.605	227.4	12:53.551							
5	2:04.386	38.748	<b>41.869</b>	43.769	205.9	14:57.937							
6	<b>2:01.957</b>	37.674	42.131	<b>42.152</b>	217.9	16:59.894							
7	2:02.275	<b>36.618</b>	42.435	43.222	268.4	19:02.169							
8	2:49.632 B	50.834	51.921	1:06.877	174.0	21:51.801							
<b>45</b> KARIM													
Karim BENDOUMA							PORSCHE GT3 RS						
1	6:58.981	4:40.811	1:08.567	1:09.603		6:58.981							
2	3:00.182	58.419	59.469	1:02.294		9:59.163							
3	2:35.772	48.843	51.900	55.029		12:34.935							
4	2:24.095	44.801	49.155	50.139		14:59.030							
5	2:21.355	43.893	48.194	49.268		17:20.385							
6	2:19.719	45.343	46.780	47.596		19:40.104							
7	2:14.440	41.905	45.839	46.696		21:54.544							
8	2:11.720	40.934	44.979	45.807		24:06.264							
9	2:14.065	42.278	44.676	47.111		26:20.329							
<b>54</b> GABRIELLI													
Jean-Louis GABRIELLI							LAMBORGHINI STO						
1	6:12.004	4:14.109	56.801	1:01.094	112.4	6:12.004							
2	2:42.274	49.581	56.962	55.731	169.6	8:54.278							
3	2:23.994	44.475	49.386	50.133	166.5	11:18.272							
4	2:16.096	41.465	46.564	48.067	192.1	13:34.368							
5	2:13.975	40.835	45.897	47.243	189.4	15:48.343							
6	2:13.272	42.085	44.954	46.233	174.5	18:01.615							
7	2:12.276	40.231	45.427	46.618	188.4	20:13.891							
8	<b>2:11.879</b>	40.010	44.691	47.178	221.9	22:25.770							
9	2:46.087	52.204	54.703	59.180	129.0	25:11.857							
10	2:20.993	47.861	47.974	<b>45.158</b>	169.1	27:32.850							
11	2:26.235 B	<b>39.183</b>	<b>44.388</b>	1:02.664	210.3	29:59.085							
<b>56</b> GIRAUDAU													
Eric GIRAUDAU							LAMBORGHINI STO						
1	6:10.949	4:13.255	56.756	1:00.938	117.7	6:10.949							
2	2:48.387	50.089	59.748	58.550	164.5	8:59.336							
3	2:35.648	51.444	50.657	53.547	145.0	11:34.984							
4	<b>2:33.408</b>	47.403	55.197	<b>50.808</b>	173.1	14:08.392							
5	2:34.184 B	<b>44.579</b>	<b>47.671</b>	1:01.934	184.9	16:42.576							
<b>57</b> MOIZANT													
Carl MOIZANT							NISSAN GTR						
1	12:21.845	...	59.314	1:01.592		12:21.845							
2	2:41.648	52.694	55.071	<b>53.883</b>		15:03.493							
3	<b>2:31.915</b>	47.964	<b>49.643</b>	54.308		17:35.408							
<b>60</b> ARDUINI													
CLIO CUP (MC MOTORTECNICA)							CLIO CUP						
1	7:21.666	5:30.078	54.383	57.205	121.1	7:21.666							
2	2:30.644	46.225	49.866	54.553	172.8	9:52.310							
3	2:24.236	44.838	48.977	50.421	186.2	12:16.546							
4	2:21.499	44.740	48.005	48.754	186.8	14:38.045							
5	2:28.059 B	45.613	47.416	55.030	180.0	17:06.104							
6	3:56.362	2:20.827	47.149	48.386	164.2	21:02.466							
7	2:17.546	43.832	46.324	47.390	187.1	23:20.012							
8	2:17.459	43.975	45.963	47.521	205.9	25:37.471							
9	<b>2:16.202</b>	43.261	45.645	47.296	196.2	27:53.673							
10	2:18.267	43.791	45.741	48.735	202.8	30:11.940							
11	2:19.258	45.904	46.210	<b>47.144</b>	207.9	32:31.198							
12	2:24.635	<b>43.124</b>	51.532	49.979	211.1	34:55.833							
13	2:17.111	43.839	45.716	47.556	183.3	37:12.944							
14	2:15.131	43.129	<b>45.341</b>	46.661	209.9	39:28.075							
15	2:38.792 B	46.728	48.096	1:03.968	147.1	42:06.867							
<b>102</b> MARTINELLI													
DALLARA							DALLARA STRADALE						
1	7:27.349	5:43.107	49.740	54.502	139.6	7:27.349							
2	2:24.432	42.811	48.746	52.875	188.7	9:51.781							
3	2:11.205	40.599	45.352	45.254	209.5	12:02.986							



# Curbstone Track Events

## Monza, 23-24.09.2024

### SESSION SPORT 6

## Sector Analysis

— Invalidated Lap

■ Personal Best

■ Session Best

■ Crossing the pit lane

Lap	Time	Sector 1	Sector 2	Sector 3	T.Sp	Elapsed	Lap	Time	Sector 1	Sector 2	Sector 3	T.Sp	Elapsed
4	2:08.127	40.020	43.677	44.430	241.6	14:11.113	9	2:15.672	43.489	45.662	46.521	207.5	36:06.025
5	2:14.547	42.364	46.921	45.262	216.1	16:25.660	10	2:17.756	44.224	46.858	46.674	208.7	38:23.781
6	2:15.072	41.978	47.526	45.568	167.0	18:40.732	11	3:09.943 B	43.340	53.244	1:33.359	208.7	41:33.724
7	2:14.550	39.950	45.991	48.609	191.4	20:55.282							
8	2:12.104	41.119	45.491	45.494	203.2	23:07.386							
9	2:11.516	41.646	45.484	44.386	167.0	25:18.902							
10	2:15.411	42.959	45.085	47.367	156.4	27:34.313							
11	3:01.371	52.879	1:01.126	1:07.366	145.7	30:35.684							
12	3:14.925 B	1:00.536	56.983	1:17.406	114.3	33:50.609							
13	3:53.172 B	1:39.070	58.729	1:15.373	113.2	37:43.781							

### 107 VAN RIET

CLIO CUP (RANGONI) CLIO CUP

1	6:59.905	5:17.713	51.360	50.832	102.8	6:59.905
2	2:23.173	45.634	48.417	49.122	160.4	9:23.078
3	2:19.394	44.458	46.957	47.979	179.4	11:42.472
4	2:19.507	44.084	47.903	47.520	184.0	14:01.979
5	2:19.519	44.010	46.577	48.932	189.7	16:21.498
6	2:18.537	43.840	47.641	47.056	190.7	18:40.035
7	2:21.666	43.884	45.667	52.115	181.8	21:01.701
8	2:16.008	43.809	45.698	46.501	195.2	23:17.709
9	2:15.535	43.700	45.267	46.568	200.2	25:33.244
10	2:26.999 B	43.554	45.633	57.812	204.7	28:00.243
11	4:10.323	2:35.283	47.965	47.075	145.5	32:10.566
12	2:14.584	43.130	45.254	46.200	204.4	34:25.150
13	2:14.118	42.984	45.119	46.015	205.5	36:39.268
14	2:13.888	43.063	45.061	45.764	211.5	38:53.156
15	2:49.922 B	42.961	50.609	1:16.352	206.7	41:43.078

### 120 TORELLI

CLIO CUP (RANGONI) CLIO CUP

1	6:59.219	5:16.937	51.502	50.780	103.6	6:59.219
2	2:22.455	45.505	48.193	48.757	171.8	9:21.674
3	2:18.227	44.570	46.498	47.159	195.2	11:39.901
4	2:18.713	44.191	47.555	46.967	188.7	13:58.614
5	2:18.474	43.411	47.555	47.508	207.5	16:17.088
6	2:15.907	43.492	45.602	46.813	195.2	18:32.995
7	2:17.341	43.080	47.564	46.697	197.0	20:50.336
8	2:15.718	43.265	46.271	46.182	215.7	23:06.054
9	2:21.712	42.925	52.517	46.270	201.3	25:27.766
10	2:22.831 B	42.912	45.046	54.873	211.9	27:50.597
11	4:19.320	2:44.528	48.071	46.721	125.7	32:09.917
12	2:14.564	43.596	45.201	45.767	214.0	34:24.481
13	2:13.151	42.931	44.618	45.602	201.0	36:37.632
14	2:13.247	42.959	44.570	45.718	212.3	38:50.879
15	2:48.042 B	43.125	50.398	1:14.519	212.8	41:38.921

### 121 STEFANI

CLIO CUP (ESSECORSE) CLIO CUP

1	17:17.518	...	53.565	54.324	90.6	17:17.518
2	2:36.788	56.812	49.608	50.368	157.6	19:54.306
3	2:24.394	46.905	48.205	49.284	199.9	22:18.700
4	2:20.904	44.752	47.756	48.396	201.3	24:39.604
5	2:18.741	44.073	47.084	47.584	203.6	26:58.345
6	2:18.204	43.895	46.811	47.498	204.7	29:16.549
7	2:17.157	43.932	46.340	46.885	204.0	31:33.706
8	2:16.647	43.798	45.967	46.882	207.5	33:50.353

### 165 BORDACCHINI

CLIO CUP (RANGONI) CLIO CUP

1	7:28.685	5:22.819	1:00.367	1:05.499	108.8	7:28.685
2	2:48.048	51.591	56.346	1:00.111	149.5	10:16.733
3	2:50.422	50.477	56.315	1:03.630	147.7	13:07.155
4	2:39.388	49.563	52.966	56.859	156.7	15:46.543
5	2:34.713	48.291	52.108	54.314	161.8	18:21.256
6	2:41.781	50.434	55.356	55.991	144.8	21:03.037
7	2:30.198	45.730	50.471	53.997	174.0	23:33.235
8	2:29.064	45.618	49.847	53.599	181.2	26:02.299
9	2:26.984	45.228	50.416	51.340	200.2	28:29.283
10	2:26.583	45.023	49.263	52.297	188.1	30:55.866
11	2:24.343	44.396	49.063	50.884	204.7	33:20.209
12	2:24.389	45.428	48.738	50.223	165.7	35:44.598
13	2:21.446	44.371	47.663	49.412	193.8	38:06.044
14	2:59.150 B	44.225	56.379	1:18.546	206.3	41:05.194

### 330 CATELLI

DALLARA DALLARA STRADALE

1	11:05.421	9:07.056	59.545	58.820	123.3	11:05.421
2	2:40.258	48.551	54.991	56.716	149.1	13:45.679
3	2:32.398	46.144	51.658	54.596	173.4	16:18.077
4	2:31.952	46.253	51.740	53.959	168.8	18:50.029
5	2:26.758	44.367	50.753	51.638	177.6	21:16.787
6	2:47.882 B	43.886	49.113	1:14.883	209.1	24:04.669
7	6:07.915	4:25.493	50.243	52.179	129.3	30:12.584
8	2:27.793	46.284	49.878	51.631	155.1	32:40.377
9	2:48.039 B	45.292	50.309	1:12.438	162.5	35:28.416
10	6:00.682 B	3:30.505	58.754	1:31.423	156.4	41:29.098

### 484 FILIPPI

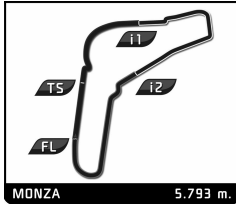

DALLARA DALLARA STRADALE

1	9:01.924	7:17.410	49.877	54.637	144.4	9:01.924
2	2:34.072	54.977	49.479	49.616	149.8	11:35.996
3	2:27.182	48.336	51.410	47.436	170.9	14:03.178
4	2:18.973	43.795	46.864	48.314	195.5	16:22.151
5	2:17.994	44.085	48.245	45.664	186.8	18:40.145
6	2:17.657	42.113	45.547	49.997	234.8	20:57.802
7	2:13.763	42.587	46.095	45.081	197.0	23:11.565
8	2:13.204	40.431	46.717	46.056	189.1	25:24.769
9	2:58.292 B	47.045	1:01.461	1:09.786	201.0	28:23.061

### 503 GALLIA

CLIO CUP (MC MOTORTECNICA) CLIO CUP

1	7:22.496	5:30.838	54.463	57.195	130.0	7:22.496
2	2:30.574	46.379	49.603	54.592	173.4	9:53.070
3	2:23.770	45.312	48.429	50.029	177.4	12:16.840
4	2:21.542	45.159	47.772	48.611	178.8	14:38.382
5	2:20.440	44.384	47.699	48.357	195.2	16:58.822
6	2:19.093	44.080	47.198	47.815	204.0	19:17.915
7	2:36.065 B	44.817	49.468	1:01.780	191.1	21:53.980
8	5:04.721	3:04.518	59.253	1:00.950	114.9	26:58.701
9	2:43.957	51.201	55.926	56.830	147.7	29:42.658



# Curbstone Track Events

## Monza, 23-24.09.2024

### SESSION SPORT 6

## Sector Analysis

— Invalidated Lap    ■ Personal Best    ■ Session Best    B Crossing the pit lane

Lap	Time	Sector 1	Sector 2	Sector 3	T.Spd	Elapsed	Lap	Time	Sector 1	Sector 2	Sector 3	T.Spd	Elapsed
10	2:38.109	48.927	54.750	54.432	161.5	32:20.767							
11	2:32.321	47.380	50.808	54.133	163.0	34:53.088							
12	2:32.258	46.725	52.705	52.828	170.4	37:25.346							
13	2:51.883B	46.484	51.320	1:14.079	173.1	40:17.229							

### 510

**RADICI**

DALLARA

DALLARA STRADALE

1	6:04.818	4:07.980	56.901	59.937	133.7	6:04.818
2	2:27.454	45.747	50.727	50.980	184.9	8:32.272
3	2:29.299	48.455	49.172	51.672	218.8	11:01.571
4	2:22.533	44.431	48.024	50.078	209.5	13:24.104
5	2:22.074	43.644	48.582	49.848	199.1	15:46.178
6	2:19.023	45.045	46.800	47.178	165.7	18:05.201
7	2:17.638	42.501	47.032	48.105	216.6	20:22.839
8	2:17.150	42.465	46.672	48.013	207.9	22:39.989
9	2:15.651	41.298	47.191	47.162	219.2	24:55.640
10	2:17.520	42.866	<b>46.136</b>	48.518	200.6	27:13.160
11	2:16.959	41.845	47.305	47.809	231.8	29:30.119
12	3:10.505	55.817	1:07.680	1:07.008	152.5	32:40.624
13	3:00.208	59.631	1:04.259	56.318	137.3	35:40.832
14	<b>2:14.037</b>	41.652	46.638	<b>45.747</b>	216.6	37:54.869
15	3:01.590B	<b>40.838</b>	46.570	1:34.182	222.8	40:56.459

### 530

**MORRI**

DALLARA

DALLARA STRADALE

1	10:26.926	8:46.053	50.200	50.673	126.9	10:26.926
2	2:20.678	44.099	47.548	49.031	186.2	12:47.604
3	2:17.692	<b>41.391</b>	47.354	48.947	223.7	15:05.296
4	2:36.733B	42.398	<b>46.002</b>	1:08.333	162.3	17:42.029
5	6:08.288	4:29.972	49.353	48.963	139.4	23:50.317
6	2:55.331B	47.307	50.345	1:17.679	223.7	26:45.648
7	8:37.944	6:59.622	47.795	50.527	166.7	35:23.592
8	<b>2:17.008</b>	42.930	46.416	<b>47.662</b>	168.0	37:40.600
9	2:46.676B	41.582	46.271	1:18.823	208.7	40:27.276

### 553

**CALABRIA**

Remy CALABRIA

ALPINE A110R

1	6:07.822	4:02.835	1:00.273	1:04.714		6:07.822
2	2:49.265	49.112	59.566	1:00.587	177.1	8:57.087
3	2:36.012	49.063	51.589	55.360	154.9	11:33.099
4	2:41.795	50.242	57.965	53.588	142.5	14:14.894
5	2:31.489	46.174	52.410	52.905	172.3	16:46.383
6	2:26.641	45.046	51.291	50.304	182.7	19:13.024
7	2:24.184	43.947	49.487	50.750	178.5	21:37.208
8	2:23.006	43.112	48.807	51.087	187.4	24:00.214
9	2:21.429	42.396	48.492	50.541	202.8	26:21.643
10	2:21.411	43.198	48.078	50.135	197.0	28:43.054
11	2:19.277	42.266	47.671	49.340	191.4	31:02.331
12	<b>2:18.585</b>	<b>42.138</b>	<b>47.252</b>	<b>49.195</b>	203.6	33:20.916
13	2:37.297	43.159	52.459	1:01.679	184.0	35:58.213
14	2:39.724	51.057	54.064	54.603	144.8	38:37.937
15	2:59.461B	47.986	53.286	1:18.189	140.8	41:37.398