

Curbstone Track Events

Monza, 23-24.09.2024

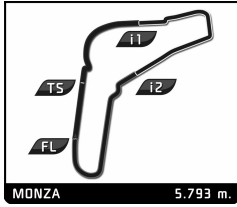

SESSION RACE 8

Sector Analysis

___ Invalidated Lap ■ Personal Best ■ Session Best B Crossing the pit lane

Lap	Time	Sector 1	Sector 2	Sector 3	T.Spd	Elapsed	Lap	Time	Sector 1	Sector 2	Sector 3	T.Spd	Elapsed		
3	ASR3	AUTO SPORT RACING					LAMBORGHINI SUPER TROFEO EVO2	22	ALLSPORTS 22	ALLSPORTS					FERRARI 488 CHALLENGE
1	6:52.732	5:25.484	46.701	40.547	187.1	6:52.732	1	17:53.791 B	...	51.634	1:08.617	172.6	17:53.791		
2	1:53.863	35.089	39.605	39.169	276.6	8:46.595	2	16:23.631	...	40.100	40.721	150.8	34:17.422		
3	1:56.256	35.096	41.952	39.208	270.4	10:42.851	3	1:52.927	34.843	39.025	39.059	266.5	36:10.349		
4	1:51.339	34.507	38.534	38.298	278.8	12:34.190	4	1:52.624	35.285	38.707	38.632	280.2	38:02.973		
5	2:09.243 B	39.585	41.112	48.546	280.9	14:43.433	5	2:03.870 B	34.574	38.271	51.025	274.5	40:06.843		
6	19:26.173	...	46.411	44.081	162.0	34:09.606									
7	2:00.571	36.902	41.664	42.005	243.8	36:10.177									
8	2:00.086	37.423	41.353	41.310	243.2	38:10.263									
9	2:29.048 B	35.554	43.237	1:10.257	269.1	40:39.311									
011	OMBRA 11	OMBRA RACING					PORSCHE 992 GT3 CUP	25	IRON LYNX 25	IRON LYNX					LAMBORGHINI SUPER TROFEO EVO
1	7:01.467	5:28.467	48.676	44.324	132.7	7:01.467	1	5:51.991	4:29.570	41.436	40.985	116.7	5:51.991		
2	1:57.522	38.645	39.668	39.209	217.0	8:58.989	2	1:52.998	35.532	38.692	38.774	271.1	7:44.989		
3	1:55.449	35.343	41.739	38.367	231.8	10:54.438	3	1:51.354	34.921	37.876	38.557	273.2	9:36.343		
4	2:06.619 B	34.963	38.304	53.352	258.2	13:01.057	4	2:04.736 B	34.947	40.669	49.120	273.2	11:41.079		
							5	5:27.936 B	3:33.417	49.762	1:04.757	199.5	17:09.015		
							6	17:11.382	...	47.504	46.233	169.6	34:20.397		
							7	2:01.106	37.620	41.787	41.699	199.5	36:21.503		
							8	1:58.406	36.556	40.499	41.351	264.5	38:19.909		
							9	2:33.914 B	36.429	43.045	1:14.440	245.4	40:53.823		
11	ROSSOCORSA 11	ROSSOCORSA					FERRARI 488 CHALLENGE	027	ALLSPORTS 27	ALLSPORTS					FERRARI 488 CHALLENGE
1	6:19.038	4:48.410	45.399	45.229	159.4	6:19.038	1	15:00.601	...	53.918	50.333	114.2	15:00.601		
2	1:56.040	36.683	39.548	39.809	232.8	8:15.078	2	2:50.865 B	46.980	53.817	1:10.068	144.0	17:51.466		
3	2:04.633 B	35.681	40.349	48.603	225.6	10:19.711	3	16:48.571	...	50.666	49.015	152.7	34:40.037		
4	24:17.598	...	44.536	45.398	148.5	34:37.309	4	2:01.576	37.989	41.319	42.268	210.7	36:41.613		
5	2:01.732	37.738	42.222	41.772	260.1	36:39.041	5	2:09.358 B	36.567	41.544	51.247	226.0	38:50.971		
6	1:58.972	36.575	41.563	40.834	265.2	38:38.013									
7	2:39.057 B	36.427	47.917	1:14.713	258.2	41:17.070									
13	ESTEVE	SRO RACE CENTRE					MERCEDES AMG GT2 PRO	32	HC RACING	HUGE COMPETITION					LAMBORGHINI SUPER TROFEO EVO 2
1	6:31.156	4:53.570	48.387	49.199	170.1	6:31.156	1	6:16.089 B	4:34.652	48.222	53.215	130.0	6:16.089		
2	2:09.290	40.015	44.460	44.815	199.9	8:40.446	2	4:00.480	2:37.963	41.290	41.227	201.0	10:16.569		
3	2:13.453	39.228	49.966	44.259	221.4	10:53.899	3	1:52.912	35.053	38.640	39.219	275.2	12:09.481		
4	2:18.861 B	40.022	44.267	54.572	215.7	13:12.760	4	4:15.700	37.445	39.745	40.110	278.1	14:06.781		
5	4:35.055 B	2:33.956	51.453	1:09.646	154.4	17:47.815	5	2:03.597 B	36.040	39.164	48.393	272.5	16:10.378		
							6	18:37.818	...	41.286	48.744	130.7	34:48.196		
							7	1:53.661	35.885	38.698	39.078	270.4	36:41.857		
							8	1:53.291	35.566	39.227	38.498	248.2	38:35.148		
							9	2:28.662 B	34.854	47.012	1:06.796	276.6	41:03.810		
019	VSR 19	VSR - VINCENZO SOSPIRI RACING					LAMBORGHINI HURACAN GT3	033	OMBRA 33	OMBRA RACING					PORSCHE 992 GT3 CUP
1	6:02.071	4:37.019	44.296	40.756	124.4	6:02.071	1	6:42.199	5:05.996	48.745	47.458	161.5	6:42.199		
2	1:49.482	34.348	37.078	38.056	272.5	7:51.553	2	2:20.421	44.311	48.774	47.336	190.7	9:02.620		
3	1:47.748	34.194	36.529	37.025	274.5	9:39.301	3	2:08.113	41.460	43.041	43.612	220.5	11:10.733		
4	1:59.091 B	34.970	38.757	45.364	276.6	11:38.392	4	2:02.911	37.915	40.835	44.161	249.4	13:13.644		
5	6:02.094 B	4:00.722	49.542	1:11.830	153.1	17:40.486	5	2:05.541	43.164	40.754	41.623	242.7	15:19.185		
6	17:25.054	...	37.102	48.362	204.0	35:05.540	6	2:41.086 B	38.388	50.110	1:12.588	254.6	18:00.271		
7	1:47.485	33.907	36.947	36.631	273.2	36:53.025	7	17:27.788	...	42.428	43.450	176.5	35:28.059		
8	1:46.311	33.788	35.996	36.527	276.6	38:39.336	8	1:56.467	36.244	39.369	40.854	253.4	37:24.526		
9	2:29.698 B	34.069	46.836	1:08.793	277.3	41:09.034	9	1:56.499	35.924	40.500	40.075	254.6	39:21.025		
							10	2:20.805 B	39.660	43.126	58.019	196.2	41:41.830		
19	SPS AUTOMOTIVE	SPS AUTOMOTIVE					MERCEDES AMG GT3	35	MALUCELLI RACING	MALUCELLI RACING					PORSCHE 992 CUP
1	14:57.136	...	38.307	38.341	207.5	14:57.136	1	9:38.930	8:06.452	47.282	45.196	112.1	9:38.930		
2	2:31.616 B	35.315	48.961	1:07.340	263.9	17:28.752									





Curbstone Track Events

Monza, 23-24.09.2024

SESSION RACE 8

Sector Analysis

— Invalidated Lap

■ Personal Best

■ Session Best

B Crossing the pit lane

Lap	Time	Sector 1	Sector 2	Sector 3	T.Sp	Elapsed	Lap	Time	Sector 1	Sector 2	Sector 3	T.Sp	Elapsed
2	2:03.225	38.495	42.932	41.798	232.8	11:42.155	7	17:33.047	...	37.816	37.119	181.2	35:12.008
3	2:15.988B	36.224	44.199	55.565	238.4	13:58.143	8	1:47.732	34.197	36.616	36.919	271.1	36:59.740
4	20:17.992	...	44.261	42.508	152.9	34:16.135	9	1:47.226	34.154	36.547	36.525	273.2	38:46.966
5	1:58.922	36.526	40.568	41.828	260.7	36:15.057	10	2:38.795B	34.221	57.922	1:06.652	273.9	41:25.761
6	2:02.004	35.711	39.936	46.357	244.9	38:17.061							
7	2:33.717B	36.088	41.552	1:16.077	246.0	40:50.778							

36 MM SUPERTROFEO EVO2

MM MOTORSPORT LAMBORGHINI HURACAN SUPERTROFEO EVO2

1	11:14.943	9:26.799	54.833	53.311	123.0	11:14.943
2	1:57.131	35.746	40.853	40.532	260.7	13:12.074
3	1:58.917	36.124	40.858	41.935	262.6	15:10.991
4	2:34.305B	35.860	45.805	1:12.640	273.2	17:45.296
5	16:02.822	...	44.416	44.685	185.5	33:48.118
6	1:53.159	35.248	38.906	39.005	271.1	35:41.277
7	1:52.201	34.872	38.605	38.724	273.9	37:33.478
8	1:51.513	34.796	38.233	38.484	276.6	39:24.991
9	2:35.051B	44.365	48.353	1:02.333	154.0	42:00.042

39 AMG TS

MERCEDES-AMG MERCEDES AMG TRACK SERIES

1	6:05.648	4:34.211	46.512	44.925	123.1	6:05.648
2	1:55.617	35.923	39.961	39.733	255.2	8:01.265
3	1:59.456	38.649	40.844	39.963	290.7	10:00.721
4	1:53.802	35.082	39.401	39.319	239.5	11:54.523
5	1:52.595	34.007	39.022	39.566	283.9	13:47.118
6	1:56.338	37.313	39.436	39.589	251.1	15:43.456
7	2:45.092B	47.765	55.237	1:02.090	213.2	18:28.548
8	16:10.469	...	44.899	46.089	144.4	34:39.017
9	2:01.234	37.414	41.761	42.059	215.3	36:40.251
10	2:01.527	36.682	41.729	43.116	222.8	38:41.778
11	2:42.616B	36.506	55.763	1:10.347	217.0	41:24.394

53 GRUPPE M

GRUPPEM MERCEDES AMG GT2 PRO

1	17:33.183B	...	57.044	1:08.933	...	17:33.183
2	20:30.269B	...	46.335	3:12.073	...	38:03.452

55 NOVA RACE 55

NOVA RACE EVENTS HONDA NSX GT3

1	11:27.141	8:43.714	2:05.248	38.179	209.9	11:27.141
2	1:48.576	34.444	37.353	36.779	275.2	13:15.717
3	1:48.504	34.678	37.095	36.731	277.3	15:04.221
4	2:37.710B	36.056	49.446	1:12.208	226.5	17:41.931
5	17:34.737	...	38.802	38.927	206.3	35:16.668
6	1:49.266	34.556	37.239	37.471	273.2	37:05.934
7	1:47.920	34.118	36.809	36.993	275.9	38:53.854
8	2:33.623B	34.070	51.702	1:07.851	275.2	41:27.477

63 IRON LYNX 63

IRON LYNX LAMBORGHINI GT3 EVO

1	7:40.941	6:15.275	38.447	47.219	200.2	7:40.941
2	1:51.430	34.668	37.484	39.278	271.1	9:32.371
3	1:49.054	34.297	37.913	36.844	271.8	11:21.425
4	1:49.210	34.243	37.425	37.542	273.2	13:10.635
5	1:51.427	37.450	37.341	36.636	271.8	15:02.062
6	2:36.899B	35.664	49.395	1:11.840	273.2	17:38.961

66 VSR 66

VSR - VINCENZO SOSPIRI RACING LAMBORGHINI HURACAN GT3

1	6:04.307	4:38.546	43.807	41.954	112.1	6:04.307
2	1:50.668	34.942	37.771	37.955	273.2	7:54.975
3	1:49.080	34.436	37.174	37.470	276.6	9:44.055
4	1:52.082	34.100	40.541	37.441	274.5	11:36.137
5	1:48.187	33.993	37.452	36.742	275.9	13:24.324
6	1:55.913B	34.401	37.792	43.720	273.9	15:20.237
7	18:17.247	...	39.082	38.025	192.1	33:37.484
8	1:47.908	34.391	37.008	36.509	271.8	35:25.392
9	1:46.988	34.190	36.319	36.479	274.5	37:12.380
10	1:48.394	33.814	37.542	37.038	276.6	39:00.774
11	2:28.329B	33.775	45.984	1:08.570	277.3	41:29.103

70 ROSSOCORSA 70

ROSSOCORSA FERRARI 488 CHALLENGE

1	6:20.201	4:33.990	54.023	52.188	126.3	6:20.201
2	2:13.811	41.048	47.322	45.441	192.8	8:34.012
3	2:05.574	36.487	44.968	44.119	260.1	10:39.586
4	2:01.833	36.846	42.283	42.704	254.6	12:41.419
5	2:03.831	37.240	45.211	41.380	267.1	14:45.250
6	2:30.405B	38.035	46.832	1:05.538	269.1	17:15.655
7	18:59.056	...	42.961	42.099	127.5	36:14.711
8	1:56.327	35.011	40.621	40.695	275.9	38:11.038
9	2:33.321B	35.568	43.332	1:14.421	274.5	40:44.359

74 ROSSOCORSA 74

ROSSOCORSA FERRARI 296 GT3

1	6:27.509	5:02.728	42.582	42.199	152.7	6:27.509
2	1:56.971	35.468	40.219	41.284	263.2	8:24.480
3	1:54.194	35.376	39.186	39.632	265.8	10:18.674
4	1:52.214	35.187	38.273	38.754	275.9	12:10.888
5	2:05.635B	38.793	40.237	46.605	254.0	14:16.523
6	21:37.269	...	41.217	40.461	195.5	35:53.792
7	1:51.503	35.116	38.097	38.290	274.5	37:45.295
8	2:01.376B	34.874	37.531	48.971	273.2	39:46.671

77 NOVA RACE 77

NOVA RACE EVENTS HONDA NSX GT3

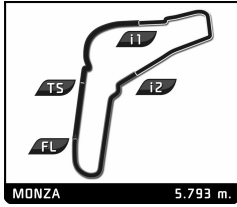

1	8:50.447	7:28.085	41.659	40.703	128.4	8:50.447
2	2:05.081B	35.878	42.705	46.498	259.5	10:55.528

82 MM TCR

MM MOTORSPORT HONDA CIVIC TCR

1	7:09.878B	5:21.367	54.228	54.283	168.0	7:09.878
2	4:35.080	3:00.897	51.015	43.168	170.1	11:44.958
3	1:59.888	37.602	41.036	41.250	236.9	13:44.846
4	2:05.247	43.810	40.530	40.907	251.7	15:50.093
5	2:42.641B	43.956	53.122	1:05.563	194.1	18:32.734
6	15:18.147	...	41.524	45.067	177.9	33:50.881
7	1:57.467	37.130	39.961	40.376	255.8	35:48.348
8	1:56.738	36.952	39.621	40.165	253.4	37:45.086





Curbstone Track Events

Monza, 23-24.09.2024

SESSION RACE 8

Sector Analysis

— Invalidated Lap

■ Personal Best

■ Session Best

B Crossing the pit lane

Lap	Time	Sector 1	Sector 2	Sector 3	T.Spd	Elapsed	Lap	Time	Sector 1	Sector 2	Sector 3	T.Spd	Elapsed
9	2:11.179B	37.342	39.400	54.437	256.4	39:56.265	8	1:49.977	34.618	37.615	37.744	271.1	35:46.638
95 VSR 95 VSR - VINCENZO SOSPIRI RACING LAMBORGHINI SUPER TROFEO							9	1:48.668	34.388	37.053	37.227	274.5	37:35.306
1	12:47.308B	...	46.419	57.975	187.1	12:47.308	10	2:07.864B	36.122	41.082	50.660	258.2	39:43.170
2	4:12.102B	2:14.406	47.505	1:10.191	155.1	16:59.410	551 EBI MOTORS 51 EBIMOTORS PORSCHE 992 GT3 CUP						
3	17:04.053	...	43.101	43.075	159.4	34:03.463	1	6:14.971	4:50.357	42.637	41.977	169.1	6:14.971
4	2:00.726	39.158	39.977	41.591	193.1	36:04.189	2	1:52.949	35.655	38.462	38.832	242.7	8:07.920
5	1:57.295	37.979	39.812	39.504	187.4	38:01.484	3	1:50.696	33.917	38.270	38.509	272.5	9:58.616
6	2:45.675B	40.676	50.963	1:14.036	147.5	40:47.159	4	2:03.613	36.318	37.857	49.438	268.4	12:02.229
99 SVC 99 SVC PORSCHE 992 CUP							5	2:13.268	42.524	45.900	44.844	272.5	14:15.497
1	6:37.874	5:00.047	51.617	46.210	125.4	6:37.874	6	2:05.985B	35.116	40.747	50.122	265.2	16:21.482
2	2:06.794	40.095	43.961	42.738	197.0	8:44.668	7	17:57.378	...	43.462	43.813	146.3	34:18.860
3	2:01.919	37.276	43.302	41.341	223.2	10:46.587	8	1:57.296	35.919	40.019	41.358	217.4	36:16.156
4	1:59.416	37.283	41.174	40.959	248.2	12:46.003	9	1:57.918	35.530	39.876	42.512	232.3	38:14.074
5	1:59.484	36.604	41.596	41.284	252.8	14:45.487	10	2:14.584B	35.268	40.468	58.848	243.8	40:28.658
6	2:25.306B	37.101	43.989	1:04.216	221.4	17:10.793	552 EBI MOTORS 52 EBIMOTORS PORSCHE 991 GT3 CUP						
180 BEST LAP BEST LAP FERRARI 488 CHALLENGE							1	6:47.118	5:07.894	49.694	49.530	125.3	6:47.118
1	6:44.344	5:19.793	41.657	42.894	165.0	6:44.344	2	2:04.102	37.276	44.010	42.816	189.7	8:51.220
2	1:57.148	36.828	40.180	40.140	206.3	8:41.492	3	1:56.346	35.892	40.662	39.792	232.3	10:47.566
3	1:56.730	35.652	39.022	42.056	232.3	10:38.222	4	2:05.397B	35.532	40.531	49.334	237.4	12:52.963
4	2:48.228B	34.798	1:01.521	1:11.909	264.5	13:26.450	5	4:26.840B	2:33.033	45.899	1:07.908	199.9	17:19.803
222 AMG GT2 MERCEDES-AMG MERCEDES AMG GT2 (TESTF-1RST)							6	16:22.815	...	40.413	39.828	179.1	33:42.618
1	6:16.232	4:35.096	53.925	47.211	122.3	6:16.232	7	1:53.577	35.575	38.491	39.511	243.8	35:36.195
2	1:58.375	37.168	40.432	40.775	210.7	8:14.607	8	1:52.431	34.972	38.628	38.831	258.2	37:28.626
3	1:55.224	35.184	40.375	39.665	248.2	10:09.831	9	1:52.734	35.332	38.519	38.883	250.5	39:21.360
4	1:56.004	34.993	40.699	40.312	254.0	12:05.835	10	2:23.009B	42.756	43.353	56.900	174.5	41:44.369
5	2:03.088	42.206	40.832	40.050	254.6	14:08.923							
6	15:56.077B	35.585	...	240.5	30:05.000								
229 PINETTI PINETTI MOTORSPORT FERRARI 488 CHALLENGE													
1	7:21.625	5:20.509	1:01.853	59.263	142.1	7:21.625							
2	2:16.018	43.411	46.076	46.531	194.8	9:37.643							
3	2:04.576	38.612	43.505	42.459	258.2	11:42.219							
4	2:01.572	38.193	41.370	42.009	241.6	13:43.791							
5	2:32.615B	53.557	43.314	55.744	257.0	16:16.406							
6	18:06.986	...	46.884	50.372	177.4	34:23.392							
7	1:59.407	36.597	41.410	41.400	260.1	36:22.799							
8	1:58.008	35.822	40.777	41.409	269.1	38:20.807							
9	2:39.191B	39.169	55.870	1:04.152	259.5	40:59.998							
333 ASR33 AUTO SPORT RACING LAMBORGHINI SUPER TROFEO EVO2													
1	7:06.334	5:22.067	52.876	51.391	150.2	7:06.334							
2	2:00.441	38.266	41.607	40.568	209.1	9:06.775							
3	1:56.764	35.257	41.663	39.844	273.2	11:03.539							
4	1:54.966	34.674	38.814	41.478	273.2	12:58.505							
5	1:56.751	38.361	39.620	38.770	271.8	14:55.256							
6	2:28.826B	35.077	44.414	1:09.335	273.2	17:24.082							
7	16:32.579	...	40.691	39.471	124.8	33:56.661							

