

Curbstone Track Events

Monza, 23-24.09.2024

SESSION SPORT 7

Sector Analysis

— Invalidated Lap

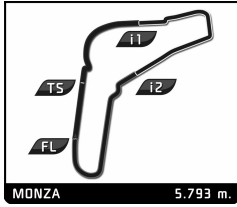
■ Personal Best

■ Session Best

B Crossing the pit lane

Lap	Time	Sector 1	Sector 2	Sector 3	T.Sp	Elapsed	Lap	Time	Sector 1	Sector 2	Sector 3	T.Sp	Elapsed
02 DTO 02 DTO MOTORSPORT MCLAREN 570 GT4							4	2:15.052	41.012	47.245	46.795	221.4	20:20.653
1	10:41.667	8:54.891	52.360	54.416	112.4	10:41.667	5	2:12.874	40.321	45.385	47.168	193.1	22:33.527
2	2:12.676	41.898	47.185	43.593	190.4	12:54.343	6	2:12.745	40.830	45.617	46.298	193.5	24:46.272
3	2:06.716	38.892	44.349	43.475	243.8	15:01.059	7	2:12.990	40.260	46.308	46.422	235.8	26:59.262
4	2:07.623	38.713	44.035	44.875	230.3	17:08.682							
5	2:02.804	38.286	41.907	42.611	214.0	19:11.486	14 JACOB Joel JACOB FERRARI 488 PISTA						
6	2:03.395	38.585	41.863	42.947	221.0	21:14.881	1	5:04.127	3:29.756	48.027	46.344	160.1	5:04.127
7	2:01.569	38.046	41.060	42.463	241.6	23:16.450	2	2:09.407	40.176	44.411	44.820	180.0	7:13.534
8	2:03.355	37.935	42.430	42.990	244.3	25:19.805	3	2:04.170	37.573	42.757	43.840	211.9	9:17.704
9	2:01.326	37.996	41.504	41.826	242.1	27:21.131	4	2:07.894	39.788	43.403	44.703	177.9	11:25.598
10	2:06.063	38.951	43.542	43.570	219.6	29:27.194	5	2:06.200	38.469	42.934	44.797	224.2	13:31.798
11	2:04.364	38.606	43.460	42.298	202.8	31:31.558	6	2:06.715	37.422	43.717	45.576	227.9	15:38.513
12	2:24.834 B	39.246	45.534	1:00.054	204.0	33:56.392	7	2:31.847	45.896	54.110	51.841	170.9	18:10.360
							8	2:06.698	39.247	42.878	44.573	188.7	20:17.058
							9	2:28.232	42.958	53.339	51.935	166.5	22:45.290
							10	2:07.230	37.665	42.650	46.915	210.3	24:52.520
							11	2:43.012 B	47.473	52.539	1:03.000	169.9	27:35.532
2 ALLSPORTS 2 ALLSPORTS KTM X-BOW GT							16 PANGRANI Eric PANGRANI PORSCHE 992 GT3 RS						
1	9:14.947	7:47.954	43.545	43.448	155.1	9:14.947	1	5:49.762	4:07.254	51.012	51.496	126.0	5:49.762
2	2:05.001	40.090	42.873	42.038	227.0	11:19.948	2	2:22.378	45.537	48.985	47.856	162.8	8:12.140
3	2:04.268	39.728	41.215	43.325	228.4	13:24.216	3	2:18.450	44.196	46.724	47.530	209.9	10:30.590
4	2:27.729 B	42.225	45.758	59.746	199.9	15:51.945	4	2:13.617	41.208	45.604	46.805	172.3	12:44.207
5	9:39.727	7:50.570	57.441	51.716	102.9	25:31.672	5	2:14.947	42.042	46.975	45.930	200.6	14:59.154
6	2:29.938	48.630	51.986	49.322	187.1	28:01.610	6	2:09.359	39.371	44.823	45.165	246.0	17:08.513
7	2:24.180	43.528	50.288	50.364	179.7	30:25.790	7	2:12.018	40.795	45.553	45.670	194.8	19:20.531
8	2:21.594	43.649	48.121	49.824	209.5	32:47.384	8	2:10.443	39.531	45.036	45.876	232.8	21:30.974
9	2:25.358	45.002	52.298	48.058	188.1	35:12.742	9	2:09.663	39.398	44.529	45.736	218.8	23:40.637
10	2:19.048	43.022	48.001	48.025	182.7	37:31.790	10	2:09.043	38.779	44.856	45.408	242.1	25:49.680
11	2:44.301 B	43.481	46.719	1:14.101	194.1	40:16.091	11	2:09.845	39.400	43.853	46.592	240.0	27:59.525
							12	2:35.791 B	41.867	52.227	1:01.697	242.1	30:35.316
							13	4:15.235	2:41.657	46.809	46.769	138.9	34:50.551
							14	2:09.706	38.861	44.949	45.896	236.3	37:00.257
							15	2:14.512	43.105	45.713	45.694	229.9	39:14.769
							16	3:10.173 B	52.471	1:03.915	1:13.787	159.4	42:24.942
5 JURADO CLIO CUP (RANGONI) CLIO CUP							17 LINDNER Jens LINDNER LAMBORGHINI GALLARDO SUPER TROFEO GTR						
1	8:30.471	6:41.856	54.855	53.760	101.7	8:30.471	1	8:43.287	6:56.702	51.647	54.938	119.2	8:43.287
2	2:18.351	45.903	45.671	46.777	180.3	10:48.822	2	2:12.146	41.827	44.984	45.335	208.7	10:55.433
3	2:18.588	45.943	46.971	45.674	177.6	13:07.410	3	2:06.295	39.091	41.981	45.223	216.1	13:01.728
4	2:26.035	45.518	54.939	45.578	206.3	15:33.445	4	2:03.195	38.610	42.028	42.557	211.9	15:04.923
5	2:12.326	42.426	44.291	45.609	198.0	17:45.771	5	2:03.823	37.737	41.892	44.194	221.0	17:08.746
6	2:12.986	42.425	45.223	45.338	202.8	19:58.757	6	2:02.229	37.209	41.356	43.664	221.4	19:10.975
7	2:11.719	42.577	44.399	44.743	216.6	22:10.476	7	2:00.453	37.247	40.719	42.487	240.0	21:11.428
8	2:12.637	42.062	44.761	45.814	219.2	24:23.113	8	2:03.096	38.004	40.890	44.202	221.0	23:14.524
9	2:11.610	42.383	44.255	44.972	215.7	26:34.723	9	2:03.728	36.981	43.879	42.868	230.3	25:18.252
10	2:11.488	42.230	44.234	45.024	215.3	28:46.211	10	2:00.586	37.114	41.039	42.433	233.3	27:18.838
11	2:17.902	42.383	48.066	47.453	216.1	31:04.113	11	2:22.767	39.313	49.451	54.003	203.6	29:41.605
12	2:11.873	42.499	44.295	45.079	214.4	33:15.986	12	2:04.107	38.281	40.717	45.109	232.8	31:45.712
13	2:21.755 B	42.639	44.813	54.303	212.8	35:37.741	13	2:01.335	36.721	41.132	43.482	227.9	33:47.047
							14	2:21.295	42.578	48.042	50.675	187.4	36:08.342
							15	1:59.657	37.557	40.436	41.664	224.6	38:07.999
							16	2:29.433 B	40.196	46.900	1:02.337	177.6	40:37.432
8 GUASH Eric GUASH AURI R8													
1	23:05.485	...	57.033	50.961	...	23:05.485							
2	2:22.941	45.338	48.518	49.085	...	25:28.426							
3	2:12.939	41.575	44.787	46.577	...	27:41.365							
12 LEONI Pierre LEONI PORSCHE GT4RS													
1	13:30.400	...	53.830	52.476	135.9	13:30.400							
2	2:18.875	42.476	47.907	48.492	197.7	15:49.275							
3	2:16.326	41.008	46.397	48.921	218.3	18:05.601							





Curbstone Track Events

Monza, 23-24.09.2024

SESSION SPORT 7

Sector Analysis

— Invalidated Lap ■ Personal Best ■ Session Best ■ Crossing the pit lane

Lap	Time	Sector 1	Sector 2	Sector 3	T.Sp	Elapsed
23	LONGONI					
CLIO CUP (MC MOTORTECNICA)						CLIO CUP
1	5:29.071	3:51.235	49.140	48.696	106.1	5:29.071
2	2:16.739	44.084	45.896	46.759	204.7	7:45.810
3	2:15.501	43.787	45.235	46.479	207.5	10:01.311
4	2:15.566	43.445	45.894	46.227	209.1	12:16.877
5	2:26.682 B	43.734	48.322	54.626	208.7	14:43.559
6	5:17.162	3:42.092	48.679	46.391	159.6	20:00.721
7	2:14.800	43.403	45.362	46.035	209.5	22:15.521
8	2:16.156	43.552	45.857	46.747	207.5	24:31.677
9	2:17.062	43.513	46.681	46.868	207.9	26:48.739
10	2:16.724	43.420	46.724	46.580	209.5	29:05.463
11	2:19.125	43.621	46.483	49.021	213.6	31:24.588
12	2:14.265	43.151	45.106	46.008	207.9	33:38.853
13	2:14.096	43.172	44.862	46.062	205.9	35:52.949
14	2:34.793 B	45.667	49.771	59.355	207.1	38:27.742

Lap	Time	Sector 1	Sector 2	Sector 3	T.Sp	Elapsed
26	GUARNACCIA					
DALLARA						DALLARA STRADALE
1	4:48.711	3:12.508	47.708	48.495	113.6	4:48.711
2	2:14.359	41.041	45.351	47.967	220.5	7:03.070
3	2:11.027	40.160	44.702	46.165	236.9	9:14.097
4	2:31.226 B	39.880	45.979	1:05.367	223.2	11:45.323
5	12:34.256	...	43.822	42.775	113.8	24:19.579
6	2:02.614	38.529	41.699	42.386	249.9	26:22.193
7	2:30.880 B	38.261	42.047	1:10.572	243.2	28:53.073
8	7:57.427	6:32.931	42.235	42.261	184.0	36:50.500
9	2:31.048 B	38.368	42.284	1:10.396	251.7	39:21.548

Lap	Time	Sector 1	Sector 2	Sector 3	T.Sp	Elapsed
28	DEL VECCHIO					
Clemente DEL VECCHIO						PORSCHE GT3 992
1	4:21.629	2:55.979	42.979	42.671		4:21.629
2	4:04.856	37.357	41.987	2:45.512		8:26.485
3	4:07.377	37.139	43.148	2:47.090		12:33.862
4	6:42.977 B	48.353	1:06.328	4:48.296		19:16.839
5	2:02.881	37.752	42.247	42.882		21:19.720
6	2:03.978	37.544	43.192	43.242		23:23.698
7	2:03.849	38.525	41.668	43.656		25:27.547
8	2:02.101	37.537	41.619	42.945		27:29.648
9	2:02.663	37.779	41.532	43.352		29:32.311
10	2:47.134	49.682	58.699	58.753		32:19.445
11	2:02.872	37.385	42.113	43.374		34:22.317

Lap	Time	Sector 1	Sector 2	Sector 3	T.Sp	Elapsed
34	GALLI					
Andrea GALLI						PORSCHE 992 GT3
1	4:36.627	3:11.364	43.959	41.304	122.8	4:36.627
2	1:57.914	36.578	40.659	40.677	265.8	6:34.541
3	1:59.469	37.006	40.784	41.679	267.8	8:34.010
4	2:24.228	36.451	45.223	1:02.554	272.5	10:58.238
5	2:01.660	36.546	42.151	42.963	262.6	12:59.898
6	1:57.628	36.426	40.113	41.089	269.8	14:57.526
7	1:58.441	36.451	41.224	40.766	269.8	16:55.967
8	2:00.242	36.693	42.364	41.185	255.2	18:56.209
9	1:58.043	36.620	40.724	40.699	269.1	20:54.252
10	1:58.888	36.441	40.708	41.739	257.6	22:53.140
11	1:58.033	36.599	40.722	40.712	268.4	24:51.173


Lap	Time	Sector 1	Sector 2	Sector 3	T.Sp	Elapsed
12	2:01.876	35.520	45.376	40.980	271.1	26:53.049
13	2:07.063	40.603	44.964	41.496	203.2	29:00.112
14	2:28.229 B	35.889	45.329	1:07.011	268.4	31:28.341
15	4:16.192 B	1:53.584	1:03.340	1:19.268	85.2	35:44.533

Lap	Time	Sector 1	Sector 2	Sector 3	T.Sp	Elapsed
54	GABRIELLI					
Jean-Louis GABRIELLI						LAMBORGHINI STO
1	4:39.406	3:10.153	45.655	43.598	114.3	4:39.406
2	2:02.584	37.274	42.412	42.898	251.7	6:41.990
3	2:02.917	36.874	42.192	43.851	249.4	8:44.907
4	2:02.379	37.667	41.821	42.891	193.1	10:47.286
5	2:03.461	37.820	43.225	42.416	212.3	12:50.747
6	2:15.015 B	36.878	43.539	54.598	243.8	15:05.762
7	5:30.915	4:06.907	41.744	42.264	173.7	20:36.677
8	2:00.531	36.805	40.649	43.077	260.7	22:37.208
9	2:12.750	37.106	45.251	50.393	248.2	24:49.958
10	2:27.808	45.415	50.110	52.283	168.6	27:17.766
11	2:02.352	38.005	41.965	42.382	216.6	29:20.118
12	2:00.111	35.934	41.349	42.828	255.2	31:20.229
13	1:59.224	35.714	41.495	42.015	269.1	33:19.453
14	2:13.530	36.690	44.077	52.763	221.4	35:32.983
15	2:48.738 B	50.553	53.356	1:04.829	138.7	38:21.721

Lap	Time	Sector 1	Sector 2	Sector 3	T.Sp	Elapsed
56	GIRAUDEAU					
Eric GIRAUDEAU						LAMBORGHINI STO
1	7:54.643	6:15.713	50.573	48.357	106.8	7:54.643
2	2:07.555	40.311	43.031	44.213	221.9	10:02.198
3	2:05.681	38.430	42.886	44.365	212.3	12:07.879
4	2:32.124 B	42.310	52.665	57.149	237.9	14:40.003
5	6:01.495	4:35.872	42.479	43.144	188.4	20:41.498
6	2:02.832	37.533	42.320	42.979	233.8	22:44.330
7	2:02.132	37.127	42.200	42.805	240.0	24:46.462
8	2:32.202	42.908	53.611	55.683	247.1	27:18.664
9	2:03.343	39.276	41.612	42.455	187.8	29:22.007
10	2:04.665	36.433	41.179	47.053	236.3	31:26.672
11	2:43.405 B	51.558	49.881	1:01.966	116.7	34:10.077

Lap	Time	Sector 1	Sector 2	Sector 3	T.Sp	Elapsed
57	MOIZANT					
Carl MOIZANT						NISSAN GTR
1	29:24.328	...	49.669	49.798		29:24.328
2	2:14.937	40.660	46.435	47.842		31:39.265

Lap	Time	Sector 1	Sector 2	Sector 3	T.Sp	Elapsed
60	ARDUINI					
CLIO CUP (MC MOTORTECNICA)						CLIO CUP
1	5:28.079	3:49.898	49.718	48.463	101.7	5:28.079
2	2:16.072	43.917	45.354	46.801	205.1	7:44.151
3	2:15.507	43.801	45.381	46.325	208.3	9:59.658
4	2:18.408	44.243	47.149	47.016	209.1	12:18.066
5	2:26.941 B	43.047	48.654	55.240	211.5	14:45.007
6	5:14.969	3:40.817	47.934	46.218	156.0	19:59.976
7	2:14.019	43.003	44.988	46.028	212.3	22:13.995
8	2:18.741	44.674	45.863	48.204	207.9	24:32.736
9	2:17.254	43.253	46.539	47.462	211.9	26:49.990
10	2:15.751	43.107	46.129	46.515	212.3	29:05.741
11	2:17.952	42.876	46.577	48.499	215.3	31:23.693
12	2:13.889	43.557	44.777	45.555	210.3	33:37.582
13	2:20.526 B	43.365	44.983	52.178	208.3	35:58.108



Curbstone Track Events

Monza, 23-24.09.2024

SESSION SPORT 7

Sector Analysis

— Invalidated Lap ■ Personal Best ■ Session Best ■ Crossing the pit lane

Lap	Time	Sector 1	Sector 2	Sector 3	T.Sp	Elapsed
102	MARTINELLI DALLARA					
DALLARA STRADALE						
1	4:59.888	3:16.402	49.882	53.604	121.2	4:59.888
2	2:27.742	46.171	49.067	52.504	191.1	7:27.630
3	2:24.200	43.484	47.989	52.727	217.9	9:51.830
4	2:22.476	42.983	49.476	50.017	216.6	12:14.306
5	2:28.064	44.120	52.443	51.501	204.0	14:42.370
6	2:45.654 B	46.227	48.840	1:10.587	219.6	17:28.024
7	6:33.973	5:05.962	44.203	43.808	128.7	24:01.997
8	2:04.248	38.694	42.573	42.981	243.8	26:06.245
9	2:05.626	39.073	43.219	43.334	242.1	28:11.871
10	2:13.865	38.899	46.153	48.813	244.3	30:25.736
11	2:05.190	39.287	43.197	42.706	241.6	32:30.926
12	2:05.107	39.586	42.884	42.637	240.0	34:36.033
13	3:16.843	53.139	58.484	1:25.220	163.0	37:52.876
14	3:36.655 B	1:05.888	1:06.519	1:24.248	117.7	41:29.531

Lap	Time	Sector 1	Sector 2	Sector 3	T.Sp	Elapsed
107	VAN RIET CLIO CUP (RANGONI)					
CLIO CUP						
1	8:39.946 B	6:42.358	54.797	1:02.791	124.4	8:39.946
2	4:49.089 B	3:02.510	47.274	59.305	153.3	13:29.035
3	22:48.359 B	...	46.019	52.741	154.4	36:17.394

Lap	Time	Sector 1	Sector 2	Sector 3	T.Sp	Elapsed
120	TORELLI CLIO CUP (RANGONI)					
CLIO CUP						
1	8:29.909	6:41.360	54.684	53.865	92.4	8:29.909
2	2:18.642	45.984	45.812	46.846	169.3	10:48.551
3	2:18.348	45.399	47.470	45.479	186.5	13:06.899
4	2:26.304	45.695	53.879	46.730	198.8	15:33.203
5	2:12.387	42.527	44.266	45.594	219.2	17:45.590
6	2:12.297	42.485	44.375	45.437	221.0	19:57.887
7	2:12.027	42.728	44.150	45.149	211.5	22:09.914
8	2:11.991	42.493	44.157	45.341	214.4	24:21.905
9	2:12.549	42.758	44.667	45.124	212.3	26:34.454
10	2:11.972	42.745	44.294	44.933	207.5	28:46.426
11	2:12.710	42.301	45.006	45.403	211.5	30:59.136
12	2:11.861	42.651	44.048	45.162	211.1	33:10.997
13	2:12.230	42.923	44.264	45.043	211.1	35:23.227
14	2:11.915	42.557	44.296	45.062	211.9	37:35.142
15	2:42.214 B	45.166	44.112	1:12.936	213.6	40:17.356

Lap	Time	Sector 1	Sector 2	Sector 3	T.Sp	Elapsed
121	STEFANI CLIO CUP (ESSECORSE)					
CLIO CUP						
1	10:40.751	8:56.585	52.886	51.280	131.1	10:40.751
2	2:19.091	44.255	48.284	46.552	201.0	12:59.842
3	2:15.560	43.377	45.578	46.605	202.1	15:15.402
4	2:14.476	43.143	45.235	46.098	210.3	17:29.878
5	2:14.157	43.082	44.884	46.191	209.9	19:44.035
6	2:24.393	43.368	47.680	53.345	210.3	22:08.428
7	2:28.792 B	44.183	47.568	57.041	209.5	24:37.220
8	4:30.669	2:58.495	45.310	46.864	85.5	29:07.889
9	2:16.240	42.788	44.786	48.666	213.2	31:24.129
10	2:13.435	42.859	44.659	45.917	215.7	33:37.564
11	2:14.934	43.686	44.956	46.292	195.2	35:52.498
12	2:16.506	42.542	46.370	47.594	210.3	38:09.004
13	2:36.026 B	42.681	45.012	1:08.333	214.0	40:45.030

Lap	Time	Sector 1	Sector 2	Sector 3	T.Sp	Elapsed
165	BORDACCHINI CLIO CUP (RANGONI)					
CLIO CUP						
1	8:33.153	6:43.007	54.879	55.267	133.7	8:33.153
2	3:07.874 B	48.779	1:02.985	1:16.110	179.4	11:41.027

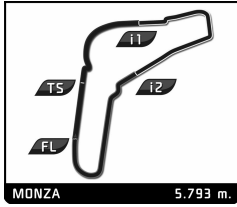

Lap	Time	Sector 1	Sector 2	Sector 3	T.Sp	Elapsed
207	CORDINI CLIO CUP (ESSECORSE)					
CLIO CUP						
1	11:23.701	9:42.225	50.247	51.229	145.5	11:23.701
2	2:20.355	44.909	47.124	48.322	186.5	13:44.056
3	2:17.419	44.105	45.974	47.340	206.7	16:01.475
4	2:17.426	44.006	46.115	47.305	205.5	18:18.901
5	2:17.219	44.088	45.941	47.190	208.3	20:36.120
6	3:01.667 B	43.752	56.638	1:21.277	209.9	23:37.787
7	5:08.139	2:57.719	1:07.403	1:03.017	96.3	28:45.926
8	2:18.068	44.308	46.126	47.634	198.4	31:03.994
9	2:15.467	43.584	45.377	46.506	198.4	33:19.461
10	2:15.764	43.637	45.562	46.565	209.5	35:35.225
11	2:15.884	43.549	45.498	46.837	209.5	37:51.109
12	3:32.909 B	47.665	1:06.933	1:38.311	207.1	41:24.018

Lap	Time	Sector 1	Sector 2	Sector 3	T.Sp	Elapsed
330	CATELLI DALLARA					
DALLARA STRADALE						
1	7:33.736	5:52.060	49.763	51.913	161.8	7:33.736
2	2:24.601	44.218	49.091	51.292	198.4	9:58.337
3	2:25.852	44.648	50.137	51.067	190.7	12:24.189
4	2:51.337 B	43.811	49.656	1:17.870	211.1	15:15.526
5	5:41.236	4:01.553	48.111	51.572	155.1	20:56.762
6	2:22.622	43.396	48.145	51.081	204.7	23:19.384
7	2:59.678 B	43.623	47.850	1:28.205	213.6	26:19.062
8	5:09.745	3:26.754	48.499	54.492	151.8	31:28.807
9	2:23.267	43.894	48.169	51.204	199.1	33:52.074
10	2:24.572	43.686	50.148	50.738	194.1	36:16.646
11	2:57.617 B	43.083	47.530	1:27.004	219.6	39:14.263

Lap	Time	Sector 1	Sector 2	Sector 3	T.Sp	Elapsed
484	FILIPPI DALLARA					
DALLARA STRADALE						
1	6:50.771	5:20.676	44.272	45.823	169.6	6:50.771
2	2:06.860	39.602	42.875	44.383	234.8	8:57.631
3	2:07.750	39.893	43.660	44.197	215.3	11:05.381
4	2:10.918	39.212	46.656	45.050	243.2	13:16.299
5	2:10.822	39.266	44.658	46.898	244.3	15:27.121
6	2:13.208	42.888	44.090	46.230	201.7	17:40.329
7	2:10.215	39.680	44.608	45.927	233.3	19:50.544
8	2:10.327	40.232	44.399	45.696	231.3	22:00.871
9	2:08.710	39.368	43.770	45.572	233.8	24:09.581
10	2:07.823	39.503	44.004	44.316	213.2	26:17.404
11	2:17.554	39.201	44.245	54.108	241.1	28:34.958
12	2:17.578	43.116	48.130	46.332	178.5	30:52.536
13	3:10.489 B	58.938	1:03.173	1:08.378	221.4	34:03.025

Lap	Time	Sector 1	Sector 2	Sector 3	T.Sp	Elapsed
503	GALLIA CLIO CUP (MC MOTORTECNICA)					
CLIO CUP						
1	5:42.944	3:54.797	53.783	54.364	107.6	5:42.944
2	2:27.239	45.932	49.600	51.707	175.6	8:10.183
3	2:26.447	46.437	49.864	50.146	193.5	10:36.630
4	2:25.005	45.626	48.729	50.650	188.7	13:01.635





Curbstone Track Events

Monza, 23-24.09.2024

SESSION SPORT 7

Sector Analysis

— Invalidated Lap ■ Personal Best ■ Session Best B Crossing the pit lane

Lap	Time	Sector 1	Sector 2	Sector 3	T.Spd	Elapsed	Lap	Time	Sector 1	Sector 2	Sector 3	T.Spd	Elapsed
5	2:23.290	45.105	48.272	49.913	185.8	15:24.925							
6	2:25.841	46.132	49.653	50.056	189.1	17:50.766							
7	2:21.223	44.031	47.832	49.360	206.3	20:11.989							
8	2:32.679B	44.459	48.966	59.254	196.6	22:44.668							
9	4:03.452	2:28.118	46.895	48.439	162.5	26:48.120							
10	2:18.299	43.908	47.137	47.254	209.5	29:06.419							
11	2:18.549	42.738	46.649	49.162	215.7	31:24.968							
12	2:14.865	43.230	45.364	46.271	205.1	33:39.833							
13	2:14.111	42.969	45.249	45.893	213.2	35:53.944							
14	2:14.753	42.978	45.491	46.284	214.0	38:08.697							
15	2:38.851B	43.388	46.037	1:09.426	205.9	40:47.548							

510 RADICI
DALLARA DALLARA STRADALE

1	13:08.066	...	46.083	44.726	158.9	13:08.066
2	2:14.698	41.038	46.839	46.821	197.7	15:22.764
3	2:11.917	41.060	45.702	45.155	238.9	17:34.681
4	2:07.947	39.803	44.220	43.924	223.2	19:42.628
5	2:15.439	41.920	47.301	46.218	205.9	21:58.067
6	2:09.880	40.041	44.914	44.925	238.9	24:07.947
7	2:12.121	39.781	47.253	45.087	230.3	26:20.068
8	2:10.668	40.442	44.086	46.140	221.0	28:30.736
9	2:32.344B	40.158	45.622	1:06.564	230.8	31:03.080

530 MORRI
DALLARA DALLARA STRADALE

1	13:52.996	...	48.902	50.659	157.6	13:52.996
2	2:18.633	42.208	47.161	49.264	201.0	16:11.629
3	2:58.948B	41.461	57.970	1:19.517	239.5	19:10.577
4	5:21.679	3:49.413	45.237	47.029	105.2	24:32.256
5	2:13.709	40.793	46.312	46.604	227.9	26:45.965
6	2:13.909	40.766	46.073	47.070	209.1	28:59.874
7	2:37.490B	41.840	47.031	1:08.619	226.5	31:37.364

553 CALABRIA
Remy CALABRIA ALPINE A110R

1	5:48.820	4:04.925	51.849	52.046		5:48.820
2	2:25.094	45.737	49.086	50.271	164.7	8:13.914
3	2:24.870	44.121	50.525	50.224	187.4	10:38.784
4	2:25.883	44.457	51.355	50.071	167.8	13:04.667
5	2:21.481	43.099	48.305	50.077	185.8	15:26.148
6	2:22.594	44.115	47.211	51.268		17:48.742
7	2:56.338B	53.901	57.273	1:05.164	141.7	20:45.080
8	9:44.728	8:04.002	50.138	50.588		30:29.808
9	2:21.120	44.145	47.976	48.999	202.1	32:50.928
10	2:20.524	42.935	48.623	48.966	187.8	35:11.452
11	2:19.208	42.751	47.622	48.835	210.3	37:30.660