

Curbstone Track Events

Monza, 23-24.09.2024

SESSION RACE 9

Sector Analysis

— Invalidated Lap

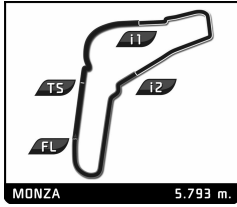

■ Personal Best

■ Session Best

■ Crossing the pit lane

Lap	Time	Sector 1	Sector 2	Sector 3	T.Sp	Elapsed	Lap	Time	Sector 1	Sector 2	Sector 3	T.Sp	Elapsed
3 ASR3 AUTO SPORT RACING LAMBORGHINI SUPER TROFEO EVO2							3	1:46.149	33.732	36.145	36.272	276.6	9:15.218
1	19:57.338	...	44.885	42.785	172.3	19:57.338	4	1:46.286	33.453	36.360	36.473	280.9	11:01.504
2	1:57.560	35.850	40.811	40.899	263.2	21:54.898	5	1:50.852	33.423	36.012	41.417	278.8	12:52.356
3	3:00.500	35.544	1:10.930	1:14.026	263.9	24:55.398	6	3:46.875	2:19.712	36.225	50.938	215.3	16:39.231
4	9:45.876	8:19.836	44.443	41.597	178.2	34:41.274	7	1:45.831	33.562	35.973	36.296	276.6	18:25.062
5	1:57.052	35.799	40.479	40.774	262.6	36:38.326	8	1:45.748	33.674	35.835	36.239	278.1	20:10.810
6	1:58.555	36.067	40.820	41.668	253.4	38:36.881	9	1:50.473	33.416	36.747	40.310	277.3	22:01.283
7	2:24.786	35.333	40.749	1:08.704	272.5	41:01.667	10	1:58.347	33.459	36.057	48.831	278.8	23:59.630
							11	11:24.893	...	37.196	36.925	213.6	35:24.523
							12	1:46.387	33.675	36.308	36.404	276.6	37:10.910
							13	1:47.937	34.120	37.162	36.655	277.3	38:58.847
							14	2:18.412	33.578	43.911	1:00.923	279.5	41:17.259
011 OMBRA 11 OMBRA RACING PORSCHE 992 GT3 CUP													
1	7:17.509	5:51.844	43.836	41.829	138.9	7:17.509							
2	1:59.770	37.707	40.423	41.640	218.8	9:17.279							
3	1:51.023	35.272	37.642	38.109	237.4	11:08.302							
4	1:51.822	34.799	37.750	39.273	263.2	13:00.124							
5	1:52.034	35.131	38.515	38.388	254.0	14:52.158							
6	1:50.379	34.710	37.767	37.902	269.1	16:42.537							
7	1:50.746	34.651	38.030	38.065	270.4	18:33.283							
8	1:58.038	34.813	37.587	45.638	268.4	20:31.321							
9	13:59.422	...	38.985	38.428	203.6	34:30.743							
10	1:51.276	34.822	37.549	38.905	257.6	36:22.019							
11	1:50.157	34.786	37.478	37.893	263.9	38:12.176							
12	1:49.740	34.636	37.404	37.700	267.8	40:01.916							
11 ROSSOCORSA 11 ROSSOCORSA FERRARI 488 CHALLENGE													
1	7:29.412	5:51.453	49.174	48.785	113.6	7:29.412							
2	1:58.390	37.277	40.497	40.616	210.3	9:27.802							
3	1:56.800	35.433	41.118	40.249	269.8	11:24.602							
4	1:57.571	34.927	42.153	40.491	276.6	13:22.173							
5	1:55.145	35.123	39.732	40.290	276.6	15:17.318							
6	2:15.796	36.473	41.874	57.449	250.5	17:33.114							
7	3:52.425	2:32.439	40.109	39.877	185.8	21:25.539							
8	1:52.382	34.400	39.218	38.764	278.8	23:17.921							
9	3:16.790	1:08.969	55.511	1:12.310	280.9	26:34.711							
13 ESTEVE SRO RACE CENTRE MERCEDES AMG GT2 PRO													
1	6:23.634	4:54.546	43.717	45.371	170.9	6:23.634							
2	2:02.414	37.517	41.658	43.239	229.4	8:26.048							
3	1:59.562	36.432	40.828	42.302	242.1	10:25.610							
4	2:07.192	36.223	40.361	50.608	228.4	12:32.802							
5	3:56.030	2:29.384	41.085	45.561	145.7	16:28.832							
6	1:58.543	35.994	40.656	41.893	267.1	18:27.375							
7	1:56.636	35.630	40.083	40.923	241.6	20:24.011							
8	1:57.412	36.151	40.240	41.021	217.9	22:21.423							
9	2:23.960	35.382	40.071	1:08.507	235.3	24:45.383							
10	11:46.904	...	41.522	42.567	115.8	36:32.287							
11	2:00.134	34.991	43.752	41.391	241.6	38:32.421							
12	2:11.835	35.108	39.509	57.218	240.5	40:44.256							
019 VSR 19 VSR - VINCENZO SOSPIRI RACING LAMBORGHINI HURACAN GT3													
1	5:42.592	4:27.352	38.292	36.948	176.8	5:42.592							
2	1:46.477	33.865	36.118	36.494	275.9	7:29.069							
19 SPS AUTOMOTIVE SPS AUTOMOTIVE MERCEDES AMG GT3													
1	6:10.899	4:50.036	40.031	40.832	203.6	6:10.899							
2	1:57.172	35.606	38.011	43.555	238.4	8:08.071							
3	1:48.820	34.707	37.017	37.096	268.4	9:56.891							
4	1:58.809	34.889	37.536	46.384	259.5	11:55.700							
5	6:08.527	4:37.534	44.866	46.127	169.9	18:04.227							
6	2:05.654	36.964	42.957	45.733	251.1	20:09.881							
7	2:01.927	38.627	41.147	42.153	209.5	22:11.808							
8	2:29.561	36.448	43.071	1:10.042	258.2	24:41.369							
9	10:21.987	8:55.622	42.752	43.613	188.4	35:03.356							
10	2:02.555	37.910	40.833	43.812	192.4	37:05.911							
11	1:59.939	36.645	41.711	41.583	243.2	39:05.850							
12	2:30.583	36.186	51.041	1:03.356	259.5	41:36.433							
22 ALLSPORTS 22 ALLSPORTS FERRARI 488 CHALLENGE													
1	11:31.922	...	41.703	41.575	183.0	11:31.922							
2	2:03.189	35.768	47.204	40.217	214.4	13:35.111							
3	1:57.227	36.954	40.185	40.088	240.0	15:32.338							
4	1:57.662	35.660	39.968	42.034	262.0	17:30.000							
5	1:54.714	34.933	39.571	40.210	257.6	19:24.714							
6	1:54.220	34.876	39.331	40.013	272.5	21:18.934							
7	2:05.308	34.925	39.679	50.704	270.4	23:24.242							
8	11:45.007	...	42.607	39.679	195.9	35:09.249							
9	1:54.946	35.001	38.917	41.028	255.8	37:04.195							
10	1:56.615	35.225	40.347	41.043	216.6	39:00.810							
11	2:21.001	35.360	45.019	1:00.622	217.9	41:21.811							
25 IRON LYNX 25 IRON LYNX LAMBORGHINI SUPER TROFEO EVO													
1	6:08.162	4:43.414	42.823	41.925	161.5	6:08.162							
2	2:02.983	39.796	41.192	41.995	197.3	8:11.145							
3	1:56.918	35.925	40.005	40.988	274.5	10:08.063							
4	1:54.953	35.974	39.387	39.592	260.7	12:03.016							
5	1:54.727	35.369	39.273	40.085	273.9	13:57.743							
6	1:54.975	35.295	39.384	40.296	275.2	15:52.718							
7	2:12.346	35.505	40.368	56.473	273.9	18:05.064							
8	16:48.416	...	40.755	42.735	194.5	34:53.480							
9	1:56.198	35.532	39.585	41.081	267.1	36:49.678							
10	1:54.748	35.340	39.695	39.713	275.2	38:44.426							
11	2:22.525	35.280	39.410	1:07.835	271.1	41:06.951							





Curbstone Track Events

Monza, 23-24.09.2024

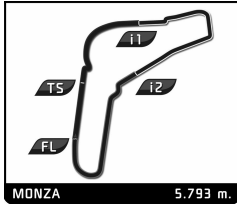

SESSION RACE 9

Sector Analysis

Invalidated Lap Personal Best Session Best Crossing the pit lane

Lap	Time	Sector 1	Sector 2	Sector 3	T.Sp	Elapsed	Lap	Time	Sector 1	Sector 2	Sector 3	T.Sp	Elapsed	
027	ALLSPORTS 27							1	6:15.623	4:46.217	44.852	44.554	148.7	6:15.623
	ALLSPORTS						FERRARI 488 CHALLENGE	2	1:56.056	35.803	39.859	40.394	265.8	8:11.679
	1 7:44.029						6:03.752	49.978	50.299	112.7	7:44.029			
	2 2:07.931						42.307	45.196	40.428	233.8	9:51.960			
	3 1:55.130						35.583	39.812	39.735	260.7	11:47.090			
	4 1:53.155						34.795	38.970	39.390	274.5	13:40.245			
	5 1:53.743						35.148	39.431	39.164	270.4	15:33.988			
	6 1:54.950						35.045	39.492	40.413	243.8	17:28.938			
	7 1:52.428						34.742	38.857	38.829	267.1	19:21.366			
	8 2:01.801						34.678	47.396	39.727	275.2	21:23.167			
	9 1:52.569						34.470	38.912	39.187	275.9	23:15.736			
	10 2:42.843B						39.330	56.301	1:07.212	277.3	25:58.579			
32	HC RACING							1	5:59.002	4:30.729	42.316	45.957	169.9	5:59.002
	HUGE COMPETITION						LAMBORGHINI SUPER TROFEO EVO 2	2	1:54.108	35.581	39.180	39.347	222.8	7:53.110
	1 5:57.465						4:27.177	43.561	46.727	154.9	5:57.465			
	2 2:03.286						44.491	39.491	39.304	209.9	8:00.751			
	3 1:55.820						35.302	38.486	42.032	278.1	9:56.571			
	4 1:53.657						34.985	39.508	39.164	279.5	11:50.228			
	5 2:00.053B						34.919	38.469	46.665	280.2	13:50.281			
	6 4:47.791						3:26.619	42.259	38.913	209.9	18:38.072			
	7 1:52.114						35.606	38.385	38.123	278.8	20:30.186			
	8 2:15.959						34.505	1:01.144	40.310	278.1	22:46.145			
	9 2:25.750B						34.927	43.459	1:07.364	275.9	25:11.895			
	10 9:37.950						8:12.623	41.300	44.027	202.5	34:49.845			
	11 1:52.576						35.361	38.416	38.799	277.3	36:42.421			
	12 1:52.973						34.682	38.871	39.420	280.2	38:35.394			
	13 2:11.591B						34.820	38.486	58.285	279.5	40:46.985			
033	OMBRA 33							1	7:03.802	5:46.745	39.114	37.943	125.7	7:03.802
	OMBRA RACING						PORSCHE 992 GT3 CUP	2	1:49.428	34.337	37.775	37.316	271.8	8:53.230
	1 7:13.314						5:41.307	47.065	44.942	145.7	7:13.314			
	2 2:05.730						37.562	40.241	47.927	211.1	9:19.044			
	3 1:58.153						36.629	40.593	40.931	214.4	11:17.197			
	4 1:56.034						35.914	39.901	40.219	257.0	13:13.231			
	5 1:54.835						36.812	38.160	39.863	263.9	15:08.066			
	6 1:56.818						38.588	38.239	39.991	273.9	17:04.884			
	7 2:05.519B						37.289	38.869	49.361	232.8	19:10.403			
	8 13:08.708B						2:55.675	39.970	9:33.063	147.9	32:19.111			
35	MALUCELLI RACING							1	5:50.267	4:25.435	43.547	41.285	134.1	5:50.267
	MALUCELLI RACING						PORSCHE 992 CUP	2	1:58.022	37.307	40.468	40.247	241.1	7:48.289
	1 5:50.267						4:25.435	43.547	41.285	134.1	5:50.267			
	2 1:58.022						37.307	40.468	40.247	241.1	7:48.289			
	3 1:54.068						35.429	38.955	39.684	251.7	9:42.357			
	4 1:54.553						35.176	38.494	40.883	257.6	11:36.910			
	5 1:53.039						35.412	38.585	39.042	247.7	13:29.949			
	6 1:54.270						35.307	38.986	39.977	251.7	15:24.219			
	7 1:52.085						34.934	38.563	38.588	252.8	17:16.304			
	8 2:03.525B						35.906	39.034	48.585	245.4	19:19.829			
	9 6:02.632B						4:14.457	39.703	1:08.472	192.4	25:22.461			
	10 9:28.928						8:02.398	42.475	44.055	184.9	34:51.389			
	11 2:17.626B						35.307	38.325	1:03.994	243.2	37:09.015			
36	MM SUPERTROFEO EVO2							1	8:52.624	7:36.628	38.729	37.267	209.1	8:52.624
	MM MOTORSPORT						LAMBORGHINI HURACAN SUPERTROFEO EVO2	2	1:47.236	34.347	36.340	36.549	271.8	10:39.860
	1 8:52.624						7:36.628	38.729	37.267	209.1	8:52.624			
	2 1:47.236						34.347	36.340	36.549	271.8	10:39.860			
	3 1:46.728						34.057	36.325	36.346	274.5	12:26.588			
	4 1:55.125						33.930	36.674	44.521	273.9	14:21.713			
	5 1:48.265						34.921	36.417	36.927	274.5	16:09.978			
	6 1:49.905						34.077	36.335	39.493	275.2	17:59.883			
	7 1:55.159B						34.012	37.770	43.377	277.3	19:55.042			
	8 6:07.507B						4:17.427	41.970	1:08.110	170.9	26:02.549			
	9 9:00.458						7:42.897	39.018	38.543	197.0	35:03.007			
39	AMG TS							1	5:59.002	4:30.729	42.316	45.957	169.9	5:59.002
	MERCEDES-AMG						MERCEDES-AMG TRACK SERIES	2	1:54.108	35.581	39.180	39.347	222.8	7:53.110
	1 5:59.002						4:30.729	42.316	45.957	169.9	5:59.002			
	2 1:54.108						35.581	39.180	39.347	222.8	7:53.110			
	3 1:51.707						33.894	39.106	38.707	273.2	9:44.817			
	4 1:50.955						33.965	38.553	38.437	249.9	11:35.772			
	5 1:50.447						33.683	38.210	38.554	289.1	13:26.219			
	6 1:50.349						33.261	37.995	39.093	284.6	15:16.568			
	7 1:48.468						33.089	37.456	37.923	284.6	17:05.036			
	8 1:51.195						34.877	37.995	38.323	224.6	18:56.231			
	9 2:11.561B						34.309	44.891	52.361	287.6	21:07.792			
	10 13:18.880						...	41.094	41.116	214.9	34:26.672			
	11 1:58.183						35.344	42.079	40.760	252.8	36:24.855			
	12 1:53.771						34.556	39.134	40.081	237.4	38:18.626			
	13 2:10.490B						34.512	38.501	57.477	257.6	40:29.116			
55	NOVA RACE 55							1	7:03.802	5:46.745	39.114	37.943	125.7	7:03.802
	NOVA RACE EVENTS						HONDA NSX GT3	2	1:49.428	34.337	37.775	37.316	271.8	8:53.230
	1 7:03.802						5:46.745	39.114	37.943	125.7	7:03.802			
	2 1:49.428						34.337	37.775	37.316	271.8	8:53.230			
	3 1:47.574						34.155	36.639	36.780	274.5	10:40.804			
	4 1:47.762						34.152	36.524	37.086	275.9	12:28.566			
	5 1:47.952						34.192	36.608	37.152	272.5	14:16.518			
	6 1:47.955						34.409	36.657	36.889	273.2	16:04.473			
	7 1:48.757						34.073	36.964	37.720	275.2	17:53.230			
	8 1:48.223						34.741	36.693	36.789	273.2	19:41.453			
	9 1:47.295						34.229	36.509	36.557	273.9	21:28.748			
	10 1:58.418B						34.037	36.571	47.810	275.2	23:27.166			
	11 12:39.408						...	37.483	38.937	214.9	36:06.574			
	12 1:47.035						33.915	36.568	36.552	277.3	37:53.609			
	13 1:46.670						33.828	36.411	36.431	279.5	39:40.279			
	14 2:15.824B						35.670	45.238	54.916	279.5	41:56.103			
63	IRON LYNX 63							1	8:52.624	7:36.628	38.729	37.267	209.1	8:52.624
	IRON LYNX						LAMBORGHINI GT3 EVO	2	1:47.236	34.347	36.340	36.549	271.8	10:39.860
	1 8:52.624						7:36.628	38.729	37.267	209.1	8:52.624			
	2 1:47.236						34.347	36.340	36.549	271.8	10:39.860			
	3 1:46.728						34.057	36.325	36.346	274.5	12:26.588			
	4 1:55.125						33.930	36.674	44.521	273.9	14:21.713			
	5 1:48.265						34.921	36.417	36.927	274.5	16:09.978			
	6 1:49.905						34.077	36.335	39.493	275.2	17:59.883			
	7 1:55.159B						34.012	37.770	43.377	277.3	19:55.042			
	8 6:07.507B						4:17.427	41.970	1:08.110	170.9	26:02.549			
	9 9:00.458						7:42.897	39.018	38.543	197.0	35:03.007			





Curbstone Track Events

Monza, 23-24.09.2024

SESSION RACE 9

Sector Analysis

— Invalidated Lap

■ Personal Best

■ Session Best

B Crossing the pit lane

Lap	Time	Sector 1	Sector 2	Sector 3	T.Sp	Elapsed
10	1:48.798	34.776	36.660	37.362	274.5	36:51.805
11	1:48.830	34.549	37.475	36.806	273.2	38:40.635
12	2:23.197B	33.993	38.830	1:10.374	276.6	41:03.832

Lap	Time	Sector 1	Sector 2	Sector 3	T.Sp	Elapsed
10	1:56.300B	34.266	37.603	44.431	274.5	23:34.979
11	12:06.382	...	39.127	38.599	205.5	35:41.361
12	1:50.386	34.621	37.817	37.948	272.5	37:31.747
13	1:49.178	34.486	37.236	37.456	273.9	39:20.925
14	2:18.085B	34.359	40.242	1:03.484	275.2	41:39.010

66 VSR 66
VSR - VINCENZO SOSPIRI RACING LAMBORGHINI HURACAN GT3

1	5:39.146	4:22.838	38.775	37.533	132.9	5:39.146
2	1:47.892	34.042	36.945	36.905	273.9	7:27.038
3	1:47.362	33.954	36.606	36.802	278.1	9:14.400
4	1:46.567	33.800	36.186	36.581	278.1	11:00.967
5	1:48.729	35.330	36.680	36.719	212.8	12:49.696
6	1:48.824	33.931	36.480	38.413	278.1	14:38.520
7	1:53.845B	33.800	36.627	43.418	278.1	16:32.365
8	3:28.239	2:13.335	37.643	37.261	215.3	20:00.604
9	1:47.847	33.943	37.359	36.545	278.1	21:48.451
10	1:47.182	33.889	36.371	36.922	274.5	23:35.633
11	3:00.534B	53.000	58.382	1:09.152	130.4	26:36.167
12	9:27.806	8:13.085	37.501	37.220	212.8	36:03.973
13	1:47.945	33.978	37.268	36.699	275.2	37:51.918
14	1:46.920	33.959	36.471	36.490	276.6	39:38.838
15	2:16.239B	36.338	45.448	54.453	276.6	41:55.077

82 MM TCR
MM MOTORSPORT HONDA CIVIC TCR

1	6:16.280	4:38.918	48.698	48.664	171.8	6:16.280
2	1:58.319	37.429	40.179	40.711	245.4	8:14.599
3	1:57.206	36.969	39.707	40.530	257.0	10:11.805
4	1:56.753	36.928	39.532	40.293	257.6	12:08.558
5	1:56.805	37.182	39.500	40.123	257.6	14:05.363
6	1:56.181	36.932	39.296	39.953	257.0	16:01.544
7	1:56.432	36.876	39.523	40.033	257.0	17:57.976
8	2:00.070	36.946	40.716	42.408	258.2	19:58.046
9	1:59.480	36.909	40.244	42.327	257.6	21:57.526
10	2:06.701B	36.933	39.684	50.084	257.0	24:04.227
11	10:50.194	9:22.752	41.579	45.863	194.8	34:54.421
12	1:56.006	36.685	39.321	40.000	260.1	36:50.427
13	1:56.227	36.762	39.618	39.847	257.6	38:46.654
14	2:21.867B	36.848	39.510	1:05.509	260.1	41:08.521

70 ROSSOCORSA 70
ROSSOCORSA FERRARI 488 CHALLENGE

1	6:58.908	5:26.972	47.567	44.369	157.1	6:58.908
2	2:04.377	37.026	43.222	44.129	275.2	9:03.285
3	2:00.753	35.688	41.209	43.856	266.5	11:04.038
4	1:55.799	35.472	40.023	40.304	275.9	12:59.837
5	1:56.076	35.084	40.456	40.536	271.8	14:55.913
6	1:55.299	34.622	40.223	40.454	277.3	16:51.212
7	1:54.658	34.997	39.815	39.846	276.6	18:45.870
8	1:54.150	34.648	39.444	40.058	278.1	20:40.020
9	2:19.419B	35.247	45.832	58.340	276.6	22:59.439

95 VSR 95
VSR - VINCENZO SOSPIRI RACING LAMBORGHINI SUPER TROFEO

1	6:04.859	4:34.174	46.824	43.861	158.3	6:04.859
2	2:10.899	43.529	43.828	43.542	185.2	8:15.758
3	1:56.963	36.405	39.977	40.581	246.5	10:12.721
4	2:08.795	42.138	43.213	43.444	215.3	12:21.516
5	1:52.351	35.066	38.487	38.798	271.8	14:13.867
6	2:07.846B	37.977	39.664	50.205	198.8	16:21.713
7	8:45.157B	6:51.451	44.723	1:08.983	207.1	25:06.870
8	9:28.481	8:08.398	40.101	39.982	199.5	34:35.351
9	1:53.145	35.111	38.738	39.296	259.5	36:28.496
10	1:51.654	34.641	38.408	38.605	279.5	38:20.150
11	1:58.573B	34.796	38.082	45.695	280.9	40:18.723

74 ROSSOCORSA 74
ROSSOCORSA FERRARI 296 GT3

1	5:54.981	4:36.231	39.348	39.402	174.8	5:54.981
2	1:48.816	34.644	37.368	36.804	275.9	7:43.797
3	1:46.848	34.025	36.560	36.263	275.9	9:30.645
4	1:52.804B	34.002	36.947	41.855	278.1	11:23.449
5	3:54.121	2:39.554	37.971	36.596	201.3	15:17.570
6	1:47.777	33.690	36.484	37.603	282.4	17:05.347
7	1:46.625	34.238	36.248	36.139	278.8	18:51.972
8	1:46.383	33.903	35.892	36.588	278.1	20:38.355
9	1:54.709B	33.813	36.165	44.731	277.3	22:33.064

180 BEST LAP
BEST LAP FERRARI 488 CHALLENGE

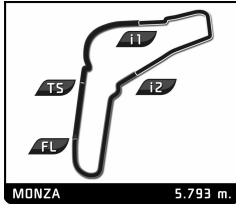
1	10:37.231	9:11.516	42.418	43.297	167.5	10:37.231
2	2:00.667	39.151	40.804	40.712	248.2	12:37.898
3	2:02.138B	34.765	38.971	48.402	270.4	14:40.036
4	4:34.219	3:15.008	39.066	40.145	150.6	19:14.255
5	1:51.817	34.507	38.216	39.094	275.2	21:06.072
6	1:51.016	34.077	37.982	38.957	282.4	22:57.088
7	2:21.894B	34.200	41.179	1:06.515	278.1	25:18.982
8	9:42.932	8:16.539	43.050	43.343	190.7	35:01.914
9	2:00.154	36.676	40.581	42.897	243.8	37:02.068
10	2:02.101	35.887	44.705	41.509	263.2	39:04.169
11	2:26.986B	35.276	47.568	1:04.142	271.1	41:31.155

77 NOVA RACE 77
NOVA RACE EVENTS HONDA NSX GT3

1	7:05.994	5:47.375	39.641	38.978	120.8	7:05.994
2	1:50.756	35.135	37.797	37.824	274.5	8:56.750
3	1:48.827	34.326	37.202	37.299	275.2	10:45.577
4	1:48.406	34.246	37.080	37.080	274.5	12:33.983
5	1:48.384	34.273	37.097	37.014	275.2	14:22.367
6	1:48.671	34.562	37.044	37.065	278.8	16:11.038
7	1:49.415	34.193	36.943	38.279	276.6	18:00.453
8	1:50.328	34.276	38.983	37.069	277.3	19:50.781
9	1:47.898	34.132	36.976	36.790	275.2	21:38.679

222 AMG GT2
MERCEDES-AMG MERCEDES AMG GT2 (TESTF1RST)

1	35:04.142	...	41.770	41.965	171.2	35:04.142
2	1:58.388	35.341	40.363	42.684	211.5	37:02.530
3	1:56.987	36.161	40.121	40.705	201.3	38:59.517
4	2:27.352B	36.891	46.349	1:04.112	195.5	41:26.869



Curbstone Track Events

Monza, 23-24.09.2024

SESSION RACE 9

Sector Analysis

— Invalidated Lap ■ Personal Best ■ Session Best B Crossing the pit lane

Lap	Time	Sector 1	Sector 2	Sector 3	T.Spd	Elapsed	Lap	Time	Sector 1	Sector 2	Sector 3	T.Spd	Elapsed	
229	PINETTI							7	1:51.596	34.810	38.430	38.356	264.5	17:13.140
	PINETTI MOTORSPORT							8	1:51.988	35.078	38.472	38.438	254.6	19:05.128
	FERRARI 488 CHALLENGE							9	2:04.772 B	34.699	40.357	49.716	270.4	21:09.900
1	6:19.393	4:30.663	52.538	56.192	140.5	6:19.393	10	13:28.230	...	40.803	39.576	194.5	34:38.130	
2	2:00.759	38.212	41.079	41.468	238.9	8:20.152	11	1:52.954	34.944	38.238	39.772	255.2	36:31.084	
3	1:56.753	36.235	40.220	40.298	266.5	10:16.905	12	1:50.942	34.937	37.868	38.137	261.3	38:22.026	
4	1:56.255	35.763	39.872	40.620	273.2	12:13.160	13	2:02.961 B	34.590	38.046	50.325	272.5	40:24.987	
5	1:56.061	36.039	39.778	40.244	270.4	14:09.221								
6	2:16.568 B	35.171	44.532	56.865	270.4	16:25.789								
7	6:06.425	4:31.192	48.469	46.764	138.5	22:32.214								
8	2:30.778 B	35.533	46.080	1:09.165	275.2	25:02.992								
9	10:24.819 B	8:41.308	47.068	56.443	188.7	35:27.811								

Lap	Time	Sector 1	Sector 2	Sector 3	T.Spd	Elapsed
333	ASR33					
	AUTO SPORT RACING	LAMBORGHINI SUPER TROFEO EVO2				
1	5:25.871	4:08.844	39.231	37.796	201.7	5:25.871
2	1:59.413	34.272	39.409	45.732	271.8	7:25.284
3	1:46.759	33.870	36.144	36.745	274.5	9:12.043
4	1:48.024	33.640	35.874	38.510	275.2	11:00.067
5	1:45.914	33.657	35.924	36.333	276.6	12:45.981
6	1:54.953 B	33.652	36.082	45.219	275.9	14:40.934
7	4:21.626	3:03.180	39.282	39.164	214.9	19:02.560
8	1:50.368	34.661	37.477	38.230	274.5	20:52.928
9	1:51.951	34.295	37.786	39.870	273.2	22:44.879
10	2:24.438 B	34.261	44.312	1:05.865	272.5	25:09.317
11	9:19.178	8:02.122	38.186	38.870	204.0	34:28.495
12	1:51.893	34.894	38.765	38.234	272.5	36:20.388
13	1:49.321	34.429	36.938	37.954	274.5	38:09.709
14	1:49.015	34.215	37.097	37.703	275.9	39:58.724
15	2:29.795 B	43.109	46.531	1:00.155	191.4	42:28.519

Lap	Time	Sector 1	Sector 2	Sector 3	T.Spd	Elapsed
551	EBI MOTORS 51					
	EBIMOTORS	PORSCHE 992 GT3 CUP				
1	5:55.479	4:27.545	44.469	43.465	147.1	5:55.479
2	1:56.862	36.782	39.834	40.246	202.8	7:52.341
3	1:57.953	37.858	40.477	39.618	189.4	9:50.294
4	1:53.177	35.227	38.988	38.962	255.8	11:43.471
5	1:52.153	35.141	38.348	38.664	254.0	13:35.624
6	1:52.539	35.478	38.482	38.579	233.8	15:28.163
7	1:51.123	34.831	38.094	38.198	262.6	17:19.286
8	1:52.399	35.008	38.069	39.322	262.6	19:11.685
9	1:51.285	34.800	38.082	38.403	267.1	21:02.970
10	1:51.451	34.938	38.021	38.492	267.1	22:54.421
11	2:20.068 B	34.574	41.243	1:04.251	273.2	25:14.489
12	9:19.618	7:59.664	39.629	40.325	186.2	34:34.107
13	1:58.577	35.553	42.604	40.420	234.3	36:32.684
14	1:53.441	35.583	39.005	38.853	223.2	38:26.125
15	2:09.900 B	35.151	38.193	56.556	268.4	40:36.025

Lap	Time	Sector 1	Sector 2	Sector 3	T.Spd	Elapsed
552	EBI MOTORS 52					
	EBIMOTORS	PORSCHE 991 GT3 CUP				
1	5:51.355	4:21.848	44.415	45.092	137.4	5:51.355
2	1:58.066	38.592	39.762	39.712	198.4	7:49.421
3	1:53.657	35.405	38.966	39.286	239.5	9:43.078
4	1:52.210	35.172	38.336	38.702	248.2	11:35.288
5	1:52.186	35.196	38.396	38.594	247.7	13:27.474
6	1:54.070	34.954	40.552	38.564	254.6	15:21.544

