

# Curbstone Track Events

## Monza, 23-24.09.2024

### SESSION RACE 10

## Sector Analysis

— Invalidated Lap

■ Personal Best

■ Session Best

■ Crossing the pit lane

Lap	Time	Sector 1	Sector 2	Sector 3	T.Sp	Elapsed
<b>3</b>	<b>ASR3</b>					
AUTO SPORT RACING LAMBORGHINI SUPER TROFEO EVO2						
1	5:54.602	4:37.275	39.264	38.063	214.4	5:54.602
2	1:48.995	33.791	38.122	37.082	286.1	7:43.597
3	<b>1:46.496</b>	33.494	<b>36.412</b>	<b>36.590</b>	286.9	9:30.093
4	1:48.405	<b>33.240</b>	37.208	37.957	286.9	11:18.498
5	2:01.146B	33.553	40.106	47.487	286.1	13:19.644
6	6:34.875	5:08.148	44.916	41.811	197.7	19:54.519
7	1:58.539	36.210	41.331	40.998	263.9	21:53.058
8	1:58.486	36.761	41.240	40.485	267.8	23:51.544
9	1:56.118	35.378	40.381	40.359	268.4	25:47.662
10	2:03.612	40.427	42.414	40.771	181.8	27:51.274
11	2:38.148B	35.433	49.093	1:13.622	268.4	30:29.422

Lap	Time	Sector 1	Sector 2	Sector 3	T.Sp	Elapsed
<b>011</b>	<b>OMBRA 11</b>					
OMBRA RACING PORSCHE 992 GT3 CUP						
1	7:03.067	5:32.065	47.171	43.831	135.6	7:03.067
2	1:56.863	36.829	40.739	39.295	217.9	8:59.930
3	1:51.275	35.261	37.852	38.162	236.9	10:51.205
4	1:50.239	34.895	<b>37.469</b>	<b>37.875</b>	265.8	12:41.444
5	1:50.322	34.732	37.665	37.925	272.5	14:31.766
6	<b>1:50.074</b>	<b>34.616</b>	37.540	37.918	272.5	16:21.840
7	1:52.891	34.659	37.763	40.469	275.2	18:14.731
8	1:57.221B	34.680	37.636	44.905	273.2	20:11.952
9	5:36.688	4:16.025	39.628	41.035	209.9	25:48.640
10	1:50.556	34.932	37.728	37.896	237.4	27:39.196
11	2:20.805B	34.694	43.151	1:02.960	270.4	30:00.001

Lap	Time	Sector 1	Sector 2	Sector 3	T.Sp	Elapsed
<b>11</b>	<b>ROSSOCORSA 11</b>					
ROSSOCORSA FERRARI 488 CHALLENGE						
1	7:03.701	5:30.099	48.384	45.218	121.1	7:03.701
2	1:59.546	38.137	41.045	40.364	234.8	9:03.247
3	1:53.899	35.110	39.901	<b>38.888</b>	278.8	10:57.146
4	1:56.665	37.582	39.726	39.357	199.9	12:53.811
5	1:54.381	34.982	39.342	40.057	273.9	14:48.192
6	1:53.647	35.124	39.287	39.236	273.9	16:41.839
7	2:04.415	35.948	47.204	41.263	209.9	18:46.254
8	1:54.278	35.213	39.329	39.736	269.1	20:40.532
9	1:52.975	34.584	39.172	39.219	280.2	22:33.507
10	<b>1:52.329</b>	<b>34.396</b>	<b>38.853</b>	39.080	281.7	24:25.836
11	2:24.018B	39.568	45.263	59.187	226.0	26:49.854

Lap	Time	Sector 1	Sector 2	Sector 3	T.Sp	Elapsed
<b>13</b>	<b>ESTEVE</b>					
SRO RACE CENTRE MERCEDES AMG GT2 PRO						
1	5:42.772	4:03.125	51.084	48.563	163.7	5:42.772
2	2:14.290	39.373	47.879	47.038	187.1	7:57.062
3	2:02.366	37.329	41.937	43.100	219.6	9:59.428
4	1:59.135	36.136	40.825	42.174	243.2	11:58.563
5	2:16.343B	39.147	44.442	52.754	194.8	14:14.906
6	3:31.519	2:04.194	44.243	43.082	166.7	17:46.425
7	2:02.772	37.468	42.816	42.488	215.7	19:49.197
8	1:57.951	35.752	40.480	41.719	247.1	21:47.148
9	1:56.210	35.436	40.052	40.722	255.8	23:43.358
10	1:55.252	35.006	<b>39.568</b>	40.678	267.8	25:38.610
11	<b>1:55.242</b>	<b>34.977</b>	39.631	<b>40.634</b>	260.1	27:33.852
12	2:22.579B	35.185	44.936	1:02.458	251.7	29:56.431

Lap	Time	Sector 1	Sector 2	Sector 3	T.Sp	Elapsed
<b>019</b>	<b>VSR 19</b>					
VSR - VINCENZO SOSPIRI RACING LAMBORGHINI HURACAN GT3						
1	5:29.014	4:14.958	37.138	36.918	209.1	5:29.014
2	1:47.765	33.912	37.093	36.760	271.8	7:16.779
3	1:55.056B	33.727	36.279	45.050	275.2	9:11.835
4	10:30.426	9:16.596	37.333	36.497	213.6	19:42.261
5	1:46.339	33.797	36.095	36.447	274.5	21:28.600
6	<b>1:45.805</b>	33.601	<b>36.039</b>	<b>36.165</b>	275.2	23:14.405
7	1:54.130B	<b>33.548</b>	38.161	42.421	278.1	25:08.535
8	3:53.113B	2:21.969	37.104	54.040	215.3	29:01.648

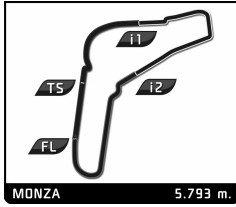

Lap	Time	Sector 1	Sector 2	Sector 3	T.Sp	Elapsed
<b>19</b>	<b>SPS AUTOMOTIVE</b>					
SPS AUTOMOTIVE MERCEDES AMG GT3						
1	12:09.450	...	40.730	38.972	204.4	12:09.450
2	1:52.105	34.691	37.365	40.049	266.5	14:01.555
3	<b>1:48.001</b>	<b>34.541</b>	<b>36.547</b>	<b>36.913</b>	266.5	15:49.556
4	1:59.122B	36.034	36.742	46.346	265.8	17:48.678
5	5:20.773	3:50.184	45.951	44.638	133.9	23:09.451
6	2:03.282	37.456	42.673	43.153	237.9	25:12.733
7	2:01.458	37.057	42.163	42.238	252.8	27:14.191
8	2:29.500B	36.894	44.171	1:08.435	257.6	29:43.691

Lap	Time	Sector 1	Sector 2	Sector 3	T.Sp	Elapsed
<b>22</b>	<b>ALLSPORTS 22</b>					
ALLSPORTS FERRARI 488 CHALLENGE						
1	9:24.269	8:02.973	40.889	40.407	157.8	9:24.269
2	1:54.655	35.298	39.400	39.957	257.6	11:18.924
3	1:54.606	35.061	39.930	39.615	254.6	13:13.530
4	1:56.215	34.623	40.897	40.695	271.8	15:09.745
5	1:53.116	34.960	<b>38.884</b>	39.272	249.4	17:02.861
6	2:01.721	35.950	46.230	39.541	225.1	19:04.582
7	1:56.094	35.624	40.383	40.087	273.9	21:00.676
8	1:53.758	35.277	39.045	39.436	257.0	22:54.434
9	<b>1:52.852</b>	34.710	38.922	<b>39.220</b>	263.9	24:47.286
10	1:53.851	<b>34.608</b>	39.528	39.715	271.8	26:41.137
11	2:14.347B	34.968	38.911	1:00.468	257.6	28:55.484

Lap	Time	Sector 1	Sector 2	Sector 3	T.Sp	Elapsed
<b>25</b>	<b>IRON LYNX 25</b>					
IRON LYNX LAMBORGHINI SUPER TROFEO EVO						
1	5:50.617	4:27.279	41.499	41.839	198.8	5:50.617
2	1:59.245	36.974	40.949	41.322	244.3	7:49.862
3	1:58.547	36.816	40.866	40.865	272.5	9:48.409
4	1:56.791	35.576	40.328	40.887	270.4	11:45.200
5	1:56.404	35.959	39.880	40.565	272.5	13:41.604
6	<b>1:55.495</b>	35.457	39.787	<b>40.251</b>	273.2	15:37.099
7	1:56.119	<b>35.430</b>	40.129	40.560	273.9	17:33.218
8	2:05.673B	35.870	<b>39.559</b>	50.244	271.1	19:38.891
9	7:25.264	5:56.580	44.246	44.438	150.2	27:04.155
10	2:18.228B	35.963	40.612	1:01.653	267.8	29:22.383

Lap	Time	Sector 1	Sector 2	Sector 3	T.Sp	Elapsed
<b>32</b>	<b>HC RACING</b>					
HUGE COMPETITION LAMBORGHINI SUPER TROFEO EVO 2						
1	4:49.803	3:28.335	41.714	39.754	199.1	4:49.803
2	1:57.223	37.090	39.978	40.155	217.0	6:47.026
3	1:51.876	34.742	38.362	38.772	276.6	8:38.902
4	1:53.625	36.564	38.739	<b>38.322</b>	242.1	10:32.527
5	1:52.093	<b>34.558</b>	38.619	38.916	277.3	12:24.620





# Curbstone Track Events

## Monza, 23-24.09.2024

### SESSION RACE 10

## Sector Analysis

— Invalidated Lap

■ Personal Best

■ Session Best

■ Crossing the pit lane

Lap	Time	Sector 1	Sector 2	Sector 3	T.Sp	Elapsed	Lap	Time	Sector 1	Sector 2	Sector 3	T.Sp	Elapsed
6	2:06.993	B 35.611	40.390	50.992	278.8	14:31.613	6	2:00.685	B 33.889	38.179	48.617	246.5	15:11.086
7	3:34.688	2:17.074	38.813	38.801	149.1	18:06.301	7	3:31.959	2:14.667	37.850	39.442	227.9	18:43.045
8	1:52.213	34.981	38.190	39.042	278.1	19:58.514	8	1:47.307	32.978	37.170	37.159	263.9	20:30.352
9	1:55.816	37.369	39.721	38.726	277.3	21:54.330	9	1:48.811	33.618	37.484	37.709	260.7	22:19.163
10	1:51.730	34.960	38.165	38.605	279.5	23:46.060	10	1:50.353	33.399	36.849	40.105	268.4	24:09.516
11	1:56.489	34.824	38.397	43.268	278.1	25:42.549	11	1:47.573	33.144	37.241	37.188	271.1	25:57.089
12	1:51.662	35.029	38.244	38.389	278.1	27:34.211	12	1:49.002	33.348	38.520	37.134	257.6	27:46.091
13	2:34.511	B 38.172	54.026	1:02.313	263.9	30:08.722	13	2:19.153	B 33.191	43.441	1:02.521	269.8	30:05.244

### 033 OMBRA 33

OMBRA RACING PORSCHE 992 GT3 CUP

1	8:34.410	6:43.107	53.783	57.520	140.8	8:34.410
2	2:21.177	44.598	49.894	46.685	195.5	10:55.587
3	2:13.258	45.665	44.966	42.627	128.4	13:08.845
4	2:05.644	43.966	40.551	41.127	244.9	15:14.489
5	1:57.649	36.694	40.189	40.766	194.8	17:12.138
6	1:57.099	37.125	39.435	40.539	270.4	19:09.237
7	1:55.323	35.533	39.716	40.074	255.2	21:04.560
8	1:59.290	36.090	41.966	41.234	273.9	23:03.850
9	1:57.216	36.002	40.213	41.001	263.9	25:01.066
10	2:08.531	B 36.185	41.940	50.406	268.4	27:09.597

### 35 MALUCELLI RACING

MALUCELLI RACING PORSCHE 992 CUP

1	6:21.135	4:53.482	43.923	43.730	169.3	6:21.135
2	2:00.356	37.043	41.888	41.425	215.3	8:21.491
3	1:56.964	37.467	39.642	39.855	200.6	10:18.455
4	2:02.230	39.555	42.496	40.179	194.1	12:20.685
5	1:53.638	35.233	39.211	39.194	251.7	14:14.323
6	1:54.427	35.672	39.276	39.479	254.0	16:08.750
7	2:03.531	B 35.199	38.923	49.409	258.9	18:12.281
8	5:48.060	4:29.085	39.617	39.358	75.4	24:00.341
9	1:55.146	35.082	38.543	41.521	254.6	25:55.487
10	2:01.406	35.128	41.895	44.383	250.5	27:56.893
11	2:41.206	B 35.130	49.103	1:16.973	251.1	30:38.099

### 36 MM SUPERTROFEO EVO2

MM MOTORSPORT LAMBORGHINI HURACAN SUPERTROFEO EVO2

1	7:00.109	5:28.444	47.798	43.867	112.3	7:00.109
2	1:53.440	35.384	38.973	39.083	271.8	8:53.549
3	1:51.492	34.753	38.244	38.495	277.3	10:45.041
4	1:50.725	34.494	38.031	38.200	276.6	12:35.766
5	1:52.250	34.733	38.985	38.532	275.2	14:28.016
6	1:52.464	34.869	38.559	39.036	276.6	16:20.480
7	1:51.319	34.664	38.179	38.476	276.6	18:11.799
8	1:50.721	34.615	38.035	38.071	277.3	20:02.520
9	2:03.090	B 36.771	38.322	47.997	276.6	22:05.610
10	6:26.301	5:00.572	44.146	41.583	205.1	28:31.911
11	2:21.536	B 34.819	46.030	1:00.687	273.9	30:53.447

### 39 AMG TS

MERCEDES-AMG MERCEDES-AMG TRACK SERIES

1	5:57.549	4:36.757	41.970	38.822	176.2	5:57.549
2	1:48.856	33.542	37.386	37.928	269.8	7:46.405
3	1:47.868	33.513	36.943	37.412	276.6	9:34.273
4	1:47.450	33.498	36.917	37.035	273.9	11:21.723
5	1:48.678	33.539	37.875	37.264	262.0	13:10.401

### 55 NOVA RACE 55

NOVA RACE EVENTS HONDA NSX GT3

1	6:51.781	5:33.881	39.839	38.061	210.7	6:51.781
2	1:48.266	34.379	36.948	36.939	273.2	8:40.047
3	1:47.963	34.600	36.686	36.677	274.5	10:28.010
4	1:47.636	34.257	36.698	36.681	273.9	12:15.646
5	1:47.393	33.966	36.735	36.692	275.2	14:03.039
6	1:47.154	34.017	36.450	36.687	274.5	15:50.193
7	1:47.542	34.274	36.735	36.533	274.5	17:37.735
8	2:04.641	B 43.134	36.894	44.613	274.5	19:42.376
9	5:37.646	4:24.062	37.089	36.495	214.9	25:20.022
10	1:47.652	33.933	37.024	36.695	275.9	27:07.674
11	2:08.610	B 33.947	37.417	57.246	276.6	29:16.284

### 63 IRON LYNX 63

IRON LYNX LAMBORGHINI GT3 EVO

1	6:00.447	4:45.326	37.598	37.523	210.3	6:00.447
2	1:51.213	34.144	37.302	39.767	274.5	7:51.660
3	1:47.914	34.109	36.585	37.220	275.9	9:39.574
4	1:48.177	34.025	36.436	37.716	275.2	11:27.751
5	1:47.592	33.925	36.883	36.784	275.2	13:15.343
6	1:47.919	33.946	37.254	36.719	277.3	15:03.262
7	1:47.926	34.086	36.378	37.462	275.2	16:51.188
8	1:48.966	34.045	38.012	36.909	274.5	18:40.154
9	1:46.558	34.013	36.183	36.362	274.5	20:26.712
10	1:46.467	33.864	36.171	36.432	275.2	22:13.179
11	1:49.756	33.843	37.260	38.653	278.1	24:02.935
12	1:49.188	33.867	37.295	38.026	277.3	25:52.123
13	1:54.972	B 34.776	36.793	43.403	271.8	27:47.095

### 66 VSR 66

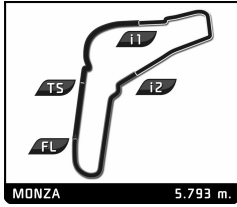

VSR - VINCENZO SOSPIRI RACING LAMBORGHINI HURACAN GT3

1	6:43.963	5:27.757	38.674	37.532	123.7	6:43.963
2	1:47.919	34.114	36.712	37.093	272.5	8:31.882
3	1:46.990	33.953	36.178	36.859	275.2	10:18.872
4	1:46.633	33.809	36.333	36.491	274.5	12:05.505
5	1:47.758	33.625	37.446	36.687	275.2	13:53.263
6	1:46.195	33.568	36.157	36.470	275.2	15:39.458
7	1:54.855	B 33.883	37.342	43.630	276.6	17:34.313
8	5:17.674	3:48.238	47.962	41.474	214.4	22:51.987
9	1:46.198	33.923	36.060	36.215	275.2	24:38.185
10	1:48.131	33.852	36.765	37.514	278.1	26:26.316

### 70 ROSSOCORSA 70

ROSSOCORSA FERRARI 488 CHALLENGE

1	7:07.620	5:34.595	47.828	45.197	122.8	7:07.620
2	1:59.455	37.368	40.950	41.137	243.8	9:07.075
3	1:54.616	34.597	40.123	39.896	278.1	11:01.691



# Curbstone Track Events

## Monza, 23-24.09.2024

### SESSION RACE 10

## Sector Analysis

— Invalidated Lap

■ Personal Best

■ Session Best

■ Crossing the pit lane

Lap	Time	Sector 1	Sector 2	Sector 3	T.Sp	Elapsed	Lap	Time	Sector 1	Sector 2	Sector 3	T.Sp	Elapsed
4	1:54.394	34.829	<b>39.516</b>	40.049	278.8	12:56.085	7	2:02.417 <b>B</b>	35.069	38.100	49.248	267.8	18:14.291
5	1:56.854	35.914	39.627	41.313	276.6	14:52.939	8	3:57.370	2:39.047	39.323	39.000	212.8	22:11.661
6	2:07.351 <b>B</b>	36.256	40.092	51.003	273.9	17:00.290	9	2:02.175	34.556	41.294	46.325	280.2	24:13.836
7	5:08.213	3:46.804	40.904	40.505	172.0	22:08.503	10	1:49.813	<b>34.384</b>	37.686	37.743	280.2	26:03.649
8	1:56.149	34.812	40.567	40.770	267.1	24:04.652	11	2:03.237	37.506	40.507	45.224	280.2	28:06.886
9	1:55.686	35.136	40.762	<b>39.788</b>	262.6	26:00.338	12	2:39.813 <b>B</b>	35.440	46.657	1:17.716	280.9	30:46.699
10	<b>1:54.125</b>	34.605	39.684	39.836	278.1	27:54.463							
11	2:37.590 <b>B</b>	<b>34.353</b>	51.065	1:12.172	278.8	30:32.053							

74 ROSSOCORSA 74						
ROSSOCORSA FERRARI 296 GT3						
1	7:18.013	5:58.504	39.271	40.238	200.6	7:18.013
2	1:52.806	34.989	38.591	39.226	268.4	9:10.819
3	1:51.157	34.612	37.971	38.574	275.2	11:01.976
4	1:54.273	35.144	39.342	39.787	263.9	12:56.249
5	1:55.557	35.942	40.757	38.858	264.5	14:51.806
6	1:50.402	35.072	37.425	<b>37.905</b>	259.5	16:42.208
7	2:41.648	34.709	1:28.530	38.409	275.2	19:23.856
8	<b>1:50.000</b>	<b>34.232</b>	37.565	38.203	277.3	21:13.856
9	1:52.994	34.337	<b>37.306</b>	41.351	277.3	23:06.850
10	1:51.094	34.916	37.636	38.542	278.1	24:57.944
11	1:58.338 <b>B</b>	35.214	37.714	45.410	273.2	26:56.282

77 NOVA RACE 77						
NOVA RACE EVENTS HONDA NSX GT3						
1	7:52.780	6:29.020	44.384	39.376	190.7	7:52.780
2	1:49.135	34.178	38.098	36.859	275.9	9:41.915
3	1:47.609	33.934	36.807	36.868	275.9	11:29.524
4	1:47.190	33.957	36.693	36.540	275.2	13:16.714
5	1:48.326	33.820	37.728	36.778	278.8	15:05.040
6	1:48.778	33.872	36.820	38.086	277.3	16:53.818
7	1:47.686	<b>33.810</b>	36.642	37.234	277.3	18:41.504
8	1:47.301	34.419	<b>36.141</b>	36.741	277.3	20:28.805
9	<b>1:46.815</b>	33.913	36.407	<b>36.495</b>	275.2	22:15.620
10	1:55.778 <b>B</b>	33.869	37.422	44.487	278.1	24:11.398

82 MM TCR						
MM MOTORSPORT HONDA CIVIC TCR						
1	6:16.796 <b>B</b>	4:38.806	46.402	51.588	176.5	6:16.796
2	2:25.463	59.965	41.048	44.450	195.2	8:42.259
3	1:56.227	36.848	39.480	39.899	258.9	10:38.486
4	2:05.859 <b>B</b>	37.010	40.166	48.683	257.6	12:44.345
5	4:29.652	2:49.097	50.643	49.912	165.5	17:13.997
6	1:55.854	36.828	39.378	39.648	255.8	19:09.851
7	<b>1:55.360</b>	36.753	<b>39.059</b>	<b>39.548</b>	259.5	21:05.211
8	2:03.972 <b>B</b>	<b>36.626</b>	40.402	46.944	260.7	23:09.183
9	5:10.940	3:44.977	43.677	42.286	189.4	28:20.123
10	2:31.133 <b>B</b>	41.304	48.524	1:01.305	257.6	30:51.256

95 VSR 95						
VSR - VINCENZO SOSPIRI RACING LAMBORGHINI SUPER TROFEO						
1	6:58.520	5:37.597	40.807	40.116	198.0	6:58.520
2	1:52.189	35.913	38.157	38.119	240.0	8:50.709
3	1:50.096	34.804	37.559	37.733	271.1	10:40.805
4	1:50.909	34.944	38.124	37.841	267.8	12:31.714
5	1:50.842	34.766	37.415	38.661	265.2	14:22.556
6	<b>1:49.318</b>	34.798	<b>37.196</b>	<b>37.324</b>	268.4	16:11.874

180 BEST LAP						
BEST LAP FERRARI 488 CHALLENGE						
1	7:24.989	5:56.680	47.061	41.248	202.5	7:24.989
2	1:52.840	34.838	38.574	39.428	267.8	9:17.829
3	1:50.920	34.278	38.022	38.620	282.4	11:08.749
4	1:54.015	<b>33.999</b>	38.982	41.034	283.1	13:02.764
5	<b>1:50.683</b>	34.325	<b>37.790</b>	<b>38.568</b>	279.5	14:53.447
6	2:03.319 <b>B</b>	36.676	39.582	47.061	257.6	16:56.766
7	5:06.947	3:43.680	40.336	42.931	186.5	22:03.713
8	1:55.187	35.758	39.437	39.992	229.9	23:58.900
9	1:54.711	35.320	38.831	40.560	263.9	25:53.611
10	1:55.250	35.093	41.125	39.032	264.5	27:48.861
11	2:23.184 <b>B</b>	34.787	46.662	1:01.735	275.9	30:12.045

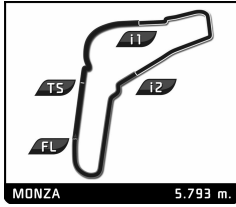

229 PINETTI						
PINETTI MOTORSPORT FERRARI 488 CHALLENGE						
1	17:05.568 <b>B</b>	...	44.548	52.129	169.6	17:05.568
2	3:20.640	1:55.545	40.016	45.079	209.1	20:26.208
3	<b>1:58.787</b>	40.167	39.152	<b>39.468</b>	183.0	22:24.995
4	1:59.928 <b>B</b>	<b>34.487</b>	<b>37.990</b>	47.451	277.3	24:24.923
5	5:11.430 <b>B</b>	3:27.872	40.764	1:02.794	191.7	29:36.353

280 ALLSPORTS 28						
ALLSPORTS AUDI R8 GT3 LMS						
1	9:24.961	8:04.286	40.857	39.818	153.1	9:24.961
2	1:54.378	35.994	38.860	39.524	257.6	11:19.339
3	1:54.460	35.746	39.944	<b>38.770</b>	255.2	13:13.799
4	<b>1:54.200</b>	<b>35.508</b>	39.500	39.192	258.9	15:07.999
5	2:02.353 <b>B</b>	35.590	<b>38.357</b>	48.406	248.8	17:10.352
6	9:29.457 <b>B</b>	7:55.696	43.407	50.354	189.4	26:39.809

333 ASR33						
AUTO SPORT RACING LAMBORGHINI SUPER TROFEO EVO2						
1	4:43.358	3:25.269	39.092	38.997	207.5	4:43.358
2	1:48.674	34.466	<b>36.747</b>	37.461	269.8	6:32.032
3	1:49.577	34.173	37.092	38.312	272.5	8:21.609
4	1:48.854	34.064	37.247	37.543	272.5	10:10.463
5	<b>1:47.894</b>	<b>33.977</b>	36.882	<b>37.035</b>	273.9	11:58.357
6	2:07.076 <b>B</b>	38.862	40.833	47.381	217.4	14:05.433
7	4:14.210	2:56.483	38.875	38.852	210.7	18:19.643
8	1:50.123	34.416	37.834	37.873	275.2	20:09.766
9	1:52.723	35.024	37.510	40.189	273.9	22:02.489
10	1:54.086	34.101	41.607	38.378	275.2	23:56.575
11	1:51.082	34.393	37.292	39.397	275.9	25:47.657
12	1:48.362	34.114	37.004	37.244	274.5	27:36.019
13	2:09.206 <b>B</b>	34.104	37.851	57.251	274.5	29:45.225

551 EBI MOTORS 51						
EBIMOTORS PORSCHE 992 GT3 CUP						
1	5:30.499	4:07.114	42.573	40.812	181.8	5:30.499





# Curbstone Track Events

## Monza, 23-24.09.2024

### SESSION RACE 10

## Sector Analysis

— Invalidated Lap    ■ Personal Best    ■ Session Best    **B** Crossing the pit lane

Lap	Time	Sector 1	Sector 2	Sector 3	T.Spd	Elapsed	Lap	Time	Sector 1	Sector 2	Sector 3	T.Spd	Elapsed
2	1:51.858	35.292	38.145	38.421	260.1	7:22.357							
3	1:52.014	35.226	38.163	38.625	269.8	9:14.371							
4	<b>1:49.695</b>	34.567	<b>37.434</b>	<b>37.694</b>	273.2	11:04.066							
5	2:17.874	<b>34.367</b>	40.645	1:02.862	273.9	13:21.940							
6	2:04.464 <b>B</b>	37.474	38.328	48.662	277.3	15:26.404							
7	5:11.155	3:53.390	39.131	38.634	207.5	20:37.559							
8	1:51.923	35.031	38.195	38.697	260.1	22:29.482							
9	1:51.254	34.767	38.112	38.375	267.1	24:20.736							
10	1:50.952	34.646	37.860	38.446	271.8	26:11.688							
11	1:51.797	34.858	38.282	38.657	270.4	28:03.485							
12	2:37.940 <b>B</b>	34.704	45.811	1:17.425	271.8	30:41.425							

## 552 EBI MOTORS 52

EBIMOTORS

PORSCHE 991 GT3 CUP

1	5:34.500	4:05.685	46.205	42.610	164.2	5:34.500
2	1:57.549	36.500	39.947	41.102	213.6	7:32.049
3	1:53.735	35.287	39.270	39.178	243.2	9:25.784
4	2:06.607	35.514	46.751	44.342	227.0	11:32.391
5	1:51.274	34.787	<b>37.998</b>	38.489	265.8	13:23.665
6	<b>1:51.036</b>	34.711	38.001	<b>38.324</b>	265.8	15:14.701
7	1:59.068 <b>B</b>	34.853	38.168	46.047	257.6	17:13.769
8	4:48.485	3:22.644	39.890	45.951	151.0	22:02.254
9	1:55.591	35.828	40.353	39.410	219.6	23:57.845
10	1:52.261	35.288	38.275	38.698	252.3	25:50.106
11	1:53.831	36.845	38.529	38.457	207.1	27:43.937
12	2:18.499 <b>B</b>	<b>34.640</b>	40.768	1:03.091	267.8	30:02.436

