

# Curbstone Track Events

## Monza, 23-24.09.2024

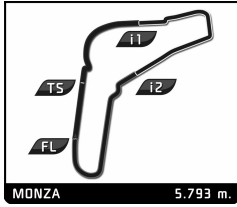

### SESSION SPORT 9

## Sector Analysis

— Invalidated Lap    ■ Personal Best    ■ Session Best    B Crossing the pit lane

Lap	Time	Sector 1	Sector 2	Sector 3	T.Sp	Elapsed	Lap	Time	Sector 1	Sector 2	Sector 3	T.Sp	Elapsed	
<b>02</b>	DTO 02							2	2:14.940	43.582	45.208	46.150		13:00.910
	DTO MOTORSPORT							3	2:14.465	40.401	47.638	46.426		15:15.375
	MCLAREN 570 GT4							4	2:20.625 <b>B</b>	39.163	44.384	57.078		17:36.000
1	9:09.667	7:35.585	47.410	46.672	115.5	9:09.667	5	5:09.018	3:36.613	46.509	45.896		22:45.018	
2	2:05.816	39.338	43.021	43.457	228.4	11:15.483	6	2:09.925	39.215	45.489	45.221		24:54.943	
3	2:06.952	38.513	45.160	43.279	247.7	13:22.435	7	2:09.805	40.006	43.816	45.983		27:04.748	
4	2:14.367 <b>B</b>	37.853	41.908	54.606	252.3	15:36.802	8	<b>2:07.585</b>	39.272	<b>43.700</b>	<b>44.613</b>		29:12.333	
5	4:18.348	2:52.084	42.924	43.340	148.9	19:55.150								
6	2:06.928	37.897	45.699	43.332	230.3	22:02.078								
7	2:01.272	37.930	41.385	41.957	243.2	24:03.350								
8	2:00.944	37.638	41.472	41.834	251.1	26:04.294								
9	<b>1:59.668</b>	37.457	<b>40.721</b>	<b>41.490</b>	249.9	28:03.962								
10	2:02.236	38.082	42.029	42.125	252.8	30:06.198								
11	2:02.726	37.885	40.796	44.045	241.1	32:08.924								
12	2:00.640	<b>37.348</b>	41.116	42.176	255.2	34:09.564								
13	2:06.925	38.596	44.018	44.311	217.9	36:16.489								
14	2:03.511	39.009	41.592	42.910	237.4	38:20.000								
15	2:36.650 <b>B</b>	39.035	49.555	1:08.060	242.7	40:56.650								
<b>2</b>	ALSSPORTS 2							2	2:12.205	41.620	45.663	44.922	188.4	12:57.171
	ALLSPORTS							3	2:12.625	<b>38.407</b>	48.564	45.654	209.9	15:09.796
	KTM X-BOW GT							4	2:09.712	40.293	44.082	45.337	174.8	17:19.508
1	10:33.881	9:00.384	47.284	46.213	114.4	10:33.881	5	<b>2:07.115</b>	39.752	43.226	<b>44.137</b>	194.1	19:26.623	
2	2:09.921	41.312	43.523	45.086	194.8	12:43.802	6	2:42.008	46.115	57.863	58.030	170.9	22:08.631	
3	2:08.762	<b>40.113</b>	43.682	44.967	226.0	14:52.564	7	2:13.464	42.067	45.602	45.795	192.1	24:22.095	
4	2:09.822	40.451	44.579	44.792	220.1	17:02.386	8	2:07.888	39.714	<b>42.895</b>	45.279	200.6	26:29.983	
5	2:10.519	40.345	45.004	45.170	220.5	19:12.905	9	2:43.989 <b>B</b>	49.665	50.189	1:04.135	140.6	29:13.972	
6	2:10.224	40.671	44.449	45.104	214.4	21:23.129								
7	2:11.174	40.698	43.733	46.743	208.7	23:34.303								
8	2:10.451	40.744	44.349	45.358	199.9	25:44.754								
9	2:19.065	42.647	50.159	46.259	197.3	28:03.819								
10	2:15.859	41.012	43.710	51.137	202.8	30:19.678								
11	2:09.154	40.985	43.648	44.521	212.8	32:28.832								
12	2:08.524	40.269	<b>42.726</b>	45.529	222.8	34:37.356								
13	<b>2:07.924</b>	40.245	<b>43.502</b>	<b>44.177</b>	222.8	36:45.280								
14	2:11.706	40.895	43.970	46.841	194.8	38:56.986								
15	2:47.638 <b>B</b>	46.809	52.356	1:08.473	221.9	41:44.624								
<b>5</b>	JURADO							1	8:07.743	6:28.333	49.596	49.814	130.7	8:07.743
	CLIO CUP (RANGONI)							2	2:16.366	43.322	47.806	45.238	229.4	10:24.109
	CLIO CUP							3	2:07.469	38.746	43.498	45.225	242.7	12:31.578
1	8:18.793	6:39.725	52.785	46.283	139.7	8:18.793	4	2:10.453	40.423	44.780	45.250	233.8	14:42.031	
2	2:16.751	44.825	46.328	45.598	186.5	10:35.544	5	2:15.791	40.303	49.763	45.725	223.2	16:57.822	
3	2:12.691	42.264	45.403	45.024	218.3	12:48.235	6	2:07.743	39.349	43.838	44.556	219.2	19:05.565	
4	2:12.096	<b>42.180</b>	44.673	45.243	219.6	15:00.331	7	2:07.930	39.168	43.828	44.934	229.9	21:13.495	
5	2:11.801	42.877	43.976	<b>44.948</b>	220.1	17:12.132	8	2:06.407	38.614	43.173	44.620	220.1	23:19.902	
6	2:11.713	42.329	44.172	45.212	204.4	19:23.845	9	2:07.349	<b>38.324</b>	44.109	44.916	222.8	25:27.251	
7	<b>2:11.134</b>	42.294	<b>43.869</b>	44.971	208.7	21:34.979	10	2:07.579	38.670	44.062	44.847	221.0	27:34.830	
8	2:41.443 <b>B</b>	45.921	51.936	1:03.586	214.0	24:16.422	11	2:21.734	39.140	49.373	53.221	209.5	29:56.564	
9	4:55.413	3:09.736	51.325	54.352	151.8	29:11.835	12	2:06.795	38.742	43.984	44.069	229.9	32:03.359	
10	2:31.319	44.882	45.796	1:00.641	192.1	31:43.154	13	2:05.975	38.559	43.018	44.398	225.1	34:09.334	
11	2:12.235	42.874	44.126	45.235	213.6	33:55.389	14	<b>2:04.409</b>	38.535	<b>42.376</b>	<b>43.498</b>	219.2	36:13.743	
12	2:11.996	42.505	44.363	45.128	214.9	36:07.385	15	2:57.385 <b>B</b>	50.502	1:01.814	1:05.069	174.0	39:11.128	
13	2:12.022	42.819	43.918	45.285	214.4	38:19.407								
14	2:39.673 <b>B</b>	42.932	48.440	1:08.301	216.1	40:59.080								
<b>8</b>	GUASH							1	7:27.256	6:00.742	43.739	42.775	148.3	7:27.256
	Eric GUASH							2	2:00.850	37.345	41.170	42.335	225.6	9:28.106
	AURI R8							3	2:00.225	36.989	40.912	42.324	224.6	11:28.331
1	10:45.970	9:03.804	52.188	49.978		10:45.970	4	2:03.921	37.887	42.045	43.989	209.1	13:32.252	
							5	2:00.107	37.158	<b>40.890</b>	42.059	221.0	15:32.359	
							6	<b>1:59.796</b>	<b>36.945</b>	40.898	<b>41.953</b>	224.6	17:32.155	
							7	2:21.247 <b>B</b>	41.797	44.772	54.678	181.8	19:53.402	
<b>23</b>	LONGONI							1	2:00.850	37.345	41.170	42.335	225.6	9:28.106
	CLIO CUP (MC MOTORTECNICA)							2	2:00.225	36.989	40.912	42.324	224.6	11:28.331
	CLIO CUP							3	2:03.921	37.887	42.045	43.989	209.1	13:32.252
							4	2:00.107	37.158	<b>40.890</b>	42.059	221.0	15:32.359	
							5	<b>1:59.796</b>	<b>36.945</b>	40.898	<b>41.953</b>	224.6	17:32.155	
							6	2:21.247 <b>B</b>	41.797	44.772	54.678	181.8	19:53.402	





# Curbstone Track Events

## Monza, 23-24.09.2024

### SESSION SPORT 9

## Sector Analysis

— Invalidated Lap    ■ Personal Best    ■ Session Best    B Crossing the pit lane

Lap	Time	Sector 1	Sector 2	Sector 3	T.Sp	Elapsed	Lap	Time	Sector 1	Sector 2	Sector 3	T.Sp	Elapsed
1	8:20.791	6:37.745	55.677	47.369	127.3	8:20.791	5	2:24.021 B	36.746	49.538	57.737	272.5	15:42.788
2	2:38.167 B	44.545	49.147	1:04.475	183.6	10:58.958	6	3:00.103	1:38.720	40.387	40.996	177.4	18:42.891
3	3:15.195	1:40.488	46.340	48.367	155.5	14:14.153	7	1:58.602	36.777	40.968	40.857	257.0	20:41.493
4	2:14.558	43.307	45.019	46.232	209.1	16:28.711	8	1:57.087	36.603	39.801	40.683	269.1	22:38.580
5	2:15.999	43.282	46.153	46.564	208.7	18:44.710	9	2:00.494	37.261	42.141	41.092	270.4	24:39.074
6	2:14.731	43.156	45.163	46.412	211.1	20:59.441	10	1:59.290	36.830	41.514	40.946	267.8	26:38.364
7	2:14.593	43.530	44.973	46.090	208.7	23:14.034	11	1:59.740	37.200	41.412	41.128	259.5	28:38.104
8	2:29.475 B	43.808	47.883	57.784	206.7	25:43.509	12	1:59.267	36.863	41.441	40.963	267.8	30:37.371
9	3:28.199	1:43.623	51.146	53.430	163.0	29:11.708	13	1:57.686	36.956	39.679	41.051	267.1	32:35.057
10	2:23.925	43.052	46.320	54.553	205.1	31:35.633	14	2:58.796 B	48.663	1:00.122	1:10.011	203.6	35:33.853
11	2:14.861	43.620	45.220	46.021	209.5	33:50.494							
12	2:13.828	43.084	44.868	45.876	210.7	36:04.322							
13	2:17.906	43.326	46.421	48.159	211.5	38:22.228							
14	2:38.617 B	43.475	47.933	1:07.209	211.5	41:00.845							

**26** **GUARNACCIA**  
DALLARA  
DALLARA STRADALE

1	7:29.914	5:59.311	44.817	45.786	157.6	7:29.914
2	2:07.413	39.466	43.433	44.514	233.8	9:37.327
3	2:06.573	39.189	43.510	43.874	255.2	11:43.900
4	2:21.935 B	38.633	43.160	1:00.142	252.3	14:05.835
5	4:31.825 B	2:56.849	41.678	53.298	182.1	18:37.660
6	4:53.666	3:21.201	45.882	46.583	159.4	23:31.326
7	2:13.705	40.679	46.007	47.019	236.9	25:45.031
8	2:26.518 B	41.128	45.696	59.694	240.5	28:11.549

**27** **VACCA**  
DALLARA  
DALLARA STRADALE

1	7:45.039	6:13.567	45.294	46.178	98.2	7:45.039
2	2:09.911	40.298	45.921	43.692	231.3	9:54.950
3	2:05.836	39.280	43.311	43.245	242.1	12:00.786
4	2:16.697 B	40.518	44.145	52.034	209.5	14:17.483
5	6:35.124	5:02.514	46.379	46.231	152.5	20:52.607
6	2:11.798	40.877	45.260	45.661	222.3	23:04.405
7	2:12.489	41.498	45.295	45.696	207.5	25:16.894
8	2:13.730	43.538	45.210	44.982	187.8	27:30.624
9	3:13.383 B	50.916	1:05.221	1:17.246	204.4	30:44.007

**28** **DEL VECCHIO**  
Clemente DEL VECCHIO  
PORSCHE GT3 992

1	7:25.843	5:59.753	44.130	41.960		7:25.843
2	1:59.533	36.978	41.111	41.444		9:25.376
3	1:59.845	36.799	41.567	41.479		11:25.221
4	6:37.421 B	45.768	58.168	4:53.485		18:02.642
5	2:01.018	37.195	41.748	42.075		20:03.660
6	2:13.956	37.334	41.902	54.720		22:17.616
7	2:49.593	49.370	1:03.007	57.216		25:07.209
8	2:03.228	37.178	41.893	44.157		27:10.437
9	2:10.460	37.464	42.900	50.096		29:20.897
10	2:27.015	53.382	51.120	42.513		31:47.912

**34** **GALLI**  
Andrea GALLI  
PORSCHE 992 GT3

1	7:24.168	5:58.784	43.188	42.196	160.4	7:24.168
2	1:57.510	36.280	40.743	40.487	270.4	9:21.678
3	1:56.979	36.217	40.261	40.501	267.8	11:18.657
4	2:00.110	36.555	42.519	41.036	265.8	13:18.767

**39** **AMG TS**  
MERCEDES-AMG  
MERCEDES AMG TRACK SERIES

1	13:02.940	...	39.657	42.442	217.9	13:02.940
2	1:56.763	35.077	41.551	40.135	207.1	14:59.703
3	1:53.985	34.067	38.632	41.286	239.5	16:53.688
4	1:49.543	33.891	37.294	38.358	247.1	18:43.231
5	1:50.353	35.089	37.483	37.781	257.0	20:33.584
6	1:50.637	33.568	38.130	38.939	260.1	22:24.221
7	1:49.397	34.411	37.205	37.781	209.9	24:13.618
8	1:48.567	33.780	37.244	37.543	257.0	26:02.185
9	2:00.326 B	33.552	39.327	47.447	260.1	28:02.511

**45** **KARIM**  
Karim BENDOUA  
PORSCHE GT3 RS

1	8:30.861	6:53.371	49.540	47.950	133.9	8:30.861
2	2:15.534	41.786	46.531	47.217	193.5	10:46.395
3	2:12.285	41.638	45.227	45.420	182.7	12:58.680
4	2:07.807	39.009	45.006	43.792	213.2	15:06.487
5	2:09.150	40.882	43.312	44.956	190.1	17:15.637
6	2:06.867	39.107	43.854	43.906	217.4	19:22.504
7	2:04.896	38.501	43.062	43.333	234.3	21:27.400
8	2:05.498	39.101	43.263	43.134	227.9	23:32.898
9	2:07.122	39.435	43.962	43.725	223.2	25:40.020
10	2:08.883	38.805	43.798	46.280	237.9	27:48.903
11	2:06.290	39.180	43.101	44.009	229.9	29:55.193
12	2:05.876	38.288	43.488	44.100	242.7	32:01.069
13	2:06.105	38.787	43.155	44.163	249.4	34:07.174
14	2:04.855	38.900	42.977	42.978	235.8	36:12.029
15	2:07.721	38.709	43.523	45.489	237.9	38:19.750
16	2:30.275 B	38.502	46.552	1:05.221	235.8	40:50.025

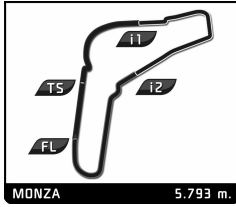

**54** **GABRIELLI**  
Jean-Louis GABRIELLI  
LAMBORGHINI STO

1	29:07.981	...	44.347	44.092	169.9	29:07.981
2	1:59.856	36.182	41.551	42.123	263.2	31:07.837
3	1:59.906	36.313	41.658	41.935	263.2	33:07.743
4	2:00.397	36.338	41.449	42.610	255.2	35:08.140
5	2:48.884 B	44.429	56.580	1:07.875	251.7	37:57.024

**56** **GIRAUDAU**  
Eric GIRAUDAU  
LAMBORGHINI STO

1	10:44.669	9:01.329	55.256	48.084	115.9	10:44.669
2	2:11.642	41.572	45.187	44.883	175.9	12:56.311
3	2:18.186	37.333	54.299	46.554	248.2	15:14.497
4	2:19.706 B	37.919	42.502	59.285	228.4	17:34.203
5	5:08.092	3:30.751	45.989	51.352	169.6	22:42.295





# Curbstone Track Events

## Monza, 23-24.09.2024

### SESSION SPORT 9

## Sector Analysis

— Invalidated Lap

■ Personal Best

■ Session Best

B Crossing the pit lane

Lap	Time	Sector 1	Sector 2	Sector 3	T.Sp	Elapsed
6	2:09.555	37.898	46.525	45.132	206.7	24:51.850
7	2:07.749	41.105	42.971	<b>43.673</b>	190.4	26:59.599
8	<b>2:03.268</b>	<b>36.431</b>	<b>42.094</b>	44.743	248.8	29:02.867
9	2:32.509B	37.798	50.822	1:03.889	251.7	31:35.376

60 ARDUINI		CLIO CUP (MC MOTORTECNICA)					CLIO CUP				
1	8:20.113	6:37.403	55.751	46.959	121.1	8:20.113					
2	2:16.598	44.779	46.129	45.690	188.1	10:36.711					
3	2:13.129	<b>42.480</b>	45.039	45.610	209.9	12:49.840					
4	<b>2:12.863</b>	42.690	44.424	45.749	214.0	15:02.703					
5	2:13.065	42.754	44.502	45.809	214.0	17:15.768					
6	2:18.579	42.988	44.946	50.645	211.5	19:34.347					
7	2:38.372B	43.892	49.449	1:05.031	213.6	22:12.719					
8	6:58.561	5:13.880	51.186	53.495	116.2	29:11.280					
9	2:25.140	42.780	46.356	56.004	209.1	31:36.420					
10	2:12.986	42.688	44.577	45.721	211.9	33:49.406					
11	2:12.985	43.059	<b>44.412</b>	45.514	210.7	36:02.391					
12	2:13.085	43.085	44.539	<b>45.461</b>	210.7	38:15.476					
13	2:39.516B	43.086	49.139	1:07.291	210.7	40:54.992					

102 MARTINELLI		DALLARA STRADALE				
1	8:05.012	6:20.900	51.151	52.961	152.7	8:05.012
2	2:27.675	45.596	49.987	52.092	217.0	10:32.687
3	2:44.968B	43.725	52.860	1:08.383	215.7	13:17.655
4	9:05.074	7:06.381	59.798	58.895	119.6	22:22.729
5	2:27.198	45.023	50.439	51.736	216.1	24:49.927
6	2:29.246	45.421	52.384	51.441	195.2	27:19.173
7	2:26.809	43.720	51.031	52.058	222.3	29:45.982
8	2:27.176	45.046	50.853	51.277	211.9	32:13.158
9	<b>2:24.026</b>	43.344	<b>47.932</b>	52.750	206.3	34:37.184
10	2:24.953	44.483	49.407	<b>51.063</b>	177.9	37:02.137
11	2:23.055	<b>43.095</b>	49.232	50.728	222.3	39:25.192
12	3:25.593B	57.601	1:08.682	1:19.310	172.6	42:50.785

107 VAN RIET		CLIO CUP (RANGONI)					CLIO CUP				
1	8:19.270	6:40.922	51.938	46.410	135.2	8:19.270					
2	2:28.945B	45.101	48.681	55.163	187.8	10:48.215					
3	4:13.036	2:33.572	53.745	<b>45.719</b>	97.9	15:01.251					
4	2:15.622	42.652	45.755	47.215	214.9	17:16.873					
5	2:15.873	43.073	46.858	45.942	214.4	19:32.746					
6	2:16.038	44.989	45.226	45.823	211.1	21:48.784					
7	2:28.418B	43.171	47.570	57.677	208.7	24:17.202					
8	4:50.114	3:08.900	50.729	50.485	135.1	29:07.316					
9	<b>2:13.842</b>	<b>42.362</b>	45.290	46.190	216.1	31:21.158					
10	2:20.606B	42.645	<b>45.071</b>	52.890	214.4	33:41.764					
11	5:18.128	3:47.131	45.227	45.770	159.9	38:59.892					
12	2:46.246B	45.987	51.840	1:08.419	211.1	41:46.138					

120 TORELLI		CLIO CUP (RANGONI)					CLIO CUP				
1	8:18.556	6:39.173	52.989	46.394	157.3	8:18.556					
2	2:16.507	43.805	47.140	45.562	207.5	10:35.063					
3	2:13.296	42.595	45.731	44.970	215.3	12:48.359					
4	2:12.166	42.246	44.685	45.235	211.9	15:00.525					

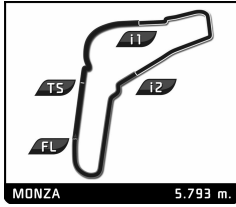

Lap	Time	Sector 1	Sector 2	Sector 3	T.Sp	Elapsed
5	2:11.477	42.503	44.074	<b>44.900</b>	211.5	17:12.002
6	2:11.683	<b>42.172</b>	44.050	45.461	221.0	19:23.685
7	<b>2:11.215</b>	42.190	43.961	45.064	222.8	21:34.900
8	2:55.061B	47.069	58.846	1:09.146	198.4	24:29.961
9	4:37.009	2:55.398	51.163	50.448	142.9	29:06.970
10	2:13.685	42.529	44.637	46.519	215.7	31:20.655
11	2:11.501	42.463	43.932	45.106	213.2	33:32.156
12	2:11.538	42.544	<b>43.927</b>	45.067	212.3	35:43.694
13	2:12.710	42.630	44.881	45.199	211.5	37:56.404
14	2:50.446B	42.456	53.984	1:14.006	211.1	40:46.850

121 STEFANI		CLIO CUP (ESSECORSE)					CLIO CUP				
1	10:36.553	8:51.944	56.124	48.485	150.2	10:36.553					
2	2:13.996	<b>42.525</b>	45.954	45.517	217.4	12:50.549					
3	2:13.349	42.952	44.738	45.659	214.0	15:03.898					
4	2:14.703	43.639	45.576	<b>45.488</b>	214.0	17:18.601					
5	2:14.574	43.614	44.839	46.121	215.7	19:33.175					
6	2:24.260B	44.328	44.928	55.004	216.6	21:57.435					
7	4:40.817	3:08.869	45.790	46.158	163.5	26:38.252					
8	2:15.700	43.018	46.233	46.449	212.3	28:53.952					
9	2:13.600	43.190	44.545	45.865	209.1	31:07.552					
10	<b>2:13.302</b>	42.971	<b>44.540</b>	45.791	211.5	33:20.854					
11	2:23.559	43.036	53.951	46.572	209.9	35:44.413					
12	2:13.954	42.652	45.482	45.820	213.6	37:58.367					
13	2:45.616B	43.365	48.099	1:14.152	211.1	40:43.983					

165 BORDACCHINI		CLIO CUP (RANGONI)					CLIO CUP				
1	8:26.363	6:42.463	53.317	50.583	150.4	8:26.363					
2	2:24.837	45.533	48.288	51.016	176.2	10:51.200					
3	2:20.390	43.894	47.352	49.144	206.7	13:11.590					
4	2:20.482	43.827	47.460	49.195	195.2	15:32.072					
5	2:19.757	43.706	<b>46.602</b>	49.449	206.7	17:51.829					
6	2:19.587	43.770	46.929	48.888	209.5	20:11.416					
7	2:20.141	44.101	47.159	48.881	196.6	22:31.557					
8	2:22.618	43.935	49.423	49.260	205.1	24:54.175					
9	2:20.118	43.892	47.840	48.386	196.2	27:14.293					
10	2:19.449	43.677	47.413	48.359	210.7	29:33.742					
11	2:20.221	44.208	48.000	<b>48.013</b>	197.0	31:53.963					
12	2:19.357	43.921	47.174	48.262	205.9	34:13.320					
13	<b>2:18.514</b>	<b>43.484</b>	46.682	48.348	211.9	36:31.834					
14	2:18.781	43.803	46.885	48.093	202.5	38:50.615					
15	2:48.888B	46.011	56.141	1:06.736	209.1	41:39.503					

330 CATELLI		DALLARA STRADALE				
1	7:45.030	6:06.720	48.544	49.766	146.7	7:45.030
2	2:20.279	43.584	47.376	49.319	197.7	10:05.309
3	<b>2:19.292</b>	42.470	47.056	49.766	207.1	12:24.601
4	2:55.487B	44.868	47.619	1:23.000	222.8	15:20.088
5	7:03.305	5:02.961	58.510	1:01.834	89.0	22:23.393
6	2:50.062	52.127	59.342	58.593	143.4	25:13.455
7	2:40.865	49.198	54.584	57.083	161.5	27:54.320
8	3:09.405B	51.380	53.866	1:24.159	149.3	31:03.725
9	5:39.397	4:08.923	45.283	<b>45.191</b>	169.6	36:43.122
10	2:24.865B	<b>41.825</b>	<b>44.716</b>	58.324	225.1	39:07.987





# Curbstone Track Events

## Monza, 23-24.09.2024

### SESSION SPORT 9

## Sector Analysis

— Invalidated Lap    ■ Personal Best    ■ Session Best    B Crossing the pit lane

Lap	Time	Sector 1	Sector 2	Sector 3	T.Spd	Elapsed	Lap	Time	Sector 1	Sector 2	Sector 3	T.Spd	Elapsed
<b>484</b> FILIPPI							DALLARA STRADALE						
DALLARA													
1	7:45.357	6:14.209	45.294	45.854	133.9	7:45.357							
2	2:10.164	40.415	45.921	43.828	225.6	9:55.521							
3	<b>2:06.376</b>	39.590	43.244	43.542	241.1	12:01.897							
4	2:08.703	40.277	44.076	44.350	203.6	14:10.600							
5	2:07.350	39.635	43.787	43.928	233.3	16:17.950							
6	2:06.764	39.197	43.594	43.973	244.3	18:24.714							
7	2:07.054	<b>39.196</b>	43.420	44.438	247.1	20:31.768							
8	2:06.445	39.899	<b>43.092</b>	<b>43.454</b>	198.4	22:38.213							
9	2:13.123	39.508	47.338	46.277	237.4	24:51.336							
10	2:18.753	42.851	43.171	52.731	187.1	27:10.089							
11	3:07.949B	1:01.329	59.785	1:06.835	189.4	30:18.038							
<b>503</b> GALLIA							CLIO CUP						
CLIO CUP (MC MOTORTECNICA)													
1	8:21.320	6:38.288	55.621	47.411	129.0	8:21.320							
2	2:20.885	44.442	48.337	48.106	188.7	10:42.205							
3	2:18.775	43.382	46.473	48.920	211.5	13:00.980							
4	2:16.681	43.835	45.693	47.153	213.2	15:17.661							
5	2:15.333	<b>43.194</b>	45.639	46.500	212.8	17:32.994							
6	2:15.380	43.459	45.784	<b>46.137</b>	212.3	19:48.374							
7	2:21.007B	43.609	46.294	51.104	210.3	22:09.381							
8	9:12.498	7:16.888	55.800	59.810	141.7	31:21.879							
9	<b>2:14.466</b>	43.224	<b>44.861</b>	46.381	208.7	33:36.345							
10	2:15.948	43.462	45.728	46.758	211.1	35:52.293							
11	2:15.862	43.475	45.777	46.610	210.7	38:08.155							
12	2:53.650B	1:02.402	46.880	1:04.368	209.9	41:01.805							
<b>530</b> MORRI							DALLARA STRADALE						
DALLARA													
1	7:41.340	6:03.998	47.708	49.634	141.0	7:41.340							
2	2:21.326	43.362	48.605	49.359	173.1	10:02.666							
3	2:19.306	42.798	46.945	49.563	189.1	12:21.972							
4	2:49.699B	43.024	47.319	1:19.356	204.0	15:11.671							
5	9:39.243	8:01.959	50.507	<b>46.777</b>	126.4	24:50.914							
6	<b>2:13.383</b>	<b>39.620</b>	<b>45.481</b>	48.282	212.8	27:04.297							
7	2:15.257	40.338	47.724	47.195	217.4	29:19.554							
8	2:14.307	40.329	45.719	48.259	220.5	31:33.861							
9	3:12.957B	52.995	1:01.401	1:18.561	183.6	34:46.818							
<b>553</b> CALABRIA							ALPINE A110R						
Remy CALABRIA													
1	8:11.707	6:27.460	51.730	52.517		8:11.707							
2	2:33.276	46.100	52.990	54.186	178.8	10:44.983							
3	<b>2:23.918</b>	46.174	<b>47.829</b>	<b>49.915</b>	159.6	13:08.901							
4	2:28.441	<b>43.406</b>	50.327	54.708	186.2	15:37.342							

