

Curbstone Track Events

Monza, 23-24.09.2024

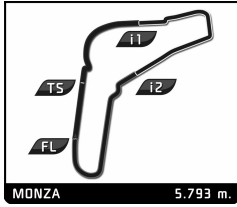

SESSION RACE 11

Sector Analysis

___ Invalidated Lap ■ Personal Best ■ Session Best B Crossing the pit lane

Lap	Time	Sector 1	Sector 2	Sector 3	T.Spd	Elapsed	Lap	Time	Sector 1	Sector 2	Sector 3	T.Spd	Elapsed	
02	DTO 02							2	2:03.231	36.576	43.930	42.725	232.8	8:06.293
	DTO MOTORSPORT MCLAREN 570 GT4							3	1:57.080	35.393	40.435	41.252	244.9	10:03.373
								4	1:55.631	35.172	39.930	40.529	258.2	11:59.004
								5	2:07.466B	36.473	40.271	50.722	260.1	14:06.470
								6	3:43.568	2:18.364	42.530	42.674	109.7	17:50.038
								7	1:56.735	34.687	39.989	42.059	269.8	19:46.773
								8	1:54.683	34.465	39.530	40.688	255.2	21:41.456
								9	1:54.767	34.473	39.595	40.699	250.5	23:36.223
								10	1:57.178	35.337	41.030	40.811	245.4	25:33.401
								11	2:14.945B	37.580	40.217	57.148	240.5	27:48.346
3	ASR3							019	VSR 19					
	AUTO SPORT RACING LAMBORGHINI SUPER TROFEO EVO2								VSR - VINCENZO SOSPIRI RACING LAMBORGHINI HURACAN GT3					
								1	5:31.828	4:16.213	37.769	37.846	209.9	5:31.828
								2	1:46.994	34.214	36.272	36.508	275.2	7:18.822
								3	1:50.699	34.441	36.335	39.923	279.5	9:09.521
								4	1:45.966	33.793	35.970	36.203	275.2	10:55.487
								5	1:55.748B	34.165	37.255	44.328	274.5	12:51.235
								6	6:04.489	4:48.338	36.815	39.336	205.5	18:55.724
								7	1:46.009	33.728	36.108	36.173	275.9	20:41.733
								8	1:46.064	33.569	36.214	36.281	275.2	22:27.797
								9	1:45.907	33.654	35.969	36.284	275.9	24:13.704
								10	1:58.859B	33.775	38.012	47.072	275.2	26:12.563
								11	12:16.093	...	37.175	37.032	205.5	38:28.656
								12	1:46.057	33.819	36.043	36.195	273.9	40:14.713
011	OMBRA 11							19	SPS AUTOMOTIVE					
	OMBRA RACING PORSCHE 992 GT3 CUP								SPS AUTOMOTIVE MERCEDES AMG GT3					
								1	9:32.019	7:58.732	49.146	44.141	137.3	9:32.019
								2	2:16.146	43.901	48.324	43.921	229.9	11:48.165
								3	2:01.731	37.445	41.773	42.513	243.2	13:49.896
								4	2:02.364	38.017	41.967	42.380	247.7	15:52.260
								5	2:04.389	36.693	45.593	42.103	262.0	17:56.649
								6	1:58.775	36.690	40.811	41.274	254.6	19:55.424
								7	1:58.338	36.297	40.711	41.330	264.5	21:53.762
								8	2:02.077	37.745	41.255	43.077	252.3	23:55.839
								9	2:06.369	40.143	45.524	40.702	212.8	26:02.208
								10	2:21.229B	36.518	40.103	1:04.608	252.3	28:23.437
11	ROSSOCORSA 11							22	ALLSPORTS 22					
	ROSSOCORSA FERRARI 488 CHALLENGE								ALLSPORTS FERRARI 488 CHALLENGE					
								1	8:23.703	6:57.378	43.597	42.728	183.6	8:23.703
								2	1:54.816	35.553	39.559	39.704	244.3	10:18.519
								3	1:54.137	34.956	39.659	39.522	251.7	12:12.656
								4	1:52.299	34.563	38.826	38.910	264.5	14:04.955
								5	1:55.061	35.983	39.813	39.265	199.1	16:00.016
								6	1:52.473	34.649	38.611	39.213	271.8	17:52.489
								7	1:52.934	34.409	39.063	39.462	278.1	19:45.423
								8	1:51.765	34.402	38.555	38.808	275.9	21:37.188
								9	1:51.540	34.419	38.312	38.809	272.5	23:28.728
13	ESTEVE							25	IRON LYNX 25					
	SRO RACE CENTRE MERCEDES AMG GT2 PRO								IRON LYNX LAMBORGHINI SUPER TROFEO EVO					
								1	5:45.792	4:19.939	44.407	41.446	204.7	5:45.792
								2	1:56.743	35.587	39.989	41.167	269.1	7:42.535
								3	1:55.068	35.514	39.429	40.125	268.4	9:37.603
								4	1:59.343	36.441	41.981	40.921	278.1	11:36.946





Curbstone Track Events

Monza, 23-24.09.2024

SESSION RACE 11

Sector Analysis

— Invalidated Lap

■ Personal Best

■ Session Best

■ Crossing the pit lane

Lap	Time	Sector 1	Sector 2	Sector 3	T.Sp	Elapsed	Lap	Time	Sector 1	Sector 2	Sector 3	T.Sp	Elapsed
5	1:55.108	35.097	40.137	39.874	267.1	13:32.054	1	5:09.853	3:49.990	40.234	39.629	204.7	5:09.853
6	1:53.743	35.247	39.237	39.259	273.2	15:25.797	2	1:50.654	34.851	37.772	38.031	276.6	7:00.507
7	1:53.764	35.278	39.072	39.414	278.8	17:19.561	3	1:49.926	34.567	37.631	37.728	278.1	8:50.433
8	1:56.710	37.279	39.434	39.997	255.2	19:16.271	4	1:49.419	34.518	37.471	37.430	278.8	10:39.852
9	1:54.373	35.266	39.562	39.545	267.8	21:10.644	5	2:01.516 B	35.946	39.322	46.248	232.8	12:41.368
10	1:54.125	35.311	39.241	39.573	275.2	23:04.769	6	4:17.897	2:52.395	42.896	42.606	200.2	16:59.265
11	2:07.050 B	35.207	39.311	52.532	265.8	25:11.819	7	1:59.461	34.901	43.007	41.553	274.5	18:58.726

32 HC RACING

HUGE COMPETITION LAMBORGHINI SUPER TROFEO EVO 2

1	5:25.556	3:56.596	44.779	44.181	174.8	5:25.556
2	2:00.768	36.187	41.680	42.901	263.9	7:26.324
3	1:55.462	36.260	39.242	39.960	209.5	9:21.786
4	1:51.504	34.678	38.374	38.452	278.1	11:13.290
5	1:50.751	34.478	38.145	38.128	279.5	13:04.041
6	1:50.742	34.691	37.993	38.058	278.8	14:54.783
7	2:00.748 B	36.314	38.179	46.255	219.6	16:55.531
8	3:42.006	2:24.580	38.602	38.824	181.2	20:37.537
9	1:53.922	35.015	39.788	39.119	278.8	22:31.459
10	1:52.630	34.775	39.553	38.302	278.8	24:24.089
11	1:50.555	34.358	38.015	38.182	277.3	26:14.644
12	2:14.196 B	34.292	37.417	1:02.487	278.8	28:28.840

033 OMBRA 33

OMBRA RACING PORSCHE 992 GT3 CUP

1	5:51.341	4:17.776	49.929	43.636	150.6	5:51.341
2	2:01.678	37.064	41.034	43.580	228.4	7:53.019
3	1:58.223	36.581	40.517	41.125	257.6	9:51.242
4	1:56.384	35.747	40.150	40.487	257.0	11:47.626
5	1:54.646	35.735	39.066	39.845	260.7	13:42.272
6	1:55.183	35.526	39.678	39.979	273.2	15:37.455
7	1:55.420	35.727	39.644	40.049	267.8	17:32.875
8	2:07.223 B	37.558	40.117	49.548	271.1	19:40.098
9	4:14.141	2:47.997	43.889	42.255	200.6	23:54.239
10	2:01.418	36.279	43.844	41.295	242.7	25:55.657
11	2:18.928 B	35.432	39.460	1:04.036	266.5	28:14.585
12	10:51.790	9:09.765	56.520	45.505	182.7	39:06.375
13	1:59.499	36.791	40.912	41.796	220.1	41:05.874

35 MALUCELLI RACING

MALUCELLI RACING PORSCHE 992 CUP

1	5:35.800	4:05.587	46.333	43.880	166.5	5:35.800
2	2:01.001	37.519	41.545	41.937	211.1	7:36.801
3	1:58.456	35.730	39.672	43.054	229.9	9:35.257
4	1:55.052	35.970	39.432	39.650	244.9	11:30.309
5	1:54.359	35.086	38.996	40.277	251.7	13:24.668
6	1:52.328	34.965	38.578	38.785	252.3	15:16.996
7	1:53.980	36.411	38.768	38.801	193.8	17:10.976
8	1:52.121	35.027	38.505	38.589	254.6	19:03.097
9	2:05.752 B	35.193	41.664	48.895	249.9	21:08.849
10	4:51.122	3:28.020	41.722	41.380	127.9	25:59.971
11	2:18.048 B	35.808	38.777	1:03.463	253.4	28:18.019
12	10:21.385	9:00.664	40.172	40.549	186.8	38:39.404
13	1:52.482	35.503	38.096	38.883	255.2	40:31.886

36 MM SUPERTROFEO EVO2

MM MOTORSPORT LAMBORGHINI HURACAN SUPERTROFEO EVO2

1	8:45.740	7:30.136	37.857	37.747	207.9	8:45.740
2	1:47.804	34.341	36.679	36.784	273.2	10:33.544
3	1:46.964	34.136	36.394	36.434	276.6	12:20.508
4	1:47.020	33.861	36.116	37.043	275.9	14:07.528
5	1:48.083	33.802	37.828	36.453	276.6	15:55.611
6	1:46.164	33.827	36.026	36.311	276.6	17:41.775
7	2:00.643 B	36.370	37.584	46.689	212.3	19:42.418
8	4:16.773	2:58.295	37.819	40.659	211.5	23:59.191
9	1:47.361	34.046	36.572	36.743	274.5	25:46.552

39 AMG TS

MERCEDES-AMG MERCEDES-AMG TRACK SERIES

1	5:36.644	4:18.680	39.437	38.527	207.9	5:36.644
2	1:50.412	34.051	37.596	38.765	244.9	7:27.056
3	1:50.503	33.877	38.712	37.914	255.8	9:17.559
4	1:48.410	33.676	37.159	37.575	262.0	11:05.969
5	1:49.498	33.552	37.795	38.151	267.8	12:55.467
6	1:48.575	33.657	37.178	37.740	261.3	14:44.042
7	1:58.870 B	34.658	38.465	45.747	241.6	16:42.912
8	5:27.058	4:11.762	37.670	37.626	227.0	22:09.970
9	1:49.900	33.594	37.393	38.913	265.2	23:59.870
10	1:57.923 B	33.730	39.634	44.559	235.3	25:57.793
11	12:49.753	...	41.274	39.928	196.2	38:47.546
12	1:52.552	35.545	38.426	38.581	258.9	40:40.098

55 NOVA RACE 55

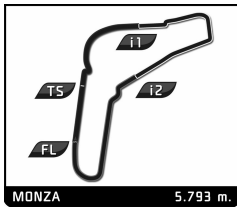

NOVA RACE EVENTS HONDA NSX GT3

1	7:15.864	5:55.715	42.447	37.702	207.9	7:15.864
2	1:48.027	34.484	36.548	36.995	271.8	9:03.891
3	1:47.568	34.337	36.520	36.711	273.2	10:51.459
4	1:46.990	34.132	36.216	36.642	273.2	12:38.449
5	1:49.072	34.176	36.642	38.254	271.8	14:27.521
6	1:46.780	34.128	36.203	36.449	273.9	16:14.301
7	1:53.875 B	33.843	36.664	43.368	273.9	18:08.176
8	5:42.235	4:21.924	37.285	43.026	213.6	23:50.411
9	1:46.392	33.821	36.231	36.340	276.6	25:36.803
10	1:46.250	33.796	36.232	36.222	278.1	27:23.053
11	2:21.523 B	33.775	41.408	1:06.340	275.9	29:44.576
12	9:03.780	7:48.527	36.940	38.313	201.3	38:48.356
13	1:49.943	33.882	36.028	40.033	280.9	40:38.299

63 IRON LYNX 63

IRON LYNX LAMBORGHINI GT3 EVO

1	8:45.740	7:30.136	37.857	37.747	207.9	8:45.740
2	1:47.804	34.341	36.679	36.784	273.2	10:33.544
3	1:46.964	34.136	36.394	36.434	276.6	12:20.508
4	1:47.020	33.861	36.116	37.043	275.9	14:07.528
5	1:48.083	33.802	37.828	36.453	276.6	15:55.611
6	1:46.164	33.827	36.026	36.311	276.6	17:41.775
7	2:00.643 B	36.370	37.584	46.689	212.3	19:42.418
8	4:16.773	2:58.295	37.819	40.659	211.5	23:59.191
9	1:47.361	34.046	36.572	36.743	274.5	25:46.552



Curbstone Track Events

Monza, 23-24.09.2024

SESSION RACE 11

Sector Analysis

— Invalidated Lap

■ Personal Best

■ Session Best

■ Crossing the pit lane

Lap	Time	Sector 1	Sector 2	Sector 3	T.Sp	Elapsed
10	1:59.585 B	33.919	36.798	48.868	274.5	27:46.137

70 ROSSOCORSA 70						
ROSSOCORSA FERRARI 488 CHALLENGE						
1	7:33.032	5:53.646	51.230	48.156	137.3	7:33.032
2	1:59.591	36.158	41.817	41.616	265.2	9:32.623
3	1:55.234	35.241	39.657	40.336	276.6	11:27.857
4	1:53.927	34.627	39.678	39.622	278.1	13:21.784
5	1:54.655	34.515	40.307	39.833	278.8	15:16.439
6	2:10.570 B	39.130	41.240	50.200	275.2	17:27.009
7	8:20.694	6:45.421	49.428	45.845	122.4	25:47.703
8	2:22.407 B	38.845	42.118	1:01.444	217.4	28:10.110

74 ROSSOCORSA 74						
ROSSOCORSA FERRARI 296 GT3						
1	8:15.705	6:55.496	39.362	40.847	191.4	8:15.705
2	1:52.579	34.694	39.224	38.661	275.2	10:08.284
3	1:50.925	34.553	37.662	38.710	276.6	11:59.209
4	1:52.458	35.381	38.939	38.138	261.3	13:51.667
5	1:57.598 B	34.838	37.615	45.145	265.8	15:49.265
6	2:52.806	1:33.752	38.269	40.785	212.3	18:42.071
7	1:50.887	34.604	37.667	38.616	276.6	20:32.958
8	1:49.867	34.587	37.485	37.795	275.9	22:22.825
9	1:49.114	34.452	37.090	37.572	277.3	24:11.939
10	1:59.539 B	34.097	38.865	46.577	278.8	26:11.478
11	12:40.205	...	37.964	37.928	209.5	38:51.683
12	1:49.232	34.267	37.651	37.314	260.7	40:40.915

77 NOVA RACE 77						
NOVA RACE EVENTS HONDA NSX GT3						
1	6:12.134	4:51.346	37.843	42.945	205.9	6:12.134
2	1:47.581	34.103	36.353	37.125	273.9	7:59.715
3	1:49.586	34.410	36.652	38.524	275.2	9:49.301
4	1:49.074	33.899	38.154	37.021	275.2	11:38.375
5	1:51.983	34.654	37.385	39.944	275.2	13:30.358
6	1:46.797	33.829	36.468	36.500	276.6	15:17.155
7	1:47.634	34.384	36.588	36.662	276.6	17:04.789
8	1:46.543	33.640	36.317	36.586	276.6	18:51.332
9	2:01.579 B	33.831	36.855	50.893	278.1	20:52.911
10	6:13.502	4:56.772	38.759	37.971	211.5	27:06.413
11	2:36.148 B	35.740	54.892	1:05.516	272.5	29:42.561
12	9:09.614	7:52.439	38.527	38.648	188.1	38:52.175
13	1:59.981	34.465	41.661	43.855	258.2	40:52.156

82 MM TCR						
MM MOTORSPORT HONDA CIVIC TCR						
1	5:28.955 B	3:55.736	42.802	50.417	189.7	5:28.955
2	4:09.841	2:29.413	45.458	54.970	118.7	9:38.796
3	2:01.326	37.548	40.458	43.320	220.1	11:40.122
4	1:56.280	36.709	39.674	39.897	258.9	13:36.402
5	2:03.317 B	37.057	39.215	47.045	237.4	15:39.719
6	4:27.827	2:58.183	44.191	45.453	190.7	20:07.546
7	1:56.054	36.897	39.451	39.706	249.9	22:03.600
8	1:59.170	37.059	40.250	41.861	257.0	24:02.770
9	1:56.568	36.811	39.612	40.145	258.2	25:59.338
10	2:20.380 B	38.145	39.015	1:03.220	241.6	28:19.718
11	10:36.824	9:10.693	44.491	41.640	197.7	38:56.542

Lap	Time	Sector 1	Sector 2	Sector 3	T.Sp	Elapsed
12	2:00.943	36.778	41.039	43.126	258.9	40:57.485

95 VSR 95						
VSR - VINCENZO SOSPIRI RACING LAMBORGHINI SUPER TROFEO						
1	6:22.081	4:15.193	1:04.805	1:02.083	128.7	6:22.081
2	1:59.631	36.379	39.854	43.398	226.0	8:21.712
3	1:51.329	35.220	37.952	38.157	270.4	10:13.041
4	1:50.871	35.086	37.819	37.966	277.3	12:03.912
5	2:13.763 B	38.495	46.514	48.754	185.8	14:17.675
6	12:06.543	...	41.422	49.513	145.5	26:24.218
7	2:13.382 B	35.106	38.753	59.523	271.1	28:37.600
8	9:55.387	8:39.149	38.312	37.926	198.4	38:32.987
9	1:50.019	34.760	37.709	37.550	277.3	40:23.006

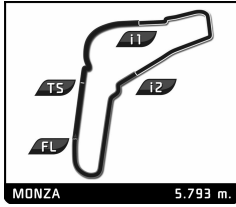

180 BEST LAP						
BEST LAP FERRARI 488 CHALLENGE						
1	7:18.941	5:58.335	40.579	40.027	157.3	7:18.941
2	1:52.872	35.307	38.576	38.989	256.4	9:11.813
3	1:52.386	34.642	38.308	39.436	268.4	11:04.199
4	1:51.280	34.219	38.104	38.957	281.7	12:55.479
5	1:51.883	34.731	38.950	38.202	259.5	14:47.362
6	1:50.380	33.988	37.937	38.455	283.9	16:37.742
7	2:05.252 B	34.071	39.094	52.087	283.1	18:42.994
8	5:26.890	3:54.314	47.849	44.727	192.8	24:09.884
9	2:07.755	35.008	47.159	45.588	231.8	26:17.639
10	2:14.254 B	34.022	37.443	1:02.789	281.7	28:31.893
11	10:18.468	8:58.599	39.016	40.853	206.3	38:50.361
12	1:50.350	33.912	38.050	38.388	281.7	40:40.711

229 PINETTI						
PINETTI MOTORSPORT FERRARI 488 CHALLENGE						
1	24:33.696	...	47.799	44.884	151.2	24:33.696
2	2:02.106	38.465	42.925	40.716	234.3	26:35.802
3	2:30.079 B	35.260	50.876	1:03.943	265.2	29:05.881
4	9:53.699	8:31.880	40.887	40.932	198.0	38:59.580
5	1:55.191	34.570	40.193	40.428	276.6	40:54.771

280 ALLSPORTS 28						
ALLSPORTS AUDI R8 GT3 LMS						
1	12:34.452	...	46.922	44.398	143.8	12:34.452
2	2:04.412	39.190	43.273	41.949	243.8	14:38.864
3	2:10.610 B	37.391	41.319	51.900	258.9	16:49.474
4	3:46.317	2:14.600	48.305	43.412	135.2	20:35.791
5	2:00.115	37.321	41.654	41.140	251.7	22:35.906
6	1:59.509	37.208	41.065	41.236	250.5	24:35.415
7	2:18.064	37.801	49.889	50.374	215.3	26:53.479
8	2:46.124 B	45.428	56.341	1:04.355	177.4	29:39.603

333 ASR33						
AUTO SPORT RACING LAMBORGHINI SUPER TROFEO EVO2						
1	7:49.923	6:32.953	38.437	38.533	211.1	7:49.923
2	1:49.396	34.521	37.075	37.800	270.4	9:39.319
3	1:54.958	34.978	39.042	40.938	274.5	11:34.277
4	1:48.588	34.224	37.020	37.344	275.2	13:22.865
5	1:50.156	33.958	38.630	37.568	276.6	15:13.021
6	1:47.290	33.990	36.444	36.856	276.6	17:00.311
7	1:49.503	34.225	38.056	37.222	273.9	18:49.814





Curbstone Track Events

Monza, 23-24.09.2024

SESSION RACE 11

Sector Analysis

— Invalidated Lap ■ Personal Best ■ Session Best B Crossing the pit lane

Lap	Time	Sector 1	Sector 2	Sector 3	T.Sp	Elapsed	Lap	Time	Sector 1	Sector 2	Sector 3	T.Sp	Elapsed
8	2:08.061 B	33.866	45.087	49.108	274.5	20:57.875							
9	4:15.935	2:46.654	44.410	44.871	211.1	25:13.810							
10	1:47.958	34.198	37.048	36.712	271.1	27:01.768							
11	2:39.409 B	37.827	56.793	1:04.789	273.2	29:41.177							

551 EBI MOTORS 51

EBIMOTORS PORSCHE 992 GT3 CUP

1	5:29.313	4:03.095	43.208	43.010	168.8	5:29.313
2	2:09.125	37.759	39.660	51.706	207.5	7:38.438
3	2:04.824	35.854	46.568	42.402	221.9	9:43.262
4	1:54.317	34.969	39.775	39.573	260.7	11:37.579
5	1:59.465	42.107	38.798	38.560	225.6	13:37.044
6	1:51.757	34.444	38.970	38.343	266.5	15:28.801
7	1:50.988	34.647	37.914	38.427	271.1	17:19.789
8	1:53.395	36.437	38.375	38.583	225.6	19:13.184
9	1:51.074	34.837	38.053	38.184	273.9	21:04.258
10	1:51.352	34.948	38.261	38.143	272.5	22:55.610
11	1:51.402	34.676	38.274	38.452	275.2	24:47.012
12	1:53.484	34.627	39.923	38.934	275.2	26:40.496
13	2:19.420 B	34.730	44.597	1:00.093	275.2	28:59.916
14	9:38.590	8:19.734	39.884	38.972	203.6	38:38.506
15	1:49.997	34.487	37.581	37.929	270.4	40:28.503

552 EBI MOTORS 52

EBIMOTORS PORSCHE 991 GT3 CUP

1	5:33.306	4:03.786	45.717	43.803	159.4	5:33.306
2	1:58.778	37.608	40.971	40.199	220.5	7:32.084
3	1:53.192	35.194	38.981	39.017	259.5	9:25.276
4	1:51.299	35.034	38.193	38.072	263.9	11:16.575
5	1:50.119	34.608	37.551	37.960	272.5	13:06.694
6	2:02.004 B	34.537	37.985	49.482	273.9	15:08.698
7	6:38.035	5:17.357	39.880	40.798	174.8	21:46.733
8	1:52.422	34.903	39.104	38.415	268.4	23:39.155
9	1:51.356	34.674	38.305	38.377	261.3	25:30.511
10	2:01.902	43.121	40.534	38.247	255.2	27:32.413
11	2:53.049 B	44.908	55.803	1:12.338	164.2	30:25.462
12	8:16.077	6:58.457	38.886	38.734	184.0	38:41.539
13	1:50.900	34.771	37.845	38.284	262.0	40:32.439

