

Curbstone Track Events

Monza, 23-24.09.2024

SESSION RACE 12

Sector Analysis

— Invalidated Lap

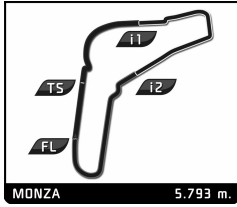

■ Personal Best

■ Session Best

■ Crossing the pit lane

Lap	Time	Sector 1	Sector 2	Sector 3	T.Sp	Elapsed	Lap	Time	Sector 1	Sector 2	Sector 3	T.Sp	Elapsed
3 ASR3 AUTO SPORT RACING LAMBORGHINI SUPER TROFEO EVO2							11	1:51.640	33.966	38.640	39.034	267.8	35:13.517
1	7:08.177	5:43.548	42.763	41.866	146.5	7:08.177	12	1:59.364	36.342	41.775	41.247	205.9	37:12.881
2	2:00.344	36.062	42.432	41.850	270.4	9:08.521	13	1:52.912	33.951	38.874	40.087	286.1	39:05.793
3	1:58.191	36.093	41.020	41.078	268.4	11:06.712	14	1:51.535	33.949	38.374	39.212	257.6	40:57.328
4	1:55.729	35.239	40.215	40.275	271.1	13:02.441	15	2:06.205 B	34.722	38.873	52.610	242.1	43:03.533
5	1:57.234	35.600	41.442	40.192	273.2	14:59.675							
6	2:25.493 B	36.832	41.880	1:06.781	260.1	17:25.168							
7	9:35.423	8:10.906	41.290	43.227	165.7	27:00.591							
8	1:56.095	35.848	40.113	40.134	252.8	28:56.686							
9	1:55.150	35.271	39.920	39.959	276.6	30:51.836							
10	1:56.913	35.463	40.426	41.024	271.8	32:48.749							
11	1:57.190	35.335	40.914	40.941	270.4	34:45.939							
12	1:53.836	35.108	39.134	39.594	270.4	36:39.775							
13	1:53.949	34.873	39.277	39.799	280.9	38:33.724							
14	1:53.046	34.723	39.434	38.889	279.5	40:26.770							
15	2:27.801 B	39.281	45.979	1:02.541	199.5	42:54.571							
011 OMBRA 11 OMBRA RACING PORSCHE 992 GT3 CUP							11	1:51.640	33.966	38.640	39.034	267.8	35:13.517
1	7:35.476	6:06.637	44.818	44.021	139.4	7:35.476	12	1:51.927	33.914	36.757	41.256	274.5	6:26.058
2	2:00.376	39.751	40.599	40.026	197.3	9:35.852	13	1:46.009	33.632	36.151	36.226	276.6	8:12.067
3	1:50.432	34.818	37.716	37.898	258.9	11:26.284	14	1:45.676	33.553	35.917	36.206	277.3	9:57.743
4	1:49.664	34.585	37.627	37.452	267.8	13:15.948	15	1:52.822 B	33.625	36.048	43.149	278.8	11:50.565
5	1:49.143	34.399	37.199	37.545	278.1	15:05.091	16	2:49.338	1:36.713	36.344	36.281	214.9	14:39.903
6	2:08.539 B	34.537	38.155	55.847	275.2	17:13.630	17	1:47.100	33.590	35.980	37.530	279.5	16:27.003
7	10:10.332	8:41.354	45.791	43.187	156.0	27:23.962	18	2:07.018 B	34.266	42.183	50.569	277.3	18:34.021
8	1:58.646	38.659	40.429	39.558	214.0	29:22.608	19	8:47.428	7:33.154	37.544	36.730	212.8	27:21.449
9	1:49.878	34.807	37.414	37.657	259.5	31:12.486	10	1:50.502	33.811	36.406	40.285	273.2	29:11.951
10	1:48.861	34.437	37.100	37.324	274.5	33:01.347	11	1:45.593	33.484	35.981	36.128	275.9	30:57.544
11	1:57.170	35.855	41.301	40.014	267.8	34:58.517	12	1:45.661	33.555	36.137	35.969	278.1	32:43.205
12	1:53.270	34.579	39.230	39.461	275.9	36:51.787	13	1:45.149	33.608	35.645	35.896	275.2	34:28.354
13	1:56.257 B	34.613	37.282	44.362	271.8	38:48.044	14	1:45.069	33.737	35.609	35.723	277.3	36:13.423
11 ROSSOCORSA 11 ROSSOCORSA FERRARI 488 CHALLENGE							15	1:44.782	33.417	35.544	35.821	279.5	37:58.205
1	4:58.373	3:34.532	42.576	41.265	139.0	4:58.373	16	1:52.523 B	33.516	36.468	42.539	278.1	39:50.728
2	1:53.766	35.253	39.064	39.449	265.8	6:52.139	17	2:46.590	1:33.075	36.593	36.922	215.3	42:37.318
3	1:52.603	34.500	39.043	39.060	281.7	8:44.742	18	1:45.367	33.460	35.937	35.970	278.1	44:22.685
4	1:52.886	34.881	39.046	38.959	276.6	10:37.628	19	2:09.691 B	33.487	40.104	56.100	276.6	46:32.376
5	1:52.352	34.624	38.496	39.232	279.5	12:29.980							
6	1:52.425	34.520	38.521	39.384	278.1	14:22.405							
7	2:37.944 B	44.187	50.466	1:03.291	200.6	17:00.349							
13 ESTEVE SRO RACE CENTRE MERCEDES AMG GT2 PRO							5	1:53.701	35.051	39.034	39.616	280.9	12:19.574
1	6:39.592	5:01.816	50.968	46.808	177.1	6:39.592	5	2:07.957 B	35.400	41.437	51.120	278.8	14:27.531
2	2:03.734	38.866	43.025	41.843	225.6	8:43.326							
3	2:11.645	42.236	44.372	45.037	247.1	10:54.971							
4	1:57.034	35.363	39.821	41.850	257.6	12:52.005							
5	1:56.693	35.863	39.696	41.134	235.3	14:48.698							
6	2:14.289 B	34.958	39.631	59.700	247.7	17:02.987							
7	10:36.979	9:14.622	40.485	41.872	200.2	27:39.966							
8	1:55.107	34.617	39.373	41.117	249.4	29:35.073							
9	1:53.883	34.410	39.110	40.363	251.7	31:28.956							
10	1:52.921	34.078	38.789	40.054	273.2	33:21.877							
32 HC RACING HUGE COMPETITION LAMBORGHINI SUPER TROFEO EVO 2							5	1:51.026	34.426	38.279	38.321	281.7	12:09.881
1	4:42.370	3:21.634	41.757	38.979	109.2	4:42.370	6	1:51.133	34.610	38.222	38.301	280.9	14:01.014
2	1:53.512	34.803	38.129	40.580	277.3	6:35.882	7	9:28.168 B	34.403	38.031	8:15.734	280.2	23:29.182
3	1:51.267	34.569	38.381	38.317	278.1	8:27.149							
4	1:51.706	34.293	38.045	39.368	279.5	10:18.855							
5	1:51.026	34.426	38.279	38.321	281.7	12:09.881							
6	1:51.133	34.610	38.222	38.301	280.9	14:01.014							
7	9:28.168 B	34.403	38.031	8:15.734	280.2	23:29.182							
033 OMBRA 33 OMBRA RACING PORSCHE 992 GT3 CUP							5	1:51.026	34.426	38.279	38.321	281.7	12:09.881
1	5:49.482	4:15.548	48.148	45.786	176.2	5:49.482	6	1:56.432	36.176	39.489	40.767	272.5	15:40.406
2	2:03.275	37.539	43.272	42.464	227.9	7:52.757	7	2:10.369 B	35.409	39.346	55.614	265.8	17:50.775
3	1:56.657	36.222	40.309	40.126	248.8	9:49.414	8	9:09.269	7:27.831	50.601	50.837	148.1	27:00.044
4	1:59.137	37.688	40.268	41.181	257.0	11:48.551	9	2:06.563	41.312	42.608	42.643	190.7	29:06.607
5	1:55.423	35.811	39.671	39.941	261.3	13:43.974							
6	1:56.432	36.176	39.489	40.767	272.5	15:40.406							
7	2:10.369 B	35.409	39.346	55.614	265.8	17:50.775							
8	9:09.269	7:27.831	50.601	50.837	148.1	27:00.044							
9	2:06.563	41.312	42.608	42.643	190.7	29:06.607							





Curbstone Track Events

Monza, 23-24.09.2024

SESSION RACE 12

Sector Analysis

— Invalidated Lap

■ Personal Best

■ Session Best

■ Crossing the pit lane

Lap	Time	Sector 1	Sector 2	Sector 3	T.Sp	Elapsed	Lap	Time	Sector 1	Sector 2	Sector 3	T.Sp	Elapsed
10	1:58.327	36.128	40.588	41.611	238.4	31:04.934	4	9:21.281	8:05.673	38.020	37.588	168.3	26:25.740
11	1:55.102	35.790	39.369	39.943	251.1	33:00.036	5	1:47.515	33.662	36.870	36.983	256.4	28:13.255
12	1:53.972	35.073	39.216	39.683	269.1	34:54.008	6	2:03.293B	33.561	39.718	50.014	262.0	30:16.548
13	1:53.950	35.239	39.022	39.689	266.5	36:47.958	7	4:24.994	3:08.981	38.675	37.338	226.0	34:41.542
14	1:53.304	35.132	38.786	39.386	271.1	38:41.262	8	1:47.189	33.407	36.661	37.121	267.1	36:28.731
15	1:53.322	35.051	38.822	39.449	269.8	40:34.584	9	2:14.830B	37.321	45.844	51.665	276.6	38:43.561
16	1:53.212	34.944	38.699	39.569	273.9	42:27.796							
17	1:54.541	35.792	39.076	39.673	274.5	44:22.337							
18	2:17.742B	37.526	39.646	1:00.570	212.3	46:40.079							

35 MALUCELLI RACING						
MALUCELLI RACING						
PORSCHE 992 CUP						
1	4:49.839	3:20.661	46.534	42.644	105.7	4:49.839
2	1:56.435	36.497	40.372	39.566	213.6	6:46.274
3	1:52.382	35.186	38.378	38.818	243.2	8:38.656
4	1:51.283	34.924	37.975	38.384	256.4	10:29.939
5	1:51.034	35.046	37.750	38.238	252.3	12:20.973
6	1:52.305	34.852	39.192	38.261	252.3	14:13.278
7	1:51.527	35.061	38.049	38.417	258.2	16:04.805
8	2:06.441B	34.831	39.082	52.528	258.2	18:11.246
9	8:32.030	7:09.386	41.456	41.188	204.4	26:43.276
10	1:50.815	35.007	37.760	38.048	248.8	28:34.091
11	1:53.222	34.832	37.605	40.785	257.0	30:27.313
12	1:52.169	36.067	37.885	38.217	260.1	32:19.482
13	1:50.468	34.931	37.511	38.026	255.8	34:09.950
14	1:50.813	34.889	37.727	38.197	259.5	36:00.763
15	1:50.481	34.778	37.584	38.119	264.5	37:51.244
16	1:50.222	34.709	37.590	37.923	265.2	39:41.466
17	1:49.761	34.551	37.419	37.791	268.4	41:31.227
18	1:50.111	34.618	37.526	37.967	271.8	43:21.338
19	2:00.156B	34.650	38.351	47.155	266.5	45:21.494

36 MM SUPERTROFEO EVO2						
MM MOTORSPORT						
LAMBORGHINI HURACAN SUPERTROFEO EVO2						
1	7:47.220	6:12.104	49.816	45.300	169.3	7:47.220
2	1:52.973	35.485	38.737	38.751	273.9	9:40.193
3	1:51.297	34.850	38.194	38.253	275.9	11:31.490
4	1:50.397	34.628	37.879	37.890	277.3	13:21.887
5	2:01.643	34.495	46.549	40.599	277.3	15:23.530
6	2:08.352B	34.635	37.866	55.851	275.2	17:31.882
7	8:59.240	7:37.713	40.738	40.789	136.6	26:31.122
8	1:51.458	35.000	38.457	38.001	274.5	28:22.580
9	1:54.685	37.627	39.044	38.014	275.2	30:17.265
10	1:50.322	34.764	37.869	37.689	277.3	32:07.587
11	1:49.578	34.451	37.489	37.638	278.1	33:57.165
12	2:08.039	34.586	41.378	52.075	278.1	36:05.204
13	1:49.846	34.666	37.672	37.508	277.3	37:55.050
14	2:09.039	35.768	45.310	47.961	277.3	40:04.089
15	1:50.163	34.785	37.648	37.730	276.6	41:54.252
16	1:49.393	34.486	37.545	37.362	278.8	43:43.645
17	2:25.704B	34.576	44.965	1:06.163	277.3	46:09.349

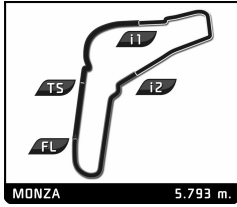

39 AMG TS						
MERCEDES-AMG						
MERCEDES AMG TRACK SERIES						
1	13:11.858	...	38.250	37.749	222.8	13:11.858
2	1:48.289	33.824	37.040	37.425	260.1	15:00.147
3	2:04.312B	33.463	36.934	53.915	271.1	17:04.459

55 NOVA RACE 55						
NOVA RACE EVENTS						
HONDA NSX GT3						
1	6:19.774	5:06.437	36.654	36.683	213.6	6:19.774
2	1:46.848	34.091	36.446	36.311	278.1	8:06.622
3	1:45.685	33.713	35.963	36.009	278.1	9:52.307
4	1:50.311	33.866	35.905	40.540	279.5	11:42.618
5	1:45.761	33.904	35.807	36.050	277.3	13:28.379
6	1:45.549	33.613	36.071	35.865	278.8	15:13.928
7	2:13.071B	33.602	39.510	59.959	278.8	17:26.999
8	9:23.379	8:08.006	37.165	38.208	214.4	26:50.378
9	1:51.385	33.970	36.080	41.335	275.9	28:41.763
10	1:46.352	33.787	36.203	36.362	278.1	30:28.115
11	1:45.642	33.772	35.984	35.886	279.5	32:13.757
12	2:06.273B	33.630	36.126	56.517	280.2	34:20.030
13	3:43.320	2:29.855	36.733	36.732	138.7	38:03.350
14	1:46.842	34.064	36.423	36.355	275.2	39:50.192
15	1:46.490	34.111	36.251	36.128	275.2	41:36.682
16	1:47.088	34.081	36.587	36.420	277.3	43:23.770
17	1:46.380	33.884	36.285	36.211	275.2	45:10.150

63 IRON LYNX 63						
IRON LYNX						
LAMBORGHINI GT3 EVO						
1	6:17.146	5:01.653	37.738	37.755	210.3	6:17.146
2	1:46.897	33.965	36.021	36.911	273.2	8:04.043
3	1:46.116	33.892	35.859	36.365	274.5	9:50.159
4	1:55.932	34.282	36.170	45.480	277.3	11:46.091
5	1:45.919	33.906	35.760	36.253	275.9	13:32.010
6	1:55.157B	33.799	36.725	44.633	275.9	15:27.167
7	12:32.783	...	38.264	37.630	211.5	27:59.950
8	1:49.644	34.077	36.375	39.192	273.9	29:49.594
9	1:46.759	33.973	36.271	36.515	275.9	31:36.353
10	1:48.172	34.085	36.731	37.356	278.1	33:24.525
11	1:56.667B	34.167	37.258	45.242	275.9	35:21.192

70 ROSSOCORSA 70						
ROSSOCORSA						
FERRARI 488 CHALLENGE						
1	5:00.551	3:28.313	48.240	43.998	115.8	5:00.551
2	1:56.903	36.393	40.706	39.804	228.9	6:57.454
3	1:52.515	34.269	39.531	38.715	280.9	8:49.969
4	1:51.949	34.498	38.627	38.824	278.1	10:41.918
5	1:52.239	34.110	38.907	39.222	282.4	12:34.157
6	1:51.243	34.003	38.490	38.750	282.4	14:25.400
7	2:15.886B	35.336	41.132	59.418	243.8	16:41.286
8	10:52.521	9:21.489	48.456	42.576	174.2	27:33.807
9	1:52.985	34.101	39.353	39.531	278.8	29:26.792
10	1:52.664	34.066	38.927	39.671	280.9	31:19.456
11	1:51.935	34.276	39.123	38.536	280.9	33:11.391
12	1:52.554	34.211	38.952	39.391	280.2	35:03.945
13	1:51.070	34.524	38.343	38.203	278.1	36:55.015
14	2:02.786B	34.285	38.492	50.009	277.3	38:57.801





Curbstone Track Events

Monza, 23-24.09.2024

SESSION RACE 12

Sector Analysis

— Invalidated Lap

■ Personal Best

■ Session Best

■ Crossing the pit lane

Lap	Time	Sector 1	Sector 2	Sector 3	T.Sp	Elapsed
74	ROSSOCORSA 74					
ROSSOCORSA						FERRARI 296 GT3
1	4:54.053	3:32.650	39.925	41.478	140.6	4:54.053
2	1:48.519	34.935	36.861	36.723	276.6	6:42.572
3	1:47.772	34.133	36.789	36.850	278.1	8:30.344
4	1:47.154	34.292	36.496	36.366	277.3	10:17.498
5	1:46.882	34.262	36.208	36.412	277.3	12:04.380
6	1:47.209	34.105	36.566	36.538	278.1	13:51.589
7	1:52.382B	34.115	36.099	42.168	277.3	15:43.971
8	14:54.162B	...	44.758	53.217	196.2	30:38.133

Lap	Time	Sector 1	Sector 2	Sector 3	T.Sp	Elapsed
77	NOVA RACE 77					
NOVA RACE EVENTS						HONDA NSX GT3
1	5:20.634	3:46.894	38.807	54.933	209.9	5:20.634
2	1:52.271	35.204	38.419	38.648	273.2	7:12.905
3	1:50.656	34.144	39.106	37.406	275.2	9:03.561
4	1:48.041	34.180	36.775	37.086	274.5	10:51.602
5	1:48.277	34.400	36.895	36.982	276.6	12:39.879
6	1:48.580	34.288	36.799	37.493	276.6	14:28.459
7	1:49.450	34.134	37.692	37.624	277.3	16:17.909
8	2:01.830B	34.185	37.442	50.203	274.5	18:19.739
9	9:06.071	7:50.730	37.865	37.476	212.8	27:25.810
10	1:48.098	34.226	36.701	37.171	273.2	29:13.908
11	1:49.106	34.581	36.733	37.792	275.9	31:03.014
12	1:48.090	34.170	37.002	36.918	275.2	32:51.104
13	1:49.785	34.215	38.718	36.852	277.3	34:40.889
14	2:15.697B	35.477	45.524	54.696	260.1	36:56.586

Lap	Time	Sector 1	Sector 2	Sector 3	T.Sp	Elapsed
82	MM TCR					
MM MOTORSPORT						HONDA CIVIC TCR
1	7:29.592	6:06.183	42.214	41.195	177.1	7:29.592
2	1:56.942	37.169	39.573	40.200	254.0	9:26.534
3	1:56.168	36.864	39.540	39.764	259.5	11:22.702
4	1:55.998	37.047	39.257	39.694	255.8	13:18.700
5	2:47.118B	36.874	51.905	1:18.339	258.9	16:05.818

Lap	Time	Sector 1	Sector 2	Sector 3	T.Sp	Elapsed
95	VSR 95					
VSR - VINCENZO SOSPIRI RACING						LAMBORGHINI SUPER TROFEO
1	4:37.511	3:18.455	39.234	39.822	119.6	4:37.511
2	1:52.982	34.886	38.502	39.594	276.6	6:30.493
3	1:50.821	34.885	37.718	38.218	278.1	8:21.314
4	1:50.325	34.499	37.796	38.030	278.8	10:11.639
5	1:50.244	34.521	37.860	37.863	278.8	12:01.883
6	1:59.653B	34.753	39.370	45.530	278.8	14:01.536
7	12:39.750	...	39.204	38.572	210.3	26:41.286
8	1:49.979	34.581	37.687	37.711	276.6	28:31.265
9	1:49.563	34.302	37.676	37.585	278.1	30:20.828
10	1:49.756	34.368	37.758	37.630	279.5	32:10.584
11	1:49.513	34.236	37.764	37.513	280.2	34:00.097
12	1:49.455	34.335	37.532	37.588	280.9	35:49.552
13	1:57.962B	34.342	38.139	45.481	279.5	37:47.514

Lap	Time	Sector 1	Sector 2	Sector 3	T.Sp	Elapsed
180	BEST LAP					
BEST LAP						FERRARI 488 CHALLENGE
1	5:39.359	4:19.675	40.340	39.344	214.0	5:39.359
2	1:52.680	34.205	39.445	39.030	280.2	7:32.039

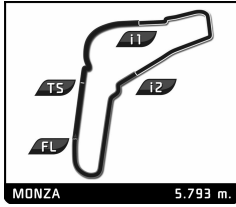

Lap	Time	Sector 1	Sector 2	Sector 3	T.Sp	Elapsed
3	1:51.490	34.229	37.488	39.773	281.7	9:23.529
4	1:50.078	33.990	37.868	38.220	282.4	11:13.607
5	1:57.038B	33.942	37.728	45.368	283.1	13:10.645
6	4:31.791B	2:59.549	39.805	52.437	214.0	17:42.436
7	8:41.173	7:23.572	38.997	38.604	151.6	26:23.609
8	1:49.061	33.954	37.460	37.647	280.9	28:12.670
9	2:00.018B	35.111	38.744	46.163	220.1	30:12.688
10	4:18.919	2:59.841	40.203	38.875	213.2	34:31.607
11	1:48.700	33.712	37.118	37.870	283.9	36:20.307
12	1:48.648	33.840	37.180	37.628	284.6	38:08.955
13	1:48.420	33.743	37.016	37.661	283.9	39:57.375
14	1:48.892	33.934	37.154	37.804	281.7	41:46.267
15	1:56.758B	33.949	37.196	45.613	280.2	43:43.025

Lap	Time	Sector 1	Sector 2	Sector 3	T.Sp	Elapsed
229	PINETTI					
PINETTI MOTORSPORT						FERRARI 488 CHALLENGE
1	4:58.981	3:22.689	48.689	47.603	120.1	4:58.981
2	2:01.028	35.604	40.087	45.337	268.4	7:00.009
3	1:54.452	35.377	39.363	39.712	273.9	8:54.461
4	1:54.110	35.176	39.002	39.932	270.4	10:48.571
5	1:54.570	35.003	39.384	40.183	266.5	12:43.141
6	1:54.572	35.129	38.793	40.650	260.7	14:37.713
7	2:29.904B	38.431	47.335	1:04.138	260.1	17:07.617
8	10:47.082	9:24.301	41.829	40.952	131.0	27:54.699
9	1:56.306	34.715	40.105	41.486	266.5	29:51.005
10	1:52.132	34.309	38.605	39.218	276.6	31:43.137
11	1:51.987	34.605	38.084	39.298	261.3	33:35.124
12	1:52.322	34.434	38.663	39.225	272.5	35:27.446
13	1:51.601	34.329	38.288	38.984	275.2	37:19.047
14	1:51.238	34.302	38.217	38.719	270.4	39:10.285
15	2:15.689B	34.318	42.709	58.662	273.2	41:25.974

Lap	Time	Sector 1	Sector 2	Sector 3	T.Sp	Elapsed
333	ASR33					
AUTO SPORT RACING						LAMBORGHINI SUPER TROFEO EVO2
1	5:42.578	4:23.958	38.625	39.995	211.1	5:42.578
2	1:52.940	34.837	38.460	39.643	273.2	7:35.518
3	1:51.030	34.586	37.329	39.115	274.5	9:26.548
4	1:49.644	34.493	37.352	37.799	273.9	11:16.192
5	1:48.865	34.442	37.112	37.311	275.2	13:05.057
6	1:52.279	34.522	39.278	38.479	274.5	14:57.336
7	2:13.643B	38.208	37.608	57.827	273.9	17:10.979
8	10:45.170	9:26.188	40.135	38.847	211.1	27:56.149
9	1:50.675	34.537	38.090	38.048	275.2	29:46.824
10	1:48.985	34.358	37.206	37.421	273.2	31:35.809
11	1:48.402	34.124	36.998	37.280	274.5	33:24.211
12	1:54.907	34.102	37.286	43.519	275.2	35:19.118
13	1:49.353	34.179	37.442	37.732	274.5	37:08.471
14	1:48.861	34.435	37.292	37.134	273.9	38:57.332
15	1:48.118	34.114	36.883	37.121	273.9	40:45.450
16	1:48.445	34.011	37.206	37.228	275.2	42:33.895
17	1:48.325	34.108	37.076	37.141	274.5	44:22.220
18	2:11.187B	36.683	39.565	54.939	272.5	46:33.407

Lap	Time	Sector 1	Sector 2	Sector 3	T.Sp	Elapsed
551	EBI MOTORS 51					
EBIMOTORS						PORSCHE 992 GT3 CUP
1	4:52.222	3:26.692	43.178	42.352	126.7	4:52.222
2	2:01.351	38.872	39.848	42.631	179.7	6:53.573





Curbstone Track Events

Monza, 23-24.09.2024

SESSION RACE 12

Sector Analysis

— Invalidated Lap ■ Personal Best ■ Session Best B Crossing the pit lane

Lap	Time	Sector 1	Sector 2	Sector 3	T.Spd	Elapsed	Lap	Time	Sector 1	Sector 2	Sector 3	T.Spd	Elapsed
3	1:53.922	36.067	38.773	39.082	225.6	8:47.495							
4	1:52.519	35.004	38.834	38.681	265.2	10:40.014							
5	1:57.034	38.773	39.281	38.980	275.2	12:37.048							
6	1:51.276	34.772	37.958	38.546	273.2	14:28.324							
7	1:54.640	36.127	38.453	40.060	216.1	16:22.964							
8	2:24.448 B	37.424	41.970	1:05.054	264.5	18:47.412							
9	7:29.574	6:11.450	38.941	39.183	205.5	26:16.986							
10	1:50.997	34.958	37.782	38.257	269.8	28:07.983							
11	1:51.623	34.731	38.002	38.890	275.9	29:59.606							
12	1:50.419	34.597	37.765	38.057	274.5	31:50.025							
13	1:50.909	34.525	38.190	38.194	277.3	33:40.934							
14	1:51.446	34.752	38.428	38.266	275.2	35:32.380							
15	1:58.935	34.490	43.587	40.858	275.9	37:31.315							
16	1:55.738	34.847	38.180	42.711	273.2	39:27.053							
17	1:51.476	34.546	37.708	39.222	275.2	41:18.529							
18	2:11.077 B	34.868	38.035	58.174	275.2	43:29.606							