

Professional Track Days


Monza, 13-14.10.2024

Free Practice 2 GT,TCR,PROTO

Sector Analysis

_ Invalidated Lap
 ■ Personal Best
 ■ Session Best
 ■ Crossing the pit lane

Lap	Time	Sector 1	Sector 2	Sector 3	T.Sp	Elapsed	Lap	Time	Sector 1	Sector 2	Sector 3	T.Sp	Elapsed
01 TEAM PAGANI													
PAGANI AUTOMOBILI							PAGANI						
1	6:14.810	5:00.844	36.374	37.592	213.6	6:14.810	16	1:49.858	34.379	37.165	38.314	271.8	46:51.843
2	1:40.462	30.559	35.123	34.780	311.5	7:55.272	17	1:49.015	34.492	36.981	37.542	271.8	48:40.858
3	1:38.924	30.398	34.102	34.424	312.4	9:34.196	18	1:50.334	34.574	38.200	37.560	272.5	50:31.192
4	1:41.791	30.584	35.786	35.421	315.1	11:15.987	19	1:56.646B	34.324	36.761	45.561	273.2	52:27.838
5	1:47.910B	30.391	33.993	43.526	317.0	13:03.897							
6	5:46.627	4:35.772	35.110	35.745	226.5	18:50.524							
7	1:38.606	30.299	34.251	34.056	317.0	20:29.130							
8	1:39.373	31.110	33.914	34.349	317.0	22:08.503							
9	2:06.546B	30.420	34.629	1:01.497	317.9	24:15.049							
10	12:02.609	...	35.072	35.269	208.3	36:17.658							
11	1:39.741	30.453	34.577	34.711	321.7	37:57.399							
12	1:38.919	30.495	34.286	34.138	306.3	39:36.318							
13	1:40.062	30.612	34.322	35.128	316.0	41:16.380							
14	1:49.561B	30.225	35.127	44.209	324.5	43:05.941							
15	8:00.496	6:50.192	35.932	34.372	208.3	51:06.437							
16	1:38.518	30.303	34.027	34.188	327.5	52:44.955							
17	2:05.970B	41.756	37.659	46.555	323.6	54:50.925							
03 SDG													
SCUDERIA DEL GIRASOLE							CUPRA LEON						
1	6:14.361	4:38.334	49.745	46.282	154.9	6:14.361							
2	2:23.352B	45.648	43.748	53.956	186.8	8:37.713							
3	4:54.448	3:27.466	44.845	42.137	177.4	13:32.161							
4	1:58.989	37.402	40.946	40.641	250.5	15:31.150							
5	1:58.248	37.722	40.205	40.321	250.5	17:29.398							
6	1:58.131	37.559	40.378	40.194	248.8	19:27.529							
7	2:17.546B	39.694	43.155	54.697	250.5	21:45.075							
8	14:31.696	...	45.306	45.805	145.0	36:16.771							
9	2:10.284	42.809	46.380	41.095	201.0	38:27.055							
10	1:57.838	37.310	40.221	40.307	251.7	40:24.893							
11	2:06.659	41.028	44.351	41.280	248.8	42:31.552							
12	2:02.115	37.635	42.712	41.768	249.4	44:33.667							
13	1:58.239	37.384	40.515	40.340	249.4	46:31.906							
14	2:18.079B	40.913	43.878	53.288	247.1	48:49.985							
15	5:20.706	3:54.898	44.064	41.744	112.0	54:10.691							
16	1:58.054	37.488	40.332	40.234	252.8	56:08.745							
08 KESSEL													
KESSEL RACING							FERRARI 296 GT3						
1	5:35.451	4:14.485	40.014	40.952	182.7	5:35.451							
2	1:53.979	35.226	38.743	40.010	269.8	7:29.430							
3	1:55.721	35.007	40.002	40.712	269.1	9:25.151							
4	1:54.336	34.933	39.436	39.967	269.8	11:19.487							
5	1:53.692	35.095	39.060	39.537	268.4	13:13.179							
6	1:53.074	35.163	38.298	39.613	271.8	15:06.253							
7	1:53.346	34.614	38.326	40.406	271.1	16:59.599							
8	1:53.668	36.223	38.481	38.964	271.8	18:53.267							
9	1:58.076B	35.206	38.341	44.529	271.8	20:51.343							
10	4:30.957B	2:36.405	51.236	1:03.316	159.2	25:22.300							
11	12:15.263	...	38.893	39.306	209.9	37:37.563							
12	1:50.586	34.703	37.507	38.376	271.1	39:28.149							
13	1:51.467	34.737	38.142	38.588	273.9	41:19.616							
14	1:52.291	34.998	38.920	38.373	273.9	43:11.907							
15	1:50.078	34.954	37.448	37.676	269.1	45:01.985							
012 COVINI G.													
BRC							HYUNDAI ELANTRA N						
1	6:02.062	4:29.269	49.121	43.672	139.9	6:02.062							
2	2:01.157	37.963	41.080	42.114	238.4	8:03.219							
3	1:57.875	37.778	39.833	40.264	248.2	10:01.094							
4	1:59.385	38.958	39.939	40.488	240.0	12:00.479							
5	1:57.201	37.645	39.568	39.988	244.3	13:57.680							
6	2:04.856B	37.738	39.469	47.649	250.5	16:02.536							
7	5:37.317	4:07.056	45.888	44.373	137.3	21:39.853							
8	1:59.396	37.854	40.576	40.966	248.2	23:39.249							
9	2:33.243B	48.356	46.785	58.102	158.5	26:12.492							
10	9:54.712	8:30.347	41.243	43.122	153.3	36:07.204							
11	1:59.814	38.126	41.738	39.950	248.2	38:07.018							
12	1:56.773	37.640	39.403	39.730	244.3	40:03.791							
13	1:56.846	37.560	39.565	39.721	250.5	42:00.637							
14	2:22.508B	46.924	45.781	49.803	185.2	44:23.145							
15	5:39.271	4:14.864	41.887	42.520	158.5	50:02.416							
16	1:57.077	37.601	39.566	39.910	249.9	51:59.493							
17	1:57.312	37.680	39.757	39.875	247.7	53:56.805							
18	1:56.731	37.459	39.504	39.768	251.1	55:53.536							
015 GALLSIN C.													
AVELON							WOLF GB08 RAIDEN						
1	19:55.505	...	44.916	43.249	144.8	19:55.505							
2	2:01.585	39.574	40.675	41.336	223.2	21:57.090							
3	2:25.905B	38.926	42.936	1:04.043	226.0	24:22.995							
4	12:54.852	...	47.589	42.087	180.0	37:17.847							



Professional Track Days

Monza, 13-14.10.2024

Free Practice 2 GT,TCR,PROTO

Sector Analysis

_ Invalidated Lap
 ■ Personal Best
 ■ Session Best
 ■ Crossing the pit lane

Lap	Time	Sector 1	Sector 2	Sector 3	T.Sp	Elapsed	Lap	Time	Sector 1	Sector 2	Sector 3	T.Sp	Elapsed
5	2:06.610	44.470	41.142	40.998	146.1	39:24.457	15	1:57.401	34.591	39.100	43.710	276.6	43:30.117
6	2:03.165	38.992	42.439	41.734	228.4	41:27.622	16	1:50.850	34.498	37.943	38.409	280.9	45:20.967
7	2:04.429	38.855	39.620	45.954	227.4	43:32.051	17	1:51.258	35.424	37.360	38.474	229.4	47:12.225
8	1:58.714	38.680	39.453	40.581	228.4	45:30.765	18	2:10.979B	37.202	42.964	50.813	281.7	49:23.204
9	1:58.490	38.709	39.216	40.565	227.4	47:29.255	19	3:47.774	2:28.877	39.385	39.512	202.5	53:10.978
10	1:57.461	38.418	39.094	39.949	227.9	49:26.716	20	1:52.290	34.873	38.848	38.569	264.5	55:03.268
11	1:56.707	38.482	38.607	39.618	228.4	51:23.423							
12	2:06.632B	39.715	38.915	48.002	163.2	53:30.055							

017 PMA17													
PMA MOTORSPORT		AUDI RS3 LMS											
1	6:15.530B	4:38.593	45.641	51.296	163.0	6:15.530							
2	4:15.954	2:53.672	41.559	40.723	192.8	10:31.484							
3	2:00.885	38.008	42.827	40.050	255.8	12:32.369							
4	1:56.521	37.073	39.504	39.944	256.4	14:28.890							
5	1:56.603	37.174	39.601	39.828	254.6	16:25.493							
6	1:56.855	37.006	39.872	39.977	255.2	18:22.348							
7	2:03.880B	37.318	39.494	47.068	252.8	20:26.228							
8	4:44.881B	2:47.554	49.260	1:08.067	184.3	25:11.109							
9	10:15.077	8:53.197	41.019	40.861	195.5	35:26.186							
10	1:56.428	36.980	39.727	39.721	248.2	37:22.614							
11	2:03.589B	37.146	39.584	46.859	259.5	39:26.203							
12	3:35.121	2:07.950	42.347	44.824	195.5	43:01.324							
13	1:55.643	36.917	39.242	39.484	254.6	44:56.967							
14	1:55.902	36.957	39.060	39.885	255.8	46:52.869							
15	2:04.078B	36.997	39.586	47.495	253.4	48:56.947							
16	5:12.560	3:52.575	39.743	40.242	122.3	54:09.507							
17	1:56.243	36.753	39.396	40.094	258.2	56:05.750							


024 DEODATI M.													
AVELON		WOLF GB08 RAIDEN											
1	37:34.777B	...	47.302	50.499	130.0	37:34.777							
2	3:41.186	2:17.341	41.963	41.882	163.5	41:15.963							
3	2:02.159	39.012	42.425	40.722	227.0	43:18.122							
4	1:59.705	38.716	40.161	40.828	227.0	45:17.827							
5	1:59.089	38.692	39.970	40.427	226.0	47:16.916							
6	1:59.316	38.506	39.661	41.149	227.4	49:16.232							
7	1:58.909	38.592	39.998	40.319	225.6	51:15.141							
8	1:58.772	38.918	39.686	40.168	227.0	53:13.913							
9	1:58.680	38.229	38.998	41.453	230.3	55:12.593							

027 RAM 27													
AF CORSE		FERRARI 488 CHALLENGE											
1	5:45.647	4:25.124	41.483	39.040	135.2	5:45.647							
2	1:50.693	34.362	38.080	38.251	281.7	7:36.340							
3	1:51.884	34.191	39.311	38.382	284.6	9:28.224							
4	1:51.477	34.265	38.125	39.087	283.9	11:19.701							
5	1:50.559	34.486	38.018	38.055	284.6	13:10.260							
6	1:51.767	34.319	38.107	39.341	280.2	15:02.027							
7	1:50.145	34.239	37.853	38.053	281.7	16:52.172							
8	1:57.935B	34.069	37.639	46.227	283.1	18:50.107							
9	3:18.260	2:02.112	38.058	38.090	216.1	22:08.367							
10	2:09.820B	33.994	37.561	58.265	283.9	24:18.187							
11	11:35.256	...	41.303	40.633	193.8	35:53.443							
12	1:54.225	34.919	38.641	40.665	275.9	37:47.668							
13	1:54.229	36.479	38.862	38.888	237.4	39:41.897							
14	1:50.819	34.416	37.929	38.474	278.1	41:32.716							

55 AF 55													
AF CORSE		FERRARI 296 GT3											
1	5:40.265	4:24.407	38.831	37.027	135.6	5:40.265							
2	1:50.944	34.069	36.554	40.321	273.9	7:31.209							
3	1:48.634	33.961	38.191	36.482	274.5	9:19.843							
4	1:46.667	34.207	36.172	36.288	274.5	11:06.510							
5	1:54.325B	33.916	37.557	42.852	275.9	13:00.835							
6	6:00.940	4:41.640	39.444	39.856	192.8	19:01.775							
7	1:51.774	34.595	38.560	38.619	274.5	20:53.549							
8	1:51.562	34.937	38.435	38.190	271.8	22:45.111							
9	2:47.561B	34.467	1:00.141	1:12.953	275.2	25:32.672							
10	11:14.247	9:56.323	38.628	39.296	200.6	36:46.919							
11	1:49.705	34.478	37.304	37.923	271.1	38:36.624							
12	1:49.674	34.411	37.401	37.862	274.5	40:26.298							
13	1:51.832	35.586	37.626	38.620	264.5	42:18.130							
14	1:50.959	34.538	37.942	38.479	276.6	44:09.089							
15	1:49.880	34.240	37.784	37.856	274.5	45:58.969							
16	1:49.318	34.214	37.501	37.603	274.5	47:48.287							
17	1:49.017	34.249	37.266	37.502	273.9	49:37.304							
18	1:48.346	34.161	36.953	37.232	274.5	51:25.650							
19	1:48.428	34.060	36.665	37.703	275.2	53:14.078							
20	1:49.545	34.376	37.515	37.654	275.9	55:03.623							

069 AP RACING													
AP RACING		LAMBORGHINI ST											
1	6:38.181	5:00.377	51.832	45.972	151.4	6:38.181							
2	2:09.087	39.929	45.364	43.794	241.1	8:47.268							
3	2:08.441	41.138	44.056	43.247	225.6	10:55.709							
4	2:06.288	37.894	44.995	43.399	251.7	13:01.997							
5	2:16.317B	37.304	42.168	56.845	271.8	15:18.314							
6	4:02.698	2:36.566	43.454	42.678	184.9	19:21.012							
7	2:04.149	39.071	42.151	42.927	243.2	21:25.161							
8	2:02.601	36.794	40.919	44.888	252.3	23:27.762							
9	2:42.320B	43.255	48.368	1:10.697	242.7	26:10.082							
10	13:44.170	...	43.987	43.107	174.2	39:54.252							
11	2:02.316	36.186	42.203	43.927	266.5	41:56.568							
12	2:00.187	36.131	41.591	42.465	277.3	43:56.755							
13	1:59.098	35.571	41.453	42.074	275.2	45:55.853							
14	1:59.821	36.197	41.659	41.965	276.6	47:55.674							
15	2:00.731	36.653	41.971	42.107	273.2	49:56.405							
16	2:23.949B	38.424	41.344	1:04.181	281.7	52:20.354							

76 LEY A.													
TARGET COMPETITION		HYUNDAI ELANTRA N											
1	6:23.967B	4:45.257	46.728	51.982	143.4	6:23.967							
2	4:26.658	3:04.157	41.251	41.250	148.5	10:50.625							
3	1:57.701	37.506	39.669	40.526	252.3	12:48.326							
4	1:56.780	37.255	39.232	40.293	251.7	14:45.106							
5	1:57.690	37.265	40.062	40.363	252.8	16:42.796							
6	1:56.477	37.160	39.285	40.032	252.8	18:39.273							



Professional Track Days

Monza, 13-14.10.2024

Free Practice 2 GT,TCR,PROTO

Sector Analysis

— Invalidated Lap ■ Personal Best ■ Session Best ■ Crossing the pit lane

Lap	Time	Sector 1	Sector 2	Sector 3	T.Sp	Elapsed	Lap	Time	Sector 1	Sector 2	Sector 3	T.Sp	Elapsed
7	1:56.663	37.322	39.326	40.015	252.8	20:35.936	3	1:56.831	37.180	39.652	39.999	253.4	9:51.866
8	12:35.787 B	39.880	1:07.664	...	253.4	33:11.723	4	2:25.110 B	39.339	49.284	56.487	252.8	12:16.976
9	16:52.875	...	43.053	41.508	152.1	50:04.598	5	4:26.612	3:02.800	43.383	40.429	145.0	16:43.588
10	1:56.855	37.462	39.451	39.942	252.8	52:01.453	6	1:56.810	37.420	39.609	39.781	254.6	18:40.398
11	1:56.308	37.317	39.190	39.801	255.2	53:57.761	7	1:56.040	37.148	39.392	39.500	243.2	20:36.438
12	2:05.792 B	37.224	39.714	48.854	254.0	56:03.553	8	1:57.442	37.750	39.664	40.028	213.2	22:33.880

81 REDUZZI D.						
TRICO WRT						
HYUNDAI ELANTRA N						
1	6:01.356	4:30.811	47.062	43.483	146.5	6:01.356
2	2:01.228	38.199	40.774	42.255	242.7	8:02.584
3	1:58.062	37.855	39.668	40.539	252.8	10:00.646
4	1:58.808	38.264	39.903	40.641	251.1	11:59.454
5	1:57.209	37.608	39.453	40.148	243.2	13:56.663
6	2:11.059 B	37.588	39.658	53.813	250.5	16:07.722
7	9:11.632 B	7:03.365	54.065	1:14.202	183.0	25:19.354
8	11:01.120	9:35.953	41.924	43.243	191.1	36:20.474
9	2:04.931	37.526	45.935	41.470	262.0	38:25.405
10	1:55.746	36.922	39.100	39.724	254.6	40:21.151
11	2:02.127	37.461	39.856	44.810	262.0	42:23.278
12	1:56.489	37.262	39.332	39.895	257.0	44:19.767
13	2:37.217 B	38.064	47.039	1:12.114	248.2	46:56.984

83 AF GT3						
AF CORSE						
FERRARI 296 GT3						
1	7:37.217 B	4:59.638	1:10.482	1:27.097	137.4	7:37.217
2	11:03.059	9:06.518	58.463	58.078	139.6	18:40.276
3	2:40.317	51.578	52.849	55.890	178.8	21:20.593
4	2:53.148 B	47.942	52.297	1:12.909	180.0	24:13.741
5	11:54.752	...	54.126	54.204	140.1	36:08.493
6	2:34.137	45.858	56.073	52.206	195.9	38:42.630
7	2:24.504	45.350	47.597	51.557	192.4	41:07.134
8	2:31.341	45.317	51.606	54.418	168.3	43:38.475
9	2:21.075	42.856	45.749	52.470	201.3	45:59.550
10	2:26.136	46.845	47.942	51.349	202.8	48:25.686
11	2:19.332	43.878	46.177	49.277	217.0	50:45.018
12	2:14.986	41.442	45.481	48.063	196.2	53:00.004
13	2:19.038	40.786	46.884	51.368	205.5	55:19.042

87 PARK J.						
TARGET COMPETITION						
HYUNDAI ELANTRA N						
1	6:10.028 B	4:33.620	45.438	50.970	150.0	6:10.028
2	4:19.745	2:56.976	41.800	40.969	186.8	10:29.773
3	1:57.305	37.570	39.676	40.059	248.2	12:27.078
4	2:10.014 B	37.441	39.029	53.544	249.9	14:37.092
5	6:50.517	5:25.667	42.736	42.114	120.7	21:27.609
6	1:58.087	38.027	39.685	40.375	246.0	23:25.696
7	2:21.723 B	37.643	39.534	1:04.546	248.2	25:47.419
8	10:36.287	9:13.382	41.157	41.748	187.4	36:23.706
9	2:00.409	37.430	41.731	41.248	251.1	38:24.115
10	1:56.652	37.499	39.190	39.963	251.1	40:20.767
11	2:07.939 B	39.315	40.549	48.075	251.1	42:28.706


90 PLANET 1						
PLANET MOTORSPORT						
AUDI RS3 LMS						
1	5:55.982	4:23.438	49.657	42.887	145.9	5:55.982
2	1:59.053	37.875	40.605	40.573	239.5	7:55.035

Lap	Time	Sector 1	Sector 2	Sector 3	T.Sp	Elapsed
3	1:56.831	37.180	39.652	39.999	253.4	9:51.866
4	2:25.110 B	39.339	49.284	56.487	252.8	12:16.976
5	4:26.612	3:02.800	43.383	40.429	145.0	16:43.588
6	1:56.810	37.420	39.609	39.781	254.6	18:40.398
7	1:56.040	37.148	39.392	39.500	243.2	20:36.438
8	1:57.442	37.750	39.664	40.028	213.2	22:33.880
9	2:32.092 B	37.461	41.351	1:13.280	235.8	25:05.972
10	11:18.362	9:57.556	40.458	40.348	195.2	36:24.334
11	1:57.251	37.001	40.398	39.852	236.3	38:21.585
12	1:56.522	37.040	39.750	39.732	252.8	40:18.107
13	1:55.706	36.931	39.138	39.637	248.8	42:13.813
14	2:00.780	37.008	40.145	43.627	248.2	44:14.593
15	2:59.852 B	49.351	58.350	1:12.151	247.1	47:14.445

97 PARK JS.						
TARGET COMPETITION						
HYUNDAI ELANTRA N						
1	6:30.070 B	4:43.696	51.441	54.933	172.3	6:30.070
2	4:27.946	2:50.145	44.964	52.837	190.4	10:58.016
3	1:57.968	38.191	39.725	40.052	251.7	12:55.984
4	1:56.528	37.426	38.949	40.153	251.7	14:52.512
5	2:19.943 B	41.895	47.992	50.056	197.0	17:12.455
6	3:38.006	2:14.148	42.626	41.232	192.1	20:50.461
7	1:59.610	37.552	40.779	41.279	251.7	22:50.071
8	2:44.548 B	37.368	54.434	1:12.746	252.8	25:34.619
9	16:32.871	...	46.868	45.966	164.2	42:07.490
10	1:56.925	37.505	39.226	40.194	250.5	44:04.415
11	1:56.707	37.533	39.321	39.853	251.1	46:01.122
12	2:03.501 B	37.825	39.039	46.637	242.7	48:04.623
13	4:00.507	2:24.062	45.193	51.252	191.4	52:05.130
14	1:55.579	37.426	38.698	39.455	251.7	54:00.709
15	1:56.009	37.107	38.812	40.090	252.8	55:56.718

139 PLANET 2						
PLANET MOTORSPORT						
AUDI RS3 LMS						
1	5:58.204	4:24.963	48.928	44.313	142.5	5:58.204
2	2:08.232	38.693	42.062	47.477	243.8	8:06.436
3	2:08.683 B	38.961	41.340	48.382	244.3	10:15.119
4	3:59.965	2:37.044	41.278	41.643	181.8	14:15.084
5	2:00.711	38.271	41.248	41.192	248.2	16:15.795
6	2:29.295 B	38.303	55.231	55.761	244.9	18:45.090
7	3:43.822	2:19.718	42.549	41.555	186.8	22:28.912
8	2:29.536 B	38.477	43.903	1:07.156	245.4	24:58.448
9	10:45.617	9:20.388	42.842	42.387	163.2	35:44.065
10	2:00.792	38.500	41.157	41.135	246.0	37:44.857
11	2:21.326 B	38.776	44.599	57.951	247.1	40:06.183
12	4:04.639	2:41.287	41.829	41.523	183.6	44:10.822
13	2:00.461	38.622	40.926	40.913	244.3	46:11.283
14	2:03.114	39.659	41.948	41.507	245.4	48:14.397
15	2:01.837	38.303	41.316	42.218	246.0	50:16.234
16	2:00.103	38.263	40.979	40.861	242.1	52:16.337
17	2:12.600 B	40.891	42.353	49.356	246.5	54:28.937

224 ZRS						
ZRS MOTORSPORT						
PORSCHE 992						
1	5:25.728	3:52.920	48.600	44.208	144.0	5:25.728
2	2:07.757	36.997	47.313	43.447	229.9	7:33.485
3	2:01.724	36.190	43.845	41.689	245.4	9:35.209



Professional Track Days

Monza, 13-14.10.2024

Free Practice 2 GT,TCR,PROTO

Sector Analysis

_ Invalidated Lap
 ■ Personal Best
 ■ Session Best
 B Crossing the pit lane

Lap	Time	Sector 1	Sector 2	Sector 3	T.Spd	Elapsed	Lap	Time	Sector 1	Sector 2	Sector 3	T.Spd	Elapsed
4	1:57.683	35.915	40.666	41.102	260.1	11:32.892							
5	1:55.828	35.483	40.155	40.190	265.2	13:28.720							
6	1:54.626	35.495	38.992	40.139	257.0	15:23.346							
7	1:54.921	35.241	39.269	40.411	269.1	17:18.267							
8	1:56.282	36.269	39.594	40.419	231.8	19:14.549							
9	1:56.963	35.298	39.015	42.650	257.0	21:11.512							
10	1:55.645	35.913	39.842	39.890	258.9	23:07.157							
11	2:32.385 B	35.928	51.560	1:04.897	251.7	25:39.542							
12	9:37.387	8:15.202	41.402	40.783	188.1	35:16.929							
13	1:55.062	35.829	39.201	40.032	236.9	37:11.991							
14	1:53.589	35.445	38.865	39.279	252.8	39:05.580							
15	2:03.734 B	35.772	38.925	49.037	220.5	41:09.314							
16	5:25.300	4:06.368	39.563	39.369	208.3	46:34.614							
17	1:52.489	35.264	38.561	38.664	267.8	48:27.103							
18	1:52.331	35.188	38.401	38.742	267.8	50:19.434							
19	1:52.225	35.259	38.490	38.476	274.5	52:11.659							
20	1:52.364	35.015	38.951	38.398	262.6	54:04.023							
21	1:52.078	34.808	38.666	38.604	274.5	55:56.101							