

Professional Track Days

Monza, 13-14.10.2024

Free Practice 3 GT,TCR,PROTO

Sector Analysis


_ Invalidated Lap

Personal Best

Session Best

Crossing the pit lane

Lap	Time	Sector 1	Sector 2	Sector 3	T.Sp	Elapsed	Lap	Time	Sector 1	Sector 2	Sector 3	T.Sp	Elapsed	
01	TEAM PAGANI							9	11:24.805	...	38.762	37.202	215.3	26:09.024
	PAGANI AUTOMOBILI						PAGANI	10	1:48.259	34.353	37.228	36.678	273.2	27:57.283
	1	12:07.765	...	51.420	47.859	157.6	11	1:47.090	34.086	36.420	36.584	274.5	29:44.373	
	2	1:44.333	33.378	36.156	34.799	231.8	12	1:59.839 B	34.100	36.162	49.577	275.9	31:44.212	
	3	10:52.936 B	30.659	7:43.884	2:38.393	287.6	13	7:23.169	6:08.230	37.744	37.195	175.6	39:07.381	
							14	1:47.283	34.082	36.566	36.635	275.9	40:54.664	
							15	1:46.891	34.026	36.388	36.477	276.6	42:41.555	
							16	1:46.984	34.063	36.577	36.344	278.1	44:28.539	
							17	1:45.859	33.782	36.040	36.037	276.6	46:14.398	
							18	1:52.340 B	33.849	36.371	42.120	278.1	48:06.738	
							19	3:51.647	2:38.460	36.792	36.395	216.1	51:58.385	
							20	1:47.796	34.270	36.974	36.552	276.6	53:46.181	
							21	2:24.967 B	33.696	45.783	1:05.488	277.3	56:11.148	
03	SDG													
	SCUDERIA DEL GIRASOLE						CUPRA LEON							
	1	10:42.688	8:58.030	55.047	49.611	116.3								
	2	2:16.627	45.473	47.138	44.016	178.8								
	3	2:20.493 B	40.439	43.697	56.357	186.8								
	4	11:46.114	...	44.337	42.499	111.4								
	5	1:59.407	37.493	41.106	40.808	249.9								
	6	2:19.868 B	37.385	40.665	1:01.818	251.1								
	7	9:35.144	8:07.934	44.581	42.629	184.6								
	8	1:58.048	37.246	40.228	40.574	251.7								
	9	1:58.495	37.967	40.086	40.442	251.7								
	10	2:07.286 B	37.303	40.257	49.726	251.1								
	11	6:18.241	4:52.989	43.401	41.851	157.1								
	12	2:28.780 B	37.252	43.828	1:07.700	249.4								
012	COVINI G.													
	BRC						HYUNDAI ELANTRA N							
	1	3:15.647 B	1:28.124	48.708	58.815	172.6								
	2	3:01.119 B	1:28.050	44.394	48.675	145.9								
	3	3:21.630	2:01.963	39.849	39.818	192.4								
	4	1:57.182	37.690	39.614	39.878	251.7								
	5	2:00.809	37.338	40.054	43.417	254.6								
	6	1:56.759	37.375	39.465	39.919	253.4								
	7	2:25.101 B	38.160	47.251	59.690	248.2								
	8	8:35.793	7:14.805	40.412	40.576	177.4								
	9	1:57.544	37.917	39.515	40.112	244.3								
	10	2:00.414	37.784	42.176	40.454	228.9								
	11	2:52.101 B	46.807	59.740	1:05.554	243.2								
	12	6:08.161	4:46.878	40.719	40.564	184.3								
	13	2:45.950 B	37.566	46.059	1:22.325	249.9								
	14	6:45.338	5:14.061	48.189	43.088	156.2								
	15	1:57.229	37.748	39.471	40.010	249.4								
	16	1:56.694	37.396	39.497	39.801	253.4								
	17	2:11.061 B	37.322	40.433	53.306	252.8								
08	KESSEL													
	KESSEL RACING						FERRARI 296 GT3							
	1	2:16.302	52.655	41.124	42.523	193.8								
	2	1:55.566	35.293	40.003	40.270	269.1								
	3	1:54.276	34.895	39.159	40.222	270.4								
	4	1:54.807	35.688	39.553	39.566	271.1								
	5	1:52.763	34.819	38.749	39.195	271.1								
	6	1:54.001	35.513	39.225	39.263	243.8								
	7	1:52.681	34.961	38.646	39.074	270.4								
	8	2:03.617 B	35.287	39.300	49.030	272.5								
	9	10:50.088	9:31.007	39.460	39.621	180.9								
	10	1:51.342	34.872	37.848	38.622	269.1								
	11	1:55.333	34.555	41.088	39.690	271.8								
	12	2:13.732 B	37.007	42.101	54.624	269.8								
	13	6:25.671	5:07.166	39.575	38.930	169.1								
	14	1:50.353	34.693	37.771	37.889	269.1								
	15	1:50.399	34.544	37.360	38.495	273.2								
	16	1:51.668	34.723	39.491	37.454	271.1								
	17	1:49.435	34.725	37.172	37.538	270.4								
	18	1:48.942	34.627	36.945	37.370	271.8								
	19	1:48.726	34.319	36.988	37.419	272.5								
	20	1:49.725	34.654	36.562	38.509	271.1								
	21	1:48.869	34.614	37.057	37.198	269.8								
	22	2:14.371 B	34.366	37.170	1:02.835	271.1								
8	CECCATO RACING													
	CECCATO RACING						BMW M4							
	1	2:05.725	46.470	39.218	40.037	202.1								
	2	1:49.570	34.945	37.200	37.425	265.8								
	3	1:47.154	34.171	36.317	36.666	274.5								
	4	1:46.536	33.948	36.088	36.500	275.2								
	5	1:48.367	33.983	38.027	36.357	275.2								
	6	1:46.980	33.907	36.726	36.347	274.5								
	7	1:45.992	33.865	36.034	36.093	276.6								
	8	1:53.895 B	33.738	36.751	43.406	275.9								
015	GALLSIN C.													
	AVELON						WOLF GB08 RAIDEN							
	1	4:00.627	2:28.503	46.360	45.764	160.4								
	2	2:01.891	40.637	40.299	40.955	186.5								
	3	1:57.542	38.662	38.838	40.042	229.9								
	4	1:58.911	39.865	39.034	40.012	221.9								
	5	1:56.678	38.313	38.693	39.672	230.8								
	6	1:55.918	37.889	38.406	39.623	231.8								
	7	1:55.716	37.807	38.514	39.395	232.8								
	8	2:43.266 B	43.143	53.236	1:06.887	198.0								
	9	8:46.951	7:23.904	41.668	41.379	173.1								
	10	1:56.922	38.331	38.660	39.931	229.9								
	11	2:15.978 B	37.898	38.511	59.569	231.3								
	12	8:42.998	7:17.084	45.004	40.910	184.6								
	13	1:56.603	38.007	38.755	39.841	230.3								
	14	1:55.827	37.786	38.402	39.639	231.3								
	15	1:55.408	37.810	38.063	39.535	230.3								
	16	1:55.528	37.784	38.088	39.656	230.3								
	17	1:55.404	37.834	38.052	39.518	230.8								
	18	1:55.346	37.663	38.126	39.557	230.8								
	19	2:10.732 B	40.284	40.118	50.330	186.2								



Professional Track Days


Monza, 13-14.10.2024

Free Practice 3 GT,TCR,PROTO

Sector Analysis

_ Invalidated Lap
 ■ Personal Best
 ■ Session Best
 ■ Crossing the pit lane

Lap	Time	Sector 1	Sector 2	Sector 3	T.Sp	Elapsed	Lap	Time	Sector 1	Sector 2	Sector 3	T.Sp	Elapsed		
017 PMA17															
PMA MOTORSPORT							AUDI RS3 LMS								
1	3:25.570	B	1:46.532	46.425	52.613	146.5	3:25.570	1	3:32.075	2:05.928	44.992	41.155	173.4	3:32.075	
2	4:11.241		2:47.501	42.848	40.892	111.4	7:36.811	2	1:56.847	37.017	40.651	39.179	179.1	5:28.922	
3	1:56.691		37.186	39.609	39.896	252.8	9:33.502	3	1:51.505	35.306	38.233	37.966	214.4	7:20.427	
4	1:56.684		36.970	39.645	40.069	256.4	11:30.186	4	1:49.647	34.774	37.381	37.492	260.1	9:10.074	
5	2:04.575	B	36.999	40.396	47.180	255.8	13:34.761	5	1:47.247	34.267	36.511	36.469	273.2	10:57.321	
6	4:14.337	B	2:26.117	46.856	1:01.364	194.8	17:49.098	6	1:46.246	33.915	36.049	36.282	275.2	12:43.567	
7	21:30.997		...	41.456	43.077	194.5	39:20.095	7	2:02.146	B	36.268	38.626	47.252	187.8	14:45.713
8	2:02.871		37.609	40.920	44.342	257.6	41:22.966	8	11:28.250		...	36.598	40.559	209.1	26:13.963
9	1:55.951		36.940	39.412	39.599	257.0	43:18.917	9	1:48.559		34.117	37.842	36.600	273.9	28:02.522
10	1:56.416		36.962	39.402	40.052	260.1	45:15.333	10	1:46.771		33.812	35.889	37.070	275.9	29:49.293
11	2:05.143	B	36.747	40.526	47.870	258.2	47:20.476	11	1:57.796	B	33.825	36.274	47.697	277.3	31:47.089
12	5:18.648		3:55.830	41.493	41.325	129.6	52:39.124	12	7:34.362		6:16.790	38.925	38.647	190.7	39:21.451
13	1:54.950		36.710	38.908	39.332	258.9	54:34.074	13	1:57.217		35.807	37.819	43.591	257.0	41:18.668
14	2:41.984	B	44.091	55.183	1:02.710	182.1	57:16.058	14	1:50.660		34.620	37.520	38.520	271.8	43:09.328
								15	1:49.338		34.221	37.420	37.697	274.5	44:58.666
								16	2:18.277	B	39.684	43.398	55.195	192.1	47:16.943
								17	5:49.681		4:30.015	40.414	39.252	175.6	53:06.624
								18	2:08.775	B	35.107	37.662	56.006	274.5	55:15.399
024 DEODATI M.															
AVELON							WOLF GB08 RAIDEN								
1	3:53.964		2:20.517	46.942	46.505	131.3	3:53.964								
2	2:00.472		39.229	40.399	40.844	225.6	5:54.436								
3	1:58.340		38.318	39.319	40.703	229.9	7:52.776								
4	1:58.722		38.504	39.778	40.440	228.9	9:51.498								
5	1:58.509		38.392	40.180	39.937	228.9	11:50.007								
6	1:57.657		38.156	39.480	40.021	230.3	13:47.664								
7	1:57.119		38.029	39.213	39.877	229.9	15:44.783								
8	2:28.502	B	42.849	51.304	54.349	229.4	18:13.285								
9	11:22.048		...	40.159	40.422	186.2	29:35.333								
10	6:29.957					222.3	36:05.290								
11	37.437	B					36:42.727								
069 AP RACING															
AP RACING							LAMBORGHINI ST								
1	5:04.899		3:20.810	52.795	51.294	113.6	5:04.899								
2	2:10.802		40.289	45.248	45.265	207.9	7:15.701								
3	2:10.196		41.511	44.672	44.013	265.2	9:25.897								
4	2:05.089		36.173	42.519	46.397	261.3	11:30.986								
5	2:07.905		37.433	43.870	46.602	237.4	13:38.891								
6	2:01.102		38.055	41.288	41.759	267.8	15:39.993								
7	2:48.051	B	46.506	56.114	1:05.431	267.8	18:28.044								
8	9:49.586		8:12.653	49.230	47.703	136.1	28:17.630								
9	2:14.421		39.968	46.340	48.113	223.2	30:32.051								
10	2:58.579	B	49.092	1:01.028	1:08.459	192.1	33:30.630								
11	6:53.561		5:16.191	50.318	47.052	160.1	40:24.191								
12	2:07.451		38.195	44.217	45.039	232.8	42:31.642								
13	2:07.948		38.920	45.176	43.852	243.8	44:39.590								
14	2:04.288		37.804	43.170	43.314	237.4	46:43.878								
15	2:04.357		38.569	43.109	42.679	259.5	48:48.235								
16	2:00.987			35.920	42.934	42.133	260.1	50:49.222							
17	2:00.547			36.922	42.033	41.592	275.2	52:49.769							
18	2:16.587	B	36.316	41.851	58.420	274.5	55:06.356								
027 RAM 27															
AF CORSE							FERRARI 488 CHALLENGE								
1	3:29.489		1:47.164	53.008	49.317	126.3	3:29.489								
2	2:04.857		37.728	44.206	42.923	197.7	5:34.346								
3	1:57.766		35.903	40.021	41.842	228.9	7:32.112								
4	2:00.264		35.203	38.899	46.162	242.7	9:32.376								
5	2:29.024		50.198	54.246	44.580	169.1	12:01.400								
6	2:02.103	B	35.142	38.824	48.137	262.6	14:03.503								
7	3:48.475	B	1:59.719	45.984	1:02.772	205.1	17:51.978								
8	8:32.651		7:12.552	40.106	39.993	195.2	26:24.629								
9	1:51.910		34.244	38.306	39.360	276.6	28:16.539								
10	1:50.614		34.260	38.165	38.189	281.7	30:07.153								
11	2:08.832	B	34.511	40.457	53.864	279.5	32:15.985								
12	7:06.611		5:48.874	39.328	38.409	185.5	39:22.596								
13	1:58.237		35.186	38.594	44.457	241.1	41:20.833								
14	1:52.094		33.969	38.455	39.670	285.4	43:12.927								
15	1:58.236	B	33.649	37.775	46.812	288.4	45:11.163								
16	3:16.417		1:58.817	38.720	38.880	215.3	48:27.580								
17	1:48.978		33.864	37.605	37.509	283.1	50:16.558								
18	1:50.379		33.666	38.683	38.030	286.1	52:06.937								
19	1:49.516		33.722	37.940	37.854	286.1	53:56.453								
20	2:19.000	B	33.629	44.123	1:01.248	286.9	56:15.453								
067 PMA72															
PMA MOTORSPORT							AUDI RS3 LMS								
1	4:32.741		2:58.257	48.605	45.879	109.9	4:32.741								
2	2:14.932	B	42.103	42.248	50.581	183.6	6:47.673								
3	3:43.522		2:22.436	40.233	40.853	177.1	10:31.195								
4	1:57.181		37.429	39.706	40.046	248.8	12:28.376								
5	1:56.689			37.142	39.363	40.184	254.0	14:25.065							
6	2:10.729	B	37.160	40.683	52.886	254.6	16:35.794								
7	13:17.364		...	45.654	45.301	185.8	29:53.158								
8	2:21.567	B	38.023	43.251	1:00.293	248.2	32:14.725								
9	7:12.759		5:40.661	44.255	47.843	183.6	39:27.484								
10	2:03.715		37.662	41.964	44.089	254.0	41:31.199								
11	1:59.183		37.281	40.734	41.168	252.8	43:30.382								
12	1:58.726		37.446	40.472	40.808	238.4	45:29.108								
13	1:59.327		37.402	40.476	41.449	254.0	47:28.435								
14	2:07.098	B	37.417	40.274	49.407	232.3	49:35.533								
15	4:31.231		3:04.323	43.988	42.920	180.3	54:06.764								
055 AF 55															
AF CORSE							FERRARI 296 GT3								



Professional Track Days

Monza, 13-14.10.2024

Free Practice 3 GT,TCR,PROTO

Sector Analysis

_ Invalidated Lap

Personal Best

Session Best

Crossing the pit lane

Lap	Time	Sector 1	Sector 2	Sector 3	T.Sp	Elapsed
16	2:32.394 B	38.738	50.211	1:03.445	252.3	56:39.158

76 LEY A.						
TARGET COMPETITION						
HYUNDAI ELANTRA N						
1	5:03.102 B	3:23.878	47.906	51.318	150.4	5:03.102
2	4:26.467	3:04.177	41.304	40.986	142.3	9:29.569
3	1:58.737	37.181	39.437	42.119	253.4	11:28.306
4	1:56.914	37.193	39.508	40.213	254.0	13:25.220
5	2:14.761 B	37.261	39.242	58.258	252.8	15:39.981
6	25:07.829	...	42.140	41.498	168.0	40:47.810
7	1:59.306	37.289	41.715	40.302	252.8	42:47.116
8	1:59.503	37.172	41.776	40.555	254.6	44:46.619
9	2:11.503 B	37.584	41.376	52.543	251.1	46:58.122

81 REDUZZI D.						
TRICO WRT						
HYUNDAI ELANTRA N						
1	7:33.720 B	5:59.704	44.825	49.191	139.0	7:33.720
2	2:28.414 B	59.228	40.663	48.523	163.7	10:02.134
3	3:56.483	2:34.447	40.710	41.326	191.7	13:58.617
4	1:57.895	37.718	39.709	40.468	252.3	15:56.512
5	2:40.000 B	45.868	52.561	1:01.571	170.9	18:36.512
6	7:56.926	6:35.885	40.529	40.512	182.1	26:33.438
7	1:57.758	37.724	39.589	40.445	244.9	28:31.196
8	1:57.437	37.576	39.619	40.242	249.4	30:28.633
9	2:54.347 B	49.641	59.664	1:05.042	248.2	33:22.980
10	6:08.593	4:47.458	40.758	40.377	187.8	39:31.573
11	1:58.904	37.507	39.449	41.948	250.5	41:30.477
12	1:56.882	37.414	39.315	40.153	257.6	43:27.359
13	1:57.343	37.542	39.681	40.120	251.7	45:24.702
14	1:56.936	37.272	39.622	40.042	258.9	47:21.638
15	1:56.766	37.406	39.404	39.956	254.6	49:18.404
16	1:57.100	37.693	39.461	39.946	252.3	51:15.504
17	1:57.126	37.248	39.682	40.196	253.4	53:12.630
18	2:20.869 B	37.323	39.323	1:04.223	258.9	55:33.499


83 AF GT3						
AF CORSE						
FERRARI 296 GT3						
1	2:25.175	1:00.936	41.505	42.734	162.3	2:25.175
2	1:59.277	36.552	40.282	42.443	243.8	4:24.452
3	1:57.771	36.194	39.866	41.711	248.8	6:22.223
4	2:24.127	35.658	1:06.705	41.764	268.4	8:46.350
5	1:57.705	35.968	40.258	41.479	251.7	10:44.055
6	1:56.714	35.680	39.981	41.053	260.1	12:40.769
7	2:13.854 B	36.281	40.346	57.227	223.2	14:54.623
8	11:32.733	...	41.909	42.205	202.1	26:27.356
9	1:56.900	35.844	39.799	41.257	267.8	28:24.256
10	1:57.638	35.224	41.126	41.288	269.8	30:21.894
11	2:19.994 B	37.818	44.510	57.666	263.9	32:41.888
12	6:36.971	5:14.217	42.054	40.700	199.9	39:18.859
13	1:58.288	35.295	39.954	43.039	263.2	41:17.147
14	1:57.161	35.812	40.180	41.169	248.2	43:14.308
15	1:56.136	36.578	39.492	40.066	222.8	45:10.444
16	1:54.366	34.970	39.000	40.396	270.4	47:04.810
17	1:54.564	35.266	38.630	40.668	269.1	48:59.374
18	1:55.185	35.273	39.168	40.744	263.9	50:54.559
19	1:56.985	35.266	39.233	42.486	267.1	52:51.544
20	2:27.721 B	42.656	43.462	1:01.603	172.3	55:19.265

87 PARK J.						
TARGET COMPETITION						
HYUNDAI ELANTRA N						
1	27:07.478 B	...	42.144	47.789	95.4	27:07.478
2	4:34.283 B	2:50.592	40.783	1:02.908	187.8	31:41.761
3	7:58.771	6:34.020	40.571	44.180	189.7	39:40.532
4	1:56.420	37.238	39.243	39.939	251.7	41:36.952
5	2:07.771 B	37.286	42.984	47.501	252.8	43:44.723
6	4:46.916	3:11.858	43.967	51.091	159.6	48:31.639
7	1:56.209	37.330	39.139	39.740	249.4	50:27.848
8	1:55.878	37.064	39.009	39.805	250.5	52:23.726
9	2:10.456 B	37.628	39.184	53.644	248.8	54:34.182

90 PLANET 1						
PLANET MOTORSPORT						
AUDI RS3 LMS						
1	6:22.135	4:48.262	46.875	46.998	97.9	6:22.135
2	2:04.445	38.126	45.655	40.664	230.8	8:26.580
3	1:57.202	37.439	39.822	39.941	238.4	10:23.782
4	1:56.814	37.162	39.492	40.160	249.9	12:20.596
5	2:14.382 B	38.062	43.817	52.503	243.2	14:34.978
6	12:46.714	...	47.007	47.837	101.1	27:21.692
7	1:56.043	37.083	39.421	39.539	242.1	29:17.735
8	2:17.433 B	36.755	39.212	1:01.466	256.4	31:35.168
9	8:07.316	6:44.792	40.809	41.715	197.0	39:42.484
10	1:57.065	36.902	39.422	40.741	248.8	41:39.549
11	1:55.623	36.855	39.257	39.511	252.3	43:35.172
12	1:55.811	37.026	39.185	39.600	251.1	45:30.983
13	1:57.009	36.956	39.404	40.649	253.4	47:27.992
14	1:55.562	36.871	39.064	39.627	251.1	49:23.554
15	2:52.291 B	48.997	57.450	1:05.844	201.0	52:15.845

97 PARK JS.						
TARGET COMPETITION						
HYUNDAI ELANTRA N						
1	7:14.370 B	5:33.940	44.924	55.506	185.5	7:14.370
2	4:19.339	2:53.964	44.319	41.056	187.1	11:33.709
3	1:57.658	37.210	40.534	39.914	254.0	13:31.367
4	1:55.414	37.082	38.704	39.628	254.0	15:26.781
5	2:28.633 B	42.330	48.970	57.333	181.2	17:55.414
6	8:47.111	7:21.684	43.529	41.898	190.4	26:42.525
7	2:03.086	40.553	41.720	40.813	253.4	28:45.611
8	1:55.765	37.233	38.779	39.753	254.0	30:41.376
9	2:50.562 B	45.583	56.505	1:08.474	154.2	33:31.938
10	6:49.235	5:26.143	40.583	42.509	192.8	40:21.173
11	1:55.355	37.055	38.737	39.563	254.6	42:16.528
12	2:17.213 B	43.206	43.154	50.853	178.2	44:33.741
13	6:03.366	4:39.445	42.354	41.567	176.5	50:37.107
14	1:55.846	37.105	39.102	39.639	252.8	52:32.953
15	1:55.478	37.094	38.741	39.643	252.8	54:28.431
16	2:45.441 B	47.493	55.733	1:02.215	157.3	57:13.872

139 PLANET 2						
PLANET MOTORSPORT						
AUDI RS3 LMS						
1	3:00.883	1:22.985	50.459	47.439	167.0	3:00.883
2	2:02.527	39.455	41.741	41.331	226.0	5:03.410
3	2:00.811	38.534	41.122	41.155	246.5	7:04.221
4	2:20.015 B	39.392	45.048	55.575	229.4	9:24.236
5	5:32.905	4:03.378	45.562	43.965	134.1	14:57.141



Professional Track Days

Monza, 13-14.10.2024

Free Practice 3 GT,TCR,PROTO

Sector Analysis

— Invalidated Lap ■ Personal Best ■ Session Best B Crossing the pit lane

Lap	Time	Sector 1	Sector 2	Sector 3	T.Spd	Elapsed	Lap	Time	Sector 1	Sector 2	Sector 3	T.Spd	Elapsed
6	2:27.857 B	38.969	45.762	1:03.126	233.3	17:24.998							
7	9:22.977	7:57.903	42.873	42.201	179.1	26:47.975							
8	2:00.164	38.423	40.683	41.058	245.4	28:48.139							
9	2:08.974 B	37.300	42.477	49.197	247.7	30:57.113							
10	8:13.973	6:48.421	41.415	44.137	180.3	39:11.086							
11	2:00.141	38.567	40.486	41.088	246.0	41:11.227							
12	2:01.153	38.394	40.840	41.919	247.1	43:12.380							
13	2:00.800	38.467	41.229	41.104	248.2	45:13.180							
14	2:00.177	38.518	40.612	41.047	246.5	47:13.357							
15	2:00.157	38.433	40.669	41.055	244.3	49:13.514							
16	1:59.907	38.394	40.397	41.116	246.5	51:13.421							
17	2:16.034 B	38.377	42.141	55.516	241.6	53:29.455							

224 ZRS		ZRS MOTORSPORT											PORSCHE 992	
1	2:06.987	44.959	40.253	41.775	202.1	2:06.987								
2	1:54.044	35.543	39.223	39.278	265.8	4:01.031								
3	1:53.647	35.851	38.630	39.166	272.5	5:54.678								
4	1:53.284	35.201	38.528	39.555	271.8	7:47.962								
5	1:57.034	35.692	41.143	40.199	265.8	9:44.996								
6	1:54.748	36.012	39.175	39.561	263.9	11:39.744								
7	1:55.383	35.282	39.079	41.022	269.8	13:35.127								
8	1:52.987	35.249	38.599	39.139	269.1	15:28.114								
9	2:25.578 B	36.372	46.887	1:02.319	255.2	17:53.692								
10	8:28.037	7:09.096	39.444	39.497	203.2	26:21.729								
11	1:54.167	35.471	38.569	40.127	264.5	28:15.896								
12	1:53.727	35.584	38.362	39.781	266.5	30:09.623								
13	2:08.225 B	36.436	38.994	52.795	205.9	32:17.848								
14	6:57.430	5:38.582	40.205	38.643	196.6	39:15.278								
15	2:23.484	35.539	42.132	1:05.813	275.9	41:38.762								
16	1:52.083	35.180	38.689	38.214	265.8	43:30.845								
17	1:51.938	34.859	38.359	38.720	271.8	45:22.783								
18	1:54.392	34.966	40.595	38.831	270.4	47:17.175								
19	1:51.924	34.957	38.565	38.402	273.2	49:09.099								
20	1:51.477	34.970	38.037	38.470	273.2	51:00.576								
21	1:51.263	34.855	38.258	38.150	271.8	52:51.839								
22	2:37.364 B	43.775	47.517	1:06.072	200.6	55:29.203								