

# Professional Track Days


## Monza, 13-14.10.2024

### Free Practice 5 GT,TCR,PROTO

## Sector Analysis

\_ Invalidated Lap   
 ■ Personal Best   
 ■ Session Best   
 ■ Crossing the pit lane

Lap	Time	Sector 1	Sector 2	Sector 3	T.Sp	Elapsed	Lap	Time	Sector 1	Sector 2	Sector 3	T.Sp	Elapsed	
<b>01</b>	<b>TEAM PAGANI</b>							17	3:21.568	1:50.963	44.832	45.773	156.9	49:28.179
	PAGANI AUTOMOBILI						PAGANI	18	1:58.794	37.828	40.401	40.565	243.8	51:26.973
1	7:32.731	6:15.436	38.936	38.359	198.8	7:32.731	19	1:57.981	37.576	40.101	40.304	248.2	53:24.954	
2	1:39.131	30.854	34.114	34.163	325.5	9:11.862	20	1:57.790	37.481	39.833	40.476	252.3	55:22.744	
3	1:38.847	30.884	33.931	34.032	327.5	10:50.709	<b>8 CECCATO RACING</b>							
4	1:38.939	30.405	33.794	34.740	326.5	12:29.648		CECCATO RACING						BMW M4
5	1:38.573	30.500	33.620	34.453	322.6	14:08.221	1	3:14.733	1:54.416	42.062	38.255	141.2	3:14.733	
6	1:44.090	32.831	35.217	36.042	226.0	15:52.311	2	1:48.332	34.411	36.860	37.061	273.2	5:03.065	
7	<b>1:36.972</b>	<b>30.136</b>	<b>32.572</b>	34.264	326.5	17:29.283	3	1:46.945	34.226	36.328	<b>36.391</b>	273.9	6:50.010	
8	1:50.084 <b>B</b>	30.784	34.431	44.869	293.0	19:19.367	4	1:48.220	33.901	36.215	38.104	274.5	8:38.230	
9	33:01.559	...	35.322	34.141	199.5	52:20.926	5	1:47.032	34.194	36.146	36.692	275.2	10:25.262	
10	1:38.189	30.253	34.206	<b>33.730</b>	325.5	53:59.115	6	1:54.021 <b>B</b>	34.142	36.151	43.728	275.2	12:19.283	
11	1:38.764	30.849	34.012	33.903	327.5	55:37.879	7	3:13.109	1:58.490	37.316	37.303	193.1	15:32.392	
<b>4 SDG</b>							8	1:48.551	34.313	37.710	36.528	276.6	17:20.943	
	SCUDERIA DEL GIRASOLE						CUPRA LEON	9	1:47.427	33.997	36.160	37.270	274.5	19:08.370
1	3:40.589	2:11.974	44.488	44.127	146.5	3:40.589	10	1:47.101	<b>33.628</b>	36.715	36.758	273.9	20:55.471	
2	2:12.743 <b>B</b>	40.917	42.932	48.894	179.7	5:53.332	11	<b>1:46.925</b>	34.287	<b>36.022</b>	36.616	271.1	22:42.396	
3	6:06.171	4:42.073	42.422	41.676	148.9	11:59.503	12	1:56.435 <b>B</b>	35.390	36.856	44.189	275.9	24:38.831	
4	1:58.973	37.384	40.166	41.423	251.7	13:58.476	13	3:53.589	2:34.144	40.200	39.245	177.4	28:32.420	
5	1:58.737	37.454	40.534	40.749	252.8	15:57.213	14	1:49.442	34.611	36.978	37.853	271.8	30:21.862	
6	1:57.594	37.145	39.746	40.703	252.8	17:54.807	15	1:47.121	34.149	36.417	36.555	275.2	32:08.983	
7	2:07.372 <b>B</b>	37.283	41.148	48.941	251.7	20:02.179	16	1:48.045	34.408	36.727	36.910	275.9	33:57.028	
8	6:32.335	5:08.757	42.294	41.284	119.7	26:34.514	17	1:53.445 <b>B</b>	33.888	36.225	43.332	276.6	35:50.473	
9	1:59.069	37.265	40.832	40.972	251.1	28:33.583	18	3:55.606	2:38.627	38.686	38.293	215.3	39:46.079	
10	1:57.571	37.195	39.848	40.528	252.3	30:31.154	19	1:50.043	34.381	38.129	37.533	275.9	41:36.122	
11	1:56.950	37.311	39.565	40.074	250.5	32:28.104	20	1:48.970	34.474	37.426	37.070	275.9	43:25.092	
12	1:56.536	37.003	39.439	40.094	253.4	34:24.640	21	1:48.867	34.101	37.614	37.152	276.6	45:13.959	
13	1:55.989	36.991	<b>39.062</b>	39.936	255.2	36:20.629	22	1:48.353	34.058	37.457	36.838	275.9	47:02.312	
14	2:03.451 <b>B</b>	36.971	39.625	46.855	254.6	38:24.080	23	1:47.350	33.972	36.808	36.570	274.5	48:49.662	
15	5:44.116	4:18.625	41.857	43.634	153.8	44:08.196	24	1:47.118	34.008	36.671	36.439	275.2	50:36.780	
16	1:56.552	37.271	39.220	40.061	251.1	46:04.748	25	1:47.300	33.981	36.481	36.838	274.5	52:24.080	
17	1:56.121	<b>36.936</b>	39.342	39.843	251.1	48:00.869	26	2:09.921 <b>B</b>	35.744	38.379	55.798	248.2	54:34.001	
18	1:57.391	37.049	40.108	40.234	254.0	49:58.260	<b>10 PAOLINO F.</b>							
19	1:56.076	36.995	39.358	39.723	253.4	51:54.336		TARGET COMPETITION						HYUNDAI ELANTRA N
20	<b>1:55.913</b>	37.101	39.110	<b>39.702</b>	252.8	53:50.249	1	3:38.733	1:59.005	50.037	49.691	145.2	3:38.733	
21	2:11.994 <b>B</b>	39.502	42.024	50.468	239.5	56:02.243	2	2:14.964	44.513	44.220	46.231	200.6	5:53.697	
<b>05 AIKOA</b>							3	2:17.601 <b>B</b>	39.897	44.404	53.300	209.5	8:11.298	
	AIKOA RACING						AUDI RS3 LMS	4	5:11.671	3:44.307	43.084	44.280	185.5	13:22.969
1	8:35.899	6:54.465	50.696	50.738	133.9	8:35.899	5	2:04.135	38.562	42.348	43.225	222.8	15:27.104	
2	2:18.482	45.597	46.848	46.037	152.7	10:54.381	6	2:03.655	38.379	42.090	43.186	234.8	17:30.759	
3	2:26.683 <b>B</b>	43.698	46.110	56.875	175.1	13:21.064	7	2:02.475	38.173	41.392	42.910	241.6	19:33.234	
4	3:50.101	2:26.358	42.057	41.686	128.4	17:11.165	8	2:12.513 <b>B</b>	38.386	41.236	52.891	237.9	21:45.747	
5	1:59.025	37.817	39.981	41.227	244.9	19:10.190	9	5:05.242	3:34.497	45.034	45.711	118.9	26:50.989	
6	1:56.763	37.488	39.396	39.879	248.8	21:06.953	10	2:20.015 <b>B</b>	37.792	47.083	55.140	243.8	29:11.004	
7	1:56.635	<b>37.397</b>	39.332	39.906	251.7	23:03.588	11	11:49.181	...	42.871	52.038	170.4	41:00.185	
8	<b>1:55.965</b>	<b>37.420</b>	<b>38.874</b>	<b>39.671</b>	251.7	24:59.553	12	2:01.330	37.705	41.440	42.185	239.5	43:01.515	
9	2:09.284 <b>B</b>	38.061	42.647	48.576	251.7	27:08.837	13	2:00.164	37.866	40.780	41.518	246.5	45:01.679	
10	6:50.277	5:15.573	49.212	45.492	176.8	33:59.114	14	1:59.767	37.891	40.599	41.277	249.4	47:01.446	
11	2:01.553	38.238	42.036	41.279	232.3	36:00.667	15	1:59.108	37.767	40.217	<b>41.124</b>	244.3	49:00.554	
12	2:00.444	37.843	41.220	41.381	248.2	38:01.111	16	<b>1:58.481</b>	<b>37.485</b>	<b>39.830</b>	41.166	249.4	50:59.035	
13	1:58.735	37.679	40.501	40.555	249.9	39:59.846	17	1:58.923	37.759	39.987	41.177	248.8	52:57.958	
14	1:58.505	37.474	40.496	40.535	250.5	41:58.351	18	1:58.879	37.603	39.962	41.314	247.7	54:56.837	
15	1:58.727	37.575	40.408	40.744	249.9	43:57.078	19	2:27.475 <b>B</b>	43.278	46.966	57.231	195.9	57:24.312	
16	2:09.533 <b>B</b>	37.832	39.964	51.737	248.2	46:06.611								



# Professional Track Days


## Monza, 13-14.10.2024

### Free Practice 5 GT,TCR,PROTO

## Sector Analysis

\_ Invalidated Lap    
 ■ Personal Best    
 ■ Session Best    
 ■ Crossing the pit lane

Lap	Time	Sector 1	Sector 2	Sector 3	T.Spd	Elapsed	Lap	Time	Sector 1	Sector 2	Sector 3	T.Spd	Elapsed		
<b>017</b>	<b>PMA17</b>														
	PMA MOTORSPORT	AUDI RS3 LMS													
1	3:39.571	2:04.873	47.903	46.795	156.0	3:39.571	4	4:01.555	2:44.830	37.414	39.311	150.6	13:59.467		
2	2:16.405B	41.297	44.931	50.177	203.2	5:55.976	5	1:44.760	32.812	35.912	36.036	284.6	15:44.227		
3	3:48.389	2:23.411	43.775	41.203	194.8	9:44.365	6	2:05.897B	35.774	38.516	51.607	247.7	17:50.124		
4	1:56.657	37.260	39.531	39.866	252.3	11:41.022	7	13:16.615	...	37.267	37.212	230.3	31:06.739		
5	1:55.358	<b>36.680</b>	39.157	39.521	257.6	13:36.380	8	<b>1:42.159</b>	<b>31.905</b>	<b>34.867</b>	35.387	295.4	32:48.898		
6	1:55.725	36.798	39.405	39.522	255.8	15:32.105	9	1:47.845	32.777	37.668	37.400	297.0	34:36.743		
7	2:05.037B	36.821	40.439	47.777	257.0	17:37.142	10	2:00.590B	37.087	36.092	47.411	297.0	36:37.333		
8	3:49.071	2:18.340	44.566	46.165	183.0	21:26.213	11	9:37.862	8:22.428	39.642	35.792	230.8	46:15.195		
9	1:57.190	37.140	39.260	40.790	246.5	23:23.403	12	1:46.304	31.919	39.371	<b>35.014</b>	286.1	48:01.499		
10	2:32.125B	36.921	49.327	1:05.877	253.4	25:55.528	13	2:38.626B	35.166	51.049	1:12.411	296.2	50:40.125		
11	11:35.205	...	41.001	54.046	196.2	37:30.733									
12	1:59.896	37.579	39.652	42.665	254.0	39:30.629									
13	1:55.351	36.839	39.128	<b>39.384</b>	255.8	41:25.980									
14	2:04.431B	36.985	40.221	47.225	258.9	43:30.411									
15	3:41.546	2:04.306	45.968	51.272	103.8	47:11.957									
16	1:56.044	36.739	39.858	39.447	255.2	49:08.001									
17	<b>1:55.193</b>	36.735	<b>38.906</b>	39.552	256.4	51:03.194									
18	2:03.010B	36.916	39.049	47.045	255.2	53:06.204									
<b>044</b>	<b>PS PERFORMANCE</b>														
	PS-PERFORMANCE	PORSCHE 992													
1	5:46.469	4:05.926	51.290	49.253	128.5	5:46.469									
2	2:06.178	40.233	43.686	42.259	226.0	7:52.647									
3	2:03.628	41.172	41.148	41.308	227.9	9:56.275									
4	1:59.491	37.970	40.650	40.871	218.8	11:55.766									
5	2:14.521B	36.802	42.334	55.385	258.2	14:10.287									
6	4:03.403	2:40.217	41.438	41.748	193.1	18:13.690									
7	2:00.803	38.048	41.661	41.094	270.4	20:14.493									
8	1:57.250	36.159	40.135	40.956	266.5	22:11.743									
9	1:57.499	36.924	40.427	40.148	258.9	24:09.242									
10	2:18.320B	38.554	43.504	56.262	210.7	26:27.562									
11	6:47.814	5:24.546	42.164	41.104	179.4	33:15.376									
12	1:55.031	35.774	39.546	39.711	264.5	35:10.407									
13	1:54.186	35.516	39.148	39.522	262.0	37:04.593									
14	<b>1:53.897</b>	35.692	<b>39.003</b>	<b>39.202</b>	252.8	38:58.490									
15	1:54.401	<b>35.373</b>	39.257	39.771	263.9	40:52.891									
16	2:24.004B	40.613	47.259	56.132	204.7	43:16.895									
<b>44</b>	<b>IMBERTI M.</b>														
	MM MOTORSPORT	HYUNDAI ELANTRA N													
1	7:29.600B	5:43.378	48.060	58.162	135.1	7:29.600									
2	3:33.547B	1:59.479	42.634	51.434	185.8	11:03.147									
3	4:04.313	2:37.210	44.909	42.194	190.1	15:07.460									
4	2:16.202B	38.165	46.084	51.953	247.1	17:23.662									
5	9:25.925	7:58.913	43.862	43.150	150.2	26:49.587									
6	1:59.497	38.050	40.428	41.019	245.4	28:49.084									
7	<b>1:58.382</b>	38.051	39.617	<b>40.714</b>	247.7	30:47.466									
8	2:03.780B	<b>37.553</b>	<b>39.488</b>	46.739	247.7	32:51.246									
<b>045</b>	<b>BELLAROSA I.</b>														
	AVELON	WOLF GB08 THUNDER													
1	6:04.407	4:44.264	39.226	40.917	167.5	6:04.407									
2	1:49.779	34.103	37.837	37.839	231.8	7:54.186									
3	2:03.726B	34.117	36.426	53.183	254.6	9:57.912									
<b>051</b>	<b>AF 51</b>														
	AF CORSE	FERRARI 488 GT3													
1	4:57.675B	3:34.281	39.260	44.134	176.2	4:57.675									
2	5:16.370	3:59.286	38.097	38.987	215.7	10:14.045									
3	1:48.003	33.779	37.072	37.152	279.5	12:02.048									
4	1:48.080	33.786	37.388	36.906	281.7	13:50.128									
5	1:46.580	33.726	36.000	36.854	280.2	15:36.708									
6	<b>1:46.349</b>	<b>33.679</b>	<b>36.353</b>	<b>36.317</b>	281.7	17:23.057									
7	1:54.463B	<b>33.448</b>	<b>35.913</b>	45.102	281.7	19:17.520									
8	8:45.708	7:21.466	41.255	42.987	213.2	28:03.228									
9	1:53.193	35.548	38.414	39.231	267.1	29:56.421									
10	1:51.555	34.681	38.478	38.396	275.2	31:47.976									
11	1:50.369	34.640	37.815	37.914	274.5	33:38.345									
12	1:50.047	34.734	37.417	37.896	269.1	35:28.392									
13	1:49.439	34.634	37.066	37.739	275.2	37:17.831									
14	1:48.553	33.964	37.022	37.567	278.1	39:06.384									
15	1:50.002	33.931	37.177	38.894	278.1	40:56.386									
16	1:49.057	34.119	36.758	38.180	274.5	42:45.443									
17	1:48.666	34.350	36.612	37.704	278.8	44:34.109									
18	1:47.829	34.044	36.424	37.361	276.6	46:21.938									
19	1:47.917	33.784	36.628	37.505	278.8	48:09.855									
20	1:48.238	33.927	36.579	37.732	278.1	49:58.093									
21	1:47.451	33.831	36.615	37.005	278.1	51:45.544									
22	1:47.293	33.801	36.482	37.010	278.1	53:32.837									
23	2:06.623B	35.868	42.941	47.814	258.2	55:39.460									
<b>054</b>	<b>IMPERIALE</b>														
	IMPERIALE RACING	LAMBORGHINI HURACAN													
1	5:07.906	3:42.518	41.389	43.999	205.1	5:07.906									
2	1:51.826	35.181	38.328	38.317	268.4	6:59.732									
3	1:49.715	34.569	37.444	37.702	269.8	8:49.447									
4	1:49.565	34.267	37.860	37.438	271.8	10:39.012									
5	1:50.573	34.316	37.188	39.069	271.1	12:29.585									
6	1:47.856	34.272	36.608	36.976	271.1	14:17.441									
7	1:47.467	34.057	36.542	36.868	272.5	16:04.908									
8	1:54.210B	<b>33.950</b>	37.287	42.973	273.9	17:59.118									
9	6:36.781	5:16.203	40.469	40.109	212.3	24:35.899									
10	1:52.467	35.201	38.172	39.094	269.1	26:28.366									
11	1:51.594	34.616	37.807	39.171	271.8	28:19.960									
12	1:50.551	34.618	37.267	38.666	271.8	30:10.511									
13	1:49.827	34.433	37.148	38.246	271.8	32:00.338									
14	1:49.541	34.602	36.834	38.105	273.2	33:49.879									
15	1:49.308	34.359	37.417	37.532	272.5	35:39.187									
16	1:49.773	34.528	37.562	37.683	273.9	37:28.960									
17	1:47.895	34.146	36.603	37.146	271.8	39:16.855									
18	1:47.100	34.087	36.122	36.891	271.8	41:03.955									



# Professional Track Days

## Monza, 13-14.10.2024

### Free Practice 5 GT,TCR,PROTO

## Sector Analysis

— Invalidated Lap    ■ Personal Best    ■ Session Best    B Crossing the pit lane

Lap	Time	Sector 1	Sector 2	Sector 3	T.Sp	Elapsed	Lap	Time	Sector 1	Sector 2	Sector 3	T.Sp	Elapsed
19	1:55.816B	34.203	37.388	44.225	275.2	42:59.771	11	1:59.547	37.854	40.423	41.270	230.8	35:43.574
20	5:12.769	34.6961	44.774	41.034	212.8	48:12.540	12	1:58.866	37.590	40.232	41.044	249.9	37:42.440
21	1:48.459	34.290	36.665	37.504	271.8	50:00.999	13	1:59.478	37.595	40.531	41.352	249.4	39:41.918
22	1:46.857	34.054	36.306	36.497	273.9	51:47.856	14	<b>1:58.417</b>	<b>37.467</b>	<b>40.095</b>	<b>40.855</b>	248.8	41:40.335
23	<b>1:46.539</b>	34.063	<b>36.034</b>	<b>36.442</b>	272.5	53:34.395	15	2:07.674B	37.545	40.227	49.902	247.7	43:48.009
24	1:55.799B	35.738	37.535	42.526	273.9	55:30.194							

67 MM 1												
MM MOTORSPORT		HONDA CIVIC										
1	8:52.449B	7:09.258	47.517	55.674	157.1	8:52.449						
2	5:18.059	3:50.725	43.681	43.653	172.0	14:10.508						
3	2:27.760B	50.151	44.924	52.685	237.9	16:38.268						
4	3:40.718	2:15.245	43.103	42.370	181.8	20:18.986						
5	2:12.356B	39.350	41.585	51.421	210.7	22:31.342						
6	4:36.471	3:12.474	41.911	42.086	183.0	27:07.813						
7	2:17.916B	39.408	48.795	49.713	203.6	29:25.729						
8	8:37.669	7:14.519	41.458	41.692	127.2	38:03.398						
9	1:59.615	38.110	40.478	41.027	236.3	40:03.013						
10	1:59.290	37.817	40.446	41.027	244.9	42:02.303						
11	1:59.150	37.729	40.338	41.083	244.9	44:01.453						
12	1:59.917	37.615	41.272	41.030	249.4	46:01.370						
13	1:58.996	37.752	40.311	40.933	247.7	48:00.366						
14	2:00.815	39.211	40.902	40.702	171.2	50:01.181						
15	1:58.135	37.605	40.053	<b>40.477</b>	248.8	51:59.316						
16	1:59.951	37.649	40.883	41.419	246.5	53:59.267						
17	<b>1:58.063</b>	<b>37.505</b>	<b>40.014</b>	40.544	250.5	55:57.330						


069 AP RACING												
AP RACING		LAMBORGHINI ST										
1	3:13.755	1:50.741	42.854	40.160	144.8	3:13.755						
2	1:58.595B	35.735	37.432	45.428	190.7	5:12.350						
3	7:41.586	6:17.516	42.950	41.120	193.5	12:53.936						
4	1:45.506	33.284	36.289	<b>35.933</b>	286.1	14:39.442						
5	1:45.866	32.838	<b>35.807</b>	37.221	286.9	16:25.308						
6	<b>1:44.799</b>	<b>32.750</b>	35.952	36.097	286.9	18:10.107						
7	2:14.592B	37.161	42.470	54.961	252.3	20:24.699						
8	7:23.278	5:59.043	41.703	42.532	193.5	27:47.977						
9	1:56.483	35.576	40.218	40.689	275.2	29:44.460						
10	1:55.824	34.836	39.956	41.032	281.7	31:40.284						
11	1:56.884	35.619	40.363	40.902	257.0	33:37.168						
12	2:00.841	35.600	42.518	42.723	275.9	35:38.009						
13	2:07.124B	35.073	40.404	51.647	269.8	37:45.133						
14	4:01.870	2:39.286	41.655	40.929	160.1	41:47.003						
15	2:14.041B	35.210	39.740	59.091	280.9	44:01.044						

69 FOSSATI T.												
FOX RACING		AUDI RS3 LMS										
1	12:13.071	...	48.109	45.702	148.7	12:13.071						
2	2:08.940	39.111	43.268	46.561	211.9	14:22.011						
3	2:02.828	38.719	41.758	42.351	217.9	16:24.839						
4	2:02.102	38.767	41.253	42.082	235.3	18:26.941						
5	2:01.901	38.887	40.844	42.170	192.1	20:28.842						
6	2:00.575	38.169	40.832	41.574	213.2	22:29.417						
7	2:08.610	37.998	43.292	47.320	232.8	24:38.027						
8	2:00.284	37.920	40.802	41.562	222.8	26:38.311						
9	2:11.976B	37.959	42.466	51.551	221.4	28:50.287						
10	4:53.740	3:21.110	41.319	51.311	194.1	33:44.027						

75 CPT2												
CENTRI PORCHE TICINO		PORSCHE 718 GT4										
1	3:25.942	1:52.764	48.327	44.851	137.6	3:25.942						
2	2:14.674B	41.050	43.369	50.255	203.2	5:40.616						
3	5:38.616	4:05.514	47.146	45.956	158.9	11:19.232						
4	2:10.170	40.155	45.352	44.663	234.8	13:29.402						
5	2:10.438	39.055	45.807	45.576	251.7	15:39.840						
6	2:09.630	39.968	44.344	45.318	253.4	17:49.470						
7	2:22.751B	39.584	46.561	56.606	252.3	20:12.221						
8	5:40.301	4:02.854	49.729	47.718	128.8	25:52.522						
9	2:11.160	40.293	45.945	44.922	247.7	28:03.682						
10	2:09.712	40.365	44.580	44.767	254.6	30:13.394						
11	2:13.243	43.923	44.943	44.377	257.0	32:26.637						
12	2:10.314	41.557	44.267	44.490	199.5	34:36.951						
13	2:06.086	39.934	43.212	42.940	255.8	36:43.037						
14	2:11.416	44.888	43.443	43.085	256.4	38:54.453						
15	2:04.496	38.142	43.151	43.203	255.2	40:58.949						
16	2:03.888	<b>38.011</b>	42.252	43.625	257.6	43:02.837						
17	2:03.603	38.682	42.607	42.314	255.8	45:06.440						
18	2:02.739	38.258	42.058	42.423	250.5	47:09.179						
19	2:03.572	38.183	42.836	42.553	251.1	49:12.751						
20	2:02.845	38.301	42.333	42.211	254.6	51:15.596						
21	2:01.460	38.032	41.404	42.024	255.2	53:17.056						
22	<b>2:01.120</b>	38.089	<b>41.330</b>	<b>41.701</b>	256.4	55:18.176						

76 LEY A.												
TARGET COMPETITION		HYUNDAI ELANTRA N										
1	3:20.904	1:53.926	44.766	42.212	142.7	3:20.904						
2	1:59.549	38.586	40.252	40.711	225.6	5:20.453						
3	1:57.831	37.177	40.064	40.590	254.0	7:18.284						
4	2:04.586B	37.577	40.282	46.727	252.8	9:22.870						
5	4:41.707	3:11.070	47.461	43.176	163.7	14:04.577						
6	1:56.915	37.515	39.683	<b>39.717</b>	251.1	16:01.492						
7	1:57.033	37.111	40.096	39.826	255.2	17:58.525						
8	<b>1:56.184</b>	37.194	<b>39.091</b>	39.899	253.4	19:54.709						
9	1:56.439	37.178	39.260	40.001	252.3	21:51.148						
10	1:56.612	<b>37.093</b>	39.543	39.976	252.8	23:47.760						
11	2:27.555B	37.237	39.182	1:11.136	252.3	26:15.315						

83 AF GT3												
AF CORSE		FERRARI 296 GT3										
1	4:14.988B	2:18.468	54.586	1:01.934	180.6	4:14.988						
2	4:09.313	2:40.661	43.962	44.690	178.5	8:24.301						
3	2:11.618B	37.079	41.266	53.273	263.2	10:35.919						
4	6:13.623	4:50.102	41.764	41.757	189.4	16:49.542						
5	1:55.757	35.953	39.275	40.529	244.9	18:45.299						
6	1:55.063	35.765	39.308	39.990	269.1	20:40.362						
7	1:53.320	35.223	38.754	39.343	269.8	22:33.682						
8	1:55.361	35.614	39.927	39.820	261.3	24:29.043						
9	1:53.051	35.396	38.408	39.247	267.8	26:22.094						
10	1:52.558	35.099	38.383	39.076	269.8	28:14.652						



# Professional Track Days

## Monza, 13-14.10.2024

### Free Practice 5 GT,TCR,PROTO

## Sector Analysis

\_ Invalidated Lap 
 ■ Personal Best 
 ■ Session Best 
 ■ Crossing the pit lane

Lap	Time	Sector 1	Sector 2	Sector 3	T.Sp	Elapsed	Lap	Time	Sector 1	Sector 2	Sector 3	T.Sp	Elapsed
-----	------	----------	----------	----------	------	---------	-----	------	----------	----------	----------	------	---------

11	1:52.743	35.001	38.299	39.443	269.8	30:07.395
12	1:52.037	35.137	38.100	38.800	269.1	31:59.432
13	2:04.683B	35.727	38.795	50.161	269.8	34:04.115
14	4:57.358	34.0249	38.364	38.745	200.2	39:01.473
15	1:51.984	34.811	38.419	38.754	271.1	40:53.457
16	<span style="background-color: green;">1:51.303</span>	<span style="background-color: green;">34.777</span>	37.875	<span style="background-color: green;">38.651</span>	269.8	42:44.760
17	2:02.115B	35.854	<span style="background-color: green;">37.787</span>	48.474	268.4	44:46.875
18	5:29.788	4:12.164	38.387	39.237	201.0	50:16.663
19	1:52.424	35.214	38.071	39.139	266.5	52:09.087
20	2:02.788B	35.049	38.257	49.482	267.1	54:11.875

87		PARK J.		TARGET COMPETITION		HYUNDAI ELANTRA N	
1	3:57.785B	2:26.593	43.129	48.063	143.6	3:57.785	
2	4:43.501	3:12.576	42.867	48.058	185.5	8:41.286	
3	1:56.882	37.481	39.557	39.844	252.8	10:38.168	
4	1:56.470	37.418	39.039	40.013	249.9	12:34.638	
5	2:01.853B	37.526	39.227	45.100	251.1	14:36.491	
6	6:48.453	5:25.750	41.814	40.889	186.5	21:24.944	
7	1:56.686	37.668	39.104	39.914	246.5	23:21.630	
8	1:56.175	37.464	38.943	39.768	248.8	25:17.805	
9	1:55.997	37.314	38.921	39.762	249.9	27:13.802	
10	2:08.162B	37.651	43.091	47.420	251.7	29:21.964	
11	5:01.067	3:31.167	45.713	44.187	184.9	34:23.031	
12	<span style="background-color: green;">1:55.232</span>	37.232	<span style="background-color: green;">38.538</span>	<span style="background-color: green;">39.462</span>	251.7	36:18.263	
13	2:07.343	<span style="background-color: green;">37.229</span>	38.982	51.132	252.3	38:25.606	
14	1:55.874	37.262	38.992	39.620	249.4	40:21.480	
15	2:24.380B	41.444	43.950	58.986	195.2	42:45.860	

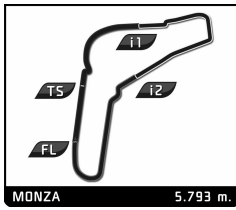
97		PARK JS.		TARGET COMPETITION		HYUNDAI ELANTRA N	
1	4:35.580B	2:44.626	50.715	1:00.239	156.9	4:35.580	
2	5:05.512	3:36.386	47.082	42.044	168.3	9:41.092	
3	1:56.791	37.440	39.281	40.070	252.3	11:37.883	
4	1:56.234	37.262	39.275	39.697	252.8	13:34.117	
5	2:06.978B	39.448	40.246	47.284	247.7	15:41.095	
6	4:53.343	3:16.566	44.690	52.087	188.4	20:34.438	
7	1:56.096	37.618	38.868	39.610	252.8	22:30.534	
8	2:01.411	37.483	41.399	42.529	253.4	24:31.945	
9	1:55.537	37.317	38.699	39.521	252.3	26:27.482	
10	2:27.941B	38.657	48.514	1:00.770	212.8	28:55.423	
11	5:26.131	3:56.748	46.048	43.335	180.6	34:21.554	
12	<span style="background-color: green;">1:55.262</span>	37.278	<span style="background-color: green;">38.524</span>	<span style="background-color: green;">39.460</span>	251.7	36:16.816	
13	2:09.650	37.222	49.337	43.091	251.1	38:26.466	
14	1:55.281	<span style="background-color: green;">37.152</span>	38.610	39.519	252.8	40:21.747	
15	2:22.617B	39.811	44.393	58.413	215.3	42:44.364	

111		BESTLAP		BEST LAP		FERRARI 488 CHALLENGE	
1	26:14.891	...	41.335	40.999	182.7	26:14.891	
2	1:52.970	35.216	38.644	39.110	270.4	28:07.861	
3	1:51.660	34.847	38.395	38.418	277.3	29:59.521	
4	1:51.183	<span style="background-color: green;">34.279</span>	38.520	38.384	280.9	31:50.704	
5	1:51.288	34.479	38.523	<span style="background-color: green;">38.286</span>	278.8	33:41.992	
6	<span style="background-color: green;">1:51.072</span>	34.422	38.285	38.365	279.5	35:33.064	
7	2:00.584B	34.430	<span style="background-color: green;">38.166</span>	47.988	278.1	37:33.648	

288		HC RACING		HC RACING		LAMBORGHINI ST EVO 2	
1	4:00.219B	2:30.121	41.507	48.591	159.4	4:00.219	
2	3:36.771	2:17.939	38.960	39.872	208.7	7:36.990	
3	1:51.206	34.841	37.998	38.367	279.5	9:28.196	
4	1:50.550	34.537	37.879	38.134	281.7	11:18.746	
5	1:50.353	34.936	37.646	37.771	275.9	13:09.099	
6	1:49.858	34.386	37.438	38.034	283.1	14:58.957	
7	1:50.716	34.338	38.438	37.940	280.9	16:49.673	
8	1:49.051	34.232	37.213	37.606	280.2	18:38.724	
9	1:53.193	34.996	37.865	40.332	282.4	20:31.917	
10	2:00.574B	35.016	37.570	47.988	265.8	22:32.491	
11	4:14.774	2:55.784	38.310	40.680	199.1	26:47.265	
12	2:04.429B	<span style="background-color: green;">33.920</span>	38.604	51.905	283.1	28:51.694	
13	3:31.810	2:14.948	38.063	38.799	214.4	32:23.504	
14	1:48.703	34.157	37.201	37.345	282.4	34:12.207	
15	1:55.054B	34.185	<span style="background-color: green;">36.978</span>	43.891	283.9	36:07.261	
16	3:18.347	1:59.194	39.023	40.130	188.1	39:25.608	
17	1:49.602	34.146	37.493	37.963	279.5	41:15.210	
18	1:49.675	34.243	37.737	37.695	280.9	43:04.885	
19	1:52.428	34.655	37.888	39.885	276.6	44:57.313	
20	1:48.559	33.985	37.415	37.159	280.2	46:45.872	
21	<span style="background-color: green;">1:48.345</span>	33.988	37.443	<span style="background-color: green;">37.114</span>	279.5	48:34.217	
22	1:56.998B	34.050	37.292	45.656	280.2	50:31.215	
23	4:26.770	3:08.707	39.433	38.630	202.8	54:57.985	
24	1:58.427B	34.384	38.319	45.724	276.6	56:56.412	

291		CPT1		CENTRI PORCHE TICINO		PORSCHE 992	
1	3:27.100	1:54.262	47.890	44.948	145.5	3:27.100	
2	2:06.600	41.801	42.612	42.187	206.3	5:33.700	
3	2:03.850	38.207	41.736	43.907	266.5	7:37.550	
4	1:58.360	36.650	40.682	41.028	273.9	9:35.910	
5	1:57.093	36.134	40.100	40.859	272.5	11:33.003	
6	1:54.112	35.685	38.594	39.833	273.9	13:27.115	
7	1:55.765	35.555	40.582	39.628	265.2	15:22.880	
8	2:03.732B	35.613	39.008	49.111	273.9	17:26.612	
9	5:05.794	3:46.315	39.663	39.816	167.8	22:32.406	
10	1:57.539	36.080	41.329	40.130	271.1	24:29.945	
11	1:53.730	35.303	39.259	39.168	258.9	26:23.675	
12	2:56.883	35.130	1:41.081	40.672	267.1	29:20.558	
13	1:53.496	35.405	38.816	39.275	273.9	31:14.054	
14	1:53.132	35.443	38.983	38.706	261.3	33:07.186	
15	1:52.062	<span style="background-color: green;">34.790</span>	<span style="background-color: green;">38.385</span>	38.887	275.2	34:59.248	
16	<span style="background-color: green;">1:51.902</span>	34.872	38.416	<span style="background-color: green;">38.614</span>	274.5	36:51.150	
17	2:01.246B	35.600	38.735	46.911	275.9	38:52.396	

300		MM 2		MM MOTORSPORT		HONDA CIVIC	
1	10:23.552	8:44.340	48.240	50.972	170.9	10:23.552	
2	2:17.893B	41.121	43.944	52.828	212.8	12:41.445	
3	4:13.451	2:49.366	41.247	42.838	189.4	16:54.896	
4	1:59.428	37.818	40.389	41.221	249.9	18:54.324	
5	1:59.261	37.709	40.348	41.204	252.8	20:53.585	
6	1:59.674	37.560	40.521	41.593	253.4	22:53.259	
7	2:08.954B	37.585	40.131	51.238	251.7	25:02.213	



# Professional Track Days

## Monza, 13-14.10.2024

### Free Practice 5 GT,TCR,PROTO

## Sector Analysis

— Invalidated Lap    ■ Personal Best    ■ Session Best    **B** Crossing the pit lane

Lap	Time	Sector 1	Sector 2	Sector 3	T.Spd	Elapsed	Lap	Time	Sector 1	Sector 2	Sector 3	T.Spd	Elapsed
8	10:22.955	9:00.692	41.113	41.150	193.1	35:25.168							
9	2:03.096	37.889	40.144	45.063	248.8	37:28.264							
10	1:57.505	37.250	39.825	40.430	254.0	39:25.769							
11	1:57.224	37.320	39.684	40.220	254.6	41:22.993							
12	1:57.580	37.491	39.792	40.297	252.8	43:20.573							
13	<b>1:56.691</b>	37.184	<b>39.519</b>	<b>39.988</b>	253.4	45:17.264							
14	1:57.402	<b>37.110</b>	39.939	40.353	254.0	47:14.666							
15	2:13.317 <b>B</b>	37.366	41.599	54.352	255.2	49:27.983							