

Professional Track Days


Monza, 13-14.10.2024

Free Practice 6 GT,TCR,PROTO

Sector Analysis

_ Invalidated Lap
 ■ Personal Best
 ■ Session Best
 ■ Crossing the pit lane

Lap	Time	Sector 1	Sector 2	Sector 3	T.Sp	Elapsed	Lap	Time	Sector 1	Sector 2	Sector 3	T.Sp	Elapsed
01 TEAM PAGANI													
PAGANI AUTOMOBILI							PAGANI						
1	3:58.189	2:42.350	38.906	36.933	193.5	3:58.189	6	1:47.722	34.151	36.675	36.896	275.9	12:11.793
2	1:41.251	31.477	35.694	34.080	317.9	5:39.440	7	1:47.831	34.027	36.859	36.945	276.6	13:59.624
3	1:37.930	30.373	33.870	33.687	326.5	7:17.370	8	2:28.378B	35.530	45.739	1:07.109	275.2	16:28.002
4	1:43.258	30.961	36.849	35.448	284.6	9:00.628	9	6:37.891	5:16.190	42.234	39.467	210.7	23:05.893
5	1:41.052	31.061	35.119	34.872	326.5	10:41.680	10	2:01.883B	34.869	38.946	48.068	273.2	25:07.776
6	1:39.547	30.408	34.490	34.649	324.5	12:21.227	11	11:56.303	...	38.886	38.308	211.1	37:04.079
7	1:46.944	31.053	39.245	36.646	319.8	14:08.171	12	1:49.144	34.334	37.687	37.123	273.9	38:53.223
8	2:22.696B	30.804	42.884	1:09.008	317.0	16:30.867	13	1:47.799	34.303	36.788	36.708	274.5	40:41.022
9	9:28.987B	7:40.758	41.231	1:06.998	84.9	25:59.854	14	1:47.155	33.992	36.529	36.634	275.9	42:28.177
10	11:35.057	...	41.471	37.174	197.7	37:34.911	15	1:47.118	34.065	36.408	36.645	276.6	44:15.295
11	1:39.756	30.326	33.881	35.549	322.6	39:14.667	16	1:55.633B	34.860	36.917	43.856	278.1	46:10.928
12	1:40.599	32.481	33.914	34.204	257.6	40:55.266	17	3:31.589	2:14.788	38.992	37.809	151.4	49:42.517
13	1:38.577	30.480	34.138	33.959	324.5	42:33.843	18	1:47.599	34.113	36.562	36.924	272.5	51:30.116
14	1:53.168	34.580	37.904	40.684	328.5	44:27.011	19	2:16.311B	34.266	48.783	53.262	274.5	53:46.427
15	1:42.706	30.136	36.023	36.547	323.6	46:09.717							
16	2:17.102B	37.213	44.185	55.704	224.2	48:26.819							
4 SDG													
SCUDERIA DEL GIRASOLE							CUPRA LEON						
1	24:10.425	...	44.392	44.119	141.7	24:10.425							
2	2:35.472B	41.835	47.312	1:06.325	226.0	26:45.897							
3	10:22.514	8:56.614	43.420	42.480	175.4	37:08.411							
4	2:02.333	37.309	41.229	43.795	251.1	39:10.744							
5	2:14.495	37.903	40.191	56.401	252.3	41:25.239							
6	2:05.398B	37.242	39.777	48.379	252.8	43:30.637							
7	5:27.709	3:59.002	45.037	43.670	185.5	48:58.346							
8	1:57.042	37.398	39.423	40.221	252.3	50:55.388							
9	2:14.482B	37.422	39.425	57.635	252.8	53:09.870							
05 AIKOA													
AIKOA RACING							AUDI RS3 LMS						
1	3:22.702B	1:51.297	42.982	48.423	166.7	3:22.702							
2	3:35.010	2:11.994	41.461	41.555	145.0	6:57.712							
3	1:56.734	37.320	39.574	39.840	252.8	8:54.446							
4	1:56.276	37.069	39.404	39.803	254.6	10:50.722							
5	2:10.515B	37.882	43.314	49.319	251.7	13:01.237							
6	10:02.874	8:39.689	42.143	41.042	189.7	23:04.111							
7	2:17.687B	37.325	42.129	58.233	253.4	25:21.798							
8	12:31.690	...	44.371	43.130	183.3	37:53.488							
9	1:59.121	38.061	40.440	40.620	251.7	39:52.609							
10	1:57.762	37.622	39.869	40.271	246.0	41:50.371							
11	1:57.982	37.588	40.139	40.255	242.1	43:48.353							
12	1:58.424	37.541	40.724	40.159	244.9	45:46.777							
13	2:01.714	37.444	39.952	44.318	248.2	47:48.491							
14	2:19.736B	39.314	46.377	54.045	240.5	50:08.227							
15	4:03.793B	1:56.121	1:01.344	1:06.328	123.1	54:12.020							
017 PMA17													
PMA MOTORSPORT							AUDI RS3 LMS						
1	5:29.647B	3:44.002	51.318	54.327	95.7	5:29.647							
2	4:15.169	2:36.034	50.256	48.879	193.1	9:44.816							
3	1:56.956	37.603	39.274	40.079	247.7	11:41.772							
4	1:54.957	36.725	38.952	39.280	257.6	13:36.729							
5	2:20.474B	36.775	43.766	59.933	258.9	15:57.203							
6	6:58.898	5:33.372	40.403	45.123	195.2	22:56.101							
7	2:09.048B	37.010	41.999	50.039	256.4	25:05.149							
8	12:40.972	...	46.687	43.334	178.2	37:46.121							
9	1:57.288	37.057	39.409	40.822	257.0	39:43.409							
10	1:55.798	36.736	39.652	39.410	260.7	41:39.207							
11	1:58.354	36.817	39.544	41.993	256.4	43:37.561							
12	2:03.956B	36.628	39.102	48.226	260.7	45:41.517							
13	7:41.402B	5:47.364	48.993	1:05.045	183.0	53:22.919							
044 PS PERFORMANCE													
PS-PERFORMANCE							PORSCHE 992						
1	4:11.611	2:35.874	50.001	45.736	126.6	4:11.611							
2	1:58.139	37.544	40.241	40.354	240.0	6:09.750							
3	1:55.825	36.369	39.531	39.925	256.4	8:05.575							
4	1:55.897	35.753	40.192	39.952	258.9	10:01.472							
5	1:55.672	36.063	39.290	40.319	254.6	11:57.144							
6	1:54.408	35.992	39.085	39.331	255.8	13:51.552							
7	2:32.688B	36.113	48.851	1:07.724	249.4	16:24.240							




Professional Track Days

Monza, 13-14.10.2024

Free Practice 6 GT,TCR,PROTO

Sector Analysis

___ Invalidated Lap							■ Personal Best	■ Session Best	■ Crossing the pit lane						
Lap	Time	Sector 1	Sector 2	Sector 3	T.Sp	Elapsed	Lap	Time	Sector 1	Sector 2	Sector 3	T.Sp	Elapsed		
44 IMBERTI M. HYUNDAI ELANTRA N															
1	4:38.195	3:07.220	45.525	45.450	177.1	4:38.195	2	1:48.492	34.078	37.063	37.351	274.5	6:36.570		
2	2:16.811B	40.608	44.278	51.925	190.4	6:55.006	3	1:49.860	34.095	38.412	37.353	274.5	8:26.430		
3	4:33.708	3:07.956	44.222	41.530	181.5	11:28.714	4	1:47.923	34.091	36.815	37.017	274.5	10:14.353		
4	1:57.366	37.610	39.551	40.205	248.2	13:26.080	5	1:48.609	33.754	37.871	36.984	275.9	12:02.962		
5	2:26.352B	37.356	43.699	1:05.297	248.2	15:52.432	6	1:54.831B	34.123	37.646	43.062	276.6	13:57.793		
6	7:41.911	6:19.596	40.813	41.502	190.1	23:34.343	7	10:01.992	8:45.776	38.522	37.694	211.9	23:59.785		
7	2:27.181B	37.487	43.065	1:06.629	248.8	26:01.524	8	2:36.784B	34.126	52.034	1:10.624	272.5	26:36.569		
8	12:07.614	...	43.556	41.520	184.0	38:09.138	9	10:26.079	9:07.906	39.185	38.988	160.6	37:02.648		
9	1:57.351	37.914	39.584	39.853	249.4	40:06.489	10	1:49.590	34.161	38.194	37.235	270.4	38:52.238		
10	1:57.081	37.575	39.274	40.232	251.1	42:03.570	11	1:47.561	34.135	36.535	36.891	273.2	40:39.799		
11	1:56.694	37.518	39.285	39.891	251.1	44:00.264	12	1:46.971	33.992	36.367	36.612	273.2	42:26.770		
12	1:56.668	37.451	39.426	39.791	248.2	45:56.932	13	1:47.230	33.987	36.300	36.943	274.5	44:14.000		
13	2:07.258B	37.353	40.782	49.123	248.8	48:04.190	14	1:48.399	35.445	36.255	36.699	274.5	46:02.399		
14	4:51.316B	2:50.010	45.181	1:16.125	165.7	52:55.506	15	1:48.993	34.183	37.842	36.968	275.2	47:51.392		
16	1:54.265	35.867	39.358	39.040	258.2	49:15.040	16	1:54.483B	34.904	36.726	42.853	274.5	49:45.875		
17	2:17.868B	37.254	41.886	58.728	216.6	51:32.908									
67 MM 1 MM MOTORSPORT HONDA CIVIC															
1	7:48.805B	6:12.325	44.453	52.027	114.4	7:48.805	2	3:55.233	2:28.126	41.915	45.192	184.0	11:44.038		
2	3:55.233	2:28.126	41.915	45.192	184.0	11:44.038	3	2:00.013	38.298	41.030	40.685	238.4	13:44.051		
3	2:00.013	38.298	41.030	40.685	238.4	13:44.051	4	2:34.664B	37.399	50.052	1:07.213	252.3	16:18.715		
4	2:34.664B	37.399	50.052	1:07.213	252.3	16:18.715	5	6:06.462	4:44.197	41.482	40.783	176.2	22:25.177		
5	6:06.462	4:44.197	41.482	40.783	176.2	22:25.177	6	1:58.173	37.542	40.108	40.523	253.4	24:23.350		
6	1:58.173	37.542	40.108	40.523	253.4	24:23.350	7	2:56.906B	43.426	1:00.038	1:13.442	220.1	27:20.256		
7	2:56.906B	43.426	1:00.038	1:13.442	220.1	27:20.256	8	10:46.317	8:37.025	1:22.181	47.111	184.6	38:06.573		
8	10:46.317	8:37.025	1:22.181	47.111	184.6	38:06.573	9	1:57.676	37.551	39.936	40.189	250.5	40:04.249		
9	1:57.676	37.551	39.936	40.189	250.5	40:04.249	10	1:57.407	37.138	39.726	40.543	255.8	42:01.656		
10	1:57.407	37.138	39.726	40.543	255.8	42:01.656	11	2:00.460	40.383	39.880	40.197	241.1	44:02.116		
11	2:00.460	40.383	39.880	40.197	241.1	44:02.116	12	2:17.879B	37.249	39.875	1:00.755	255.2	46:19.995		
12	2:17.879B	37.249	39.875	1:00.755	255.2	46:19.995	13	4:14.404	2:37.396	44.958	52.050	164.2	50:34.399		
13	4:14.404	2:37.396	44.958	52.050	164.2	50:34.399	14	2:27.237B	37.342	48.159	1:01.736	253.4	53:01.636		
14	2:27.237B	37.342	48.159	1:01.736	253.4	53:01.636									
069 AP RACING LAMBORGHINI ST															
1	4:25.243	2:51.037	47.575	46.631	141.4	4:25.243	2	2:06.265	38.078	44.346	43.841	251.1	6:31.508		
2	2:06.265	38.078	44.346	43.841	251.1	6:31.508	3	2:01.902	36.985	43.942	40.975	266.5	8:33.410		
3	2:01.902	36.985	43.942	40.975	266.5	8:33.410	4	2:03.262	37.525	42.864	42.873	272.5	10:36.672		
4	2:03.262	37.525	42.864	42.873	272.5	10:36.672	5	2:01.213	35.540	43.392	42.281	275.2	12:37.885		
5	2:01.213	35.540	43.392	42.281	275.2	12:37.885	6	2:15.519B	35.843	40.613	59.063	270.4	14:53.404		
6	2:15.519B	35.843	40.613	59.063	270.4	14:53.404	7	7:55.638	6:28.679	45.653	41.306	175.9	22:49.042		
7	7:55.638	6:28.679	45.653	41.306	175.9	22:49.042	8	3:21.232B	37.622	1:33.791	1:09.819	169.6	26:10.274		
8	3:21.232B	37.622	1:33.791	1:09.819	169.6	26:10.274	9	11:58.973	...	45.729	43.091	173.4	38:09.247		
9	11:58.973	...	45.729	43.091	173.4	38:09.247	10	2:03.961	38.778	42.632	42.551	265.8	40:13.208		
10	2:03.961	38.778	42.632	42.551	265.8	40:13.208	11	1:59.774	36.849	41.469	41.456	265.2	42:12.982		
11	1:59.774	36.849	41.469	41.456	265.2	42:12.982	12	2:00.805	36.264	44.023	40.518	262.6	44:13.787		
12	2:00.805	36.264	44.023	40.518	262.6	44:13.787	13	2:02.926	37.300	44.061	41.565	272.5	46:16.713		
13	2:02.926	37.300	44.061	41.565	272.5	46:16.713	14	2:05.025	35.755	42.196	47.074	271.8	48:21.738		
14	2:05.025	35.755	42.196	47.074	271.8	48:21.738	15	2:05.105	37.079	44.867	43.159	242.7	50:26.843		
15	2:05.105	37.079	44.867	43.159	242.7	50:26.843	16	2:18.716B	35.633	41.598	1:01.485	276.6	52:45.559		
16	2:18.716B	35.633	41.598	1:01.485	276.6	52:45.559									
054 IMPERIALE LAMBORGHINI HURACAN															
1	4:48.078	3:32.038	37.884	38.156	209.9	4:48.078	2	1:48.754	38.426	41.175	52.466	232.8	9:10.821		
2	1:48.754	38.426	41.175	52.466	232.8	9:10.821	3	2:02.247	38.084	41.740	42.423	228.4	11:13.068		
3	2:02.247	38.084	41.740	42.423	228.4	11:13.068									



Professional Track Days

Monza, 13-14.10.2024

Free Practice 6 GT,TCR,PROTO

Sector Analysis

— Invalidated Lap ■ Personal Best ■ Session Best ■ Crossing the pit lane

Lap	Time	Sector 1	Sector 2	Sector 3	T.Sp	Elapsed	Lap	Time	Sector 1	Sector 2	Sector 3	T.Sp	Elapsed
4	2:00.391	38.057	40.526	41.808	237.9	13:13.459	1	3:42.239 B	2:09.258	44.110	48.871	165.5	3:42.239
5	2:37.578 B	38.031	45.345	1:14.202	243.2	15:51.037	2	6:01.718	4:24.569	51.110	46.039	189.7	9:43.957
6	6:56.280	5:30.308	43.597	42.375	177.6	22:47.317	3	1:56.190	37.245	38.796	40.149	250.5	11:40.147
7	13:20.077 B	40.337	41.574	...	192.1	36:07.394	4	1:55.723	37.183	38.780	39.760	251.7	13:35.870

75 CPT2						
CENTRI PORCHE TICINO						
PORSCHE 718 GT4						
1	3:15.993	1:49.381	44.441	42.171	147.3	3:15.993
2	1:59.523	37.941	40.692	40.890	251.1	5:15.516
3	1:57.963	37.478	40.087	40.398	251.7	7:13.479
4	2:12.447 B	38.137	43.700	50.610	237.9	9:25.926
5	5:33.451 B	3:52.549	43.236	57.666	189.7	14:59.377
6	7:34.563	6:06.935	43.388	44.240	189.7	22:33.940
7	2:04.183	38.931	42.673	42.579	246.0	24:38.123
8	2:46.765 B	38.498	52.608	1:15.659	251.1	27:24.888
9	9:51.996	8:24.827	43.888	43.281	154.0	37:16.884
10	2:02.921	38.466	42.417	42.038	248.2	39:19.805
11	2:02.514	37.886	42.204	42.424	257.0	41:22.319
12	2:14.663 B	38.095	42.056	54.512	255.2	43:36.982
13	4:27.117	2:52.438	49.388	45.291	164.2	48:04.099
14	2:07.935	39.552	45.029	43.354	254.0	50:12.034
15	2:06.611	39.552	44.467	42.592	234.3	52:18.645
16	2:38.712 B	38.454	53.337	1:06.921	249.4	54:57.357

76 LEY A.						
TARGET COMPETITION						
HYUNDAI ELANTRA N						
1	25:33.346 B	...	49.410	1:06.702	154.0	25:33.346
2	12:10.028	...	46.695	42.469	149.1	37:43.374
3	1:57.951	37.695	39.950	40.306	252.3	39:41.325
4	1:56.957	37.963	39.171	39.823	253.4	41:38.282
5	1:56.918	37.117	39.926	39.875	252.8	43:35.200
6	1:56.301	37.046	39.220	40.035	254.0	45:31.501
7	1:56.662	37.198	39.497	39.967	252.8	47:28.163
8	1:55.706	37.068	38.892	39.746	254.0	49:23.869
9	1:56.970	37.454	39.461	40.055	255.2	51:20.839
10	2:13.829 B	37.217	39.157	57.455	252.3	53:34.668

83 AF GT3						
AF CORSE						
FERRARI 296 GT3						
1	4:34.976	2:51.758	51.417	51.801	131.8	4:34.976
2	2:28.417	46.097	49.398	52.922	169.3	7:03.393
3	2:23.170	42.178	50.789	50.203	199.1	9:26.563
4	2:14.262	41.397	44.619	48.246	197.7	11:40.825
5	2:25.239	46.942	48.947	49.350	177.4	14:06.064
6	2:49.172 B	48.345	54.704	1:06.123	188.1	16:55.236
7	5:50.576	4:16.479	44.864	49.233	181.5	22:45.812
8	2:42.732 B	46.270	50.364	1:06.098	194.1	25:28.544
9	13:42.452	...	46.779	49.229	175.4	39:10.996
10	2:20.180	45.172	47.651	47.357	223.2	41:31.176
11	2:13.714	42.188	45.336	46.190	228.4	43:44.890
12	2:12.653	40.038	44.737	47.878	222.3	45:57.543
13	2:38.511 B	44.591	46.584	1:07.336	197.0	48:36.054
14	3:28.996	1:55.427	47.209	46.360	184.9	52:05.050
15	2:47.245 B	46.063	55.870	1:05.312	235.8	54:52.295


87 PARK J.						
TARGET COMPETITION						
HYUNDAI ELANTRA N						
1	4:05.876 B	2:18.495	50.510	56.871	133.9	4:05.876
2	7:36.551 B	5:55.253	47.698	53.600	144.2	11:42.427
3	26:59.352 B	...	47.883	53.067	168.0	38:41.779

Lap	Time	Sector 1	Sector 2	Sector 3	T.Sp	Elapsed	Lap	Time	Sector 1	Sector 2	Sector 3	T.Sp	Elapsed
5	2:24.906 B	38.693	43.771	1:02.442	169.6	16:00.776	11	2:02.442 B	37.179	39.085	46.178	254.6	43:57.403
6	7:28.506	6:01.413	43.956	43.137	186.2	23:29.282	12	4:36.586	3:09.826	43.661	43.099	172.3	48:33.989
7	2:18.337 B	37.246	39.211	1:01.880	252.8	25:47.619	13	1:55.809	37.488	38.795	39.526	248.8	50:29.798
8	12:14.420	...	40.993	43.868	171.5	38:02.039	14	2:10.396 B	37.214	38.689	54.493	249.9	52:40.194
9	1:56.332	37.439	38.876	40.017	250.5	39:58.371							
10	1:56.590	37.903	39.085	39.602	225.6	41:54.961							

97 PARK JS.						
TARGET COMPETITION						
HYUNDAI ELANTRA N						
1	4:12.068 B	2:33.663	44.352	54.053	184.3	4:12.068
2	4:38.424	3:05.616	48.344	44.464	187.8	8:50.492
3	1:56.226	37.412	39.127	39.687	249.9	10:46.718
4	1:55.969	37.393	38.832	39.744	252.8	12:42.687
5	2:17.647 B	41.216	41.790	54.641	201.7	15:00.334
6	8:28.125	7:00.926	44.408	42.791	188.1	23:28.459
7	2:25.477 B	37.493	42.654	1:05.330	249.9	25:53.936
8	12:08.861	...	41.504	43.161	191.1	38:02.797
9	1:55.761	37.237	38.966	39.558	253.4	39:58.558
10	1:55.828	37.094	38.832	39.902	254.6	41:54.386
11	2:02.020 B	37.261	38.670	46.089	251.7	43:56.406
12	4:38.593	3:12.320	43.419	42.854	189.4	48:34.999
13	1:55.765	37.373	38.937	39.455	254.0	50:30.764
14	2:06.129 B	37.049	38.741	50.339	255.2	52:36.893

111 BESTLAP						
BEST LAP						
FERRARI 488 CHALLENGE						
1	8:37.069	7:16.562	40.019	40.488	178.5	8:37.069
2	1:52.861	34.717	39.706	38.438	278.1	10:29.930
3	1:51.131	34.460	38.375	38.296	279.5	12:21.061
4	1:50.784	34.330	38.301	38.153	280.2	14:11.845
5	2:44.117 B	43.438	54.281	1:06.398	280.9	16:55.962
6	6:01.531 B	4:24.322	46.173	51.036	124.8	22:57.493
7	14:52.644	...	43.314	41.709	184.9	37:50.137
8	1:52.484	34.989	38.763	38.732	266.5	39:42.621
9	1:50.769	34.707	38.073	37.989	279.5	41:33.390
10	1:51.270	35.432	37.906	37.932	240.5	43:24.660
11	1:50.229	34.238	37.927	38.064	278.8	45:14.889
12	1:50.257	34.265	37.811	38.181	278.8	47:05.146
13	1:49.823	34.299	37.593	37.931	278.8	48:54.969
14	1:49.897	34.289	37.633	37.975	279.5	50:44.866
15	2:18.107 B	37.200	41.885	59.022	232.3	53:02.973

288 HC RACING						
HC RACING						
LAMBORGHINI ST EVO 2						
1	4:05.876 B	2:18.495	50.510	56.871	133.9	4:05.876
2	7:36.551 B	5:55.253	47.698	53.600	144.2	11:42.427
3	26:59.352 B	...	47.883	53.067	168.0	38:41.779



Professional Track Days

Monza, 13-14.10.2024

Free Practice 6 GT,TCR,PROTO

Sector Analysis

— Invalidated Lap ■ Personal Best ■ Session Best B Crossing the pit lane

Lap	Time	Sector 1	Sector 2	Sector 3	T.Spd	Elapsed	Lap	Time	Sector 1	Sector 2	Sector 3	T.Spd	Elapsed
-----	------	----------	----------	----------	-------	---------	-----	------	----------	----------	----------	-------	---------

291 CPT1		CENTRI PORCHE TICINO						PORSCHE 992					
1	3:18.715	1:52.385	44.267	42.063	169.1	3:18.715							
2	1:57.286	36.358	40.711	40.217	248.8	5:16.001							
3	1:54.964	35.300	39.785	39.879	275.2	7:10.965							
4	1:55.551	35.433	40.205	39.913	271.1	9:06.516							
5	1:55.062	35.262	39.863	39.937	275.2	11:01.578							
6	1:54.536	35.237	40.227	39.072	275.2	12:56.114							
7	2:05.993B	35.046	39.503	51.444	275.9	15:02.107							
8	7:20.934	6:00.673	40.142	40.119	178.8	22:23.041							
9	1:54.905	35.750	39.374	39.781	271.8	24:17.946							
10	2:59.634B	46.909	1:00.774	1:11.951	273.2	27:17.580							
11	11:08.412	9:44.396	42.685	41.331	173.1	38:25.992							
12	1:55.121	35.970	39.357	39.794	267.8	40:21.113							
13	1:54.042	35.708	38.990	39.344	273.9	42:15.155							
14	1:55.136	35.458	40.538	39.140	265.8	44:10.291							
15	1:53.519	34.823	38.715	39.981	276.6	46:03.810							
16	1:51.991	35.066	38.335	38.590	276.6	47:55.801							
17	1:53.178	35.241	38.898	39.039	273.9	49:48.979							
18	1:52.928	35.275	38.842	38.811	275.2	51:41.907							
19	2:35.438B	34.915	55.642	1:04.881	275.2	54:17.345							

300 MM 2		MM MOTORSPORT						HONDA CIVIC					
1	6:12.588B	4:32.917	46.540	53.131	101.8	6:12.588							
2	3:55.695	2:32.965	41.170	41.560	165.7	10:08.283							
3	1:59.551	37.885	40.015	41.651	254.0	12:07.834							
4	6:59.049B	37.990	40.360	5:40.699	257.0	19:06.883							
5	18:27.535B	...	42.905	49.728	183.6	37:34.418							
6	3:58.237	2:36.209	40.955	41.073	191.7	41:32.655							
7	1:58.987	38.562	39.725	40.700	234.3	43:31.642							
8	1:57.372	37.400	39.598	40.374	251.7	45:29.014							
9	1:57.254	37.241	39.620	40.393	253.4	47:26.268							
10	1:56.837	37.110	39.592	40.135	253.4	49:23.105							