

# Professional Track Days


## Monza, 13-14.10.2024

### Free Practice 7 GT,TCR,PROTO

## Sector Analysis

\_ Invalidated Lap    
 ■ Personal Best    
 ■ Session Best    
 ■ Crossing the pit lane

Lap	Time	Sector 1	Sector 2	Sector 3	T.Sp	Elapsed	Lap	Time	Sector 1	Sector 2	Sector 3	T.Sp	Elapsed
<b>01</b> TEAM PAGANI													
PAGANI AUTOMOBILI							PAGANI						
1	6:09.164 B	4:24.296	44.394	1:00.474	163.5	6:09.164	17	1:57.463	37.397	39.885	40.181	251.1	53:12.223
2	5:39.439	4:17.822	41.831	39.786	154.4	11:48.603	18	1:57.577	37.773	39.590	40.214	248.8	55:09.800
3	1:51.654	32.788	36.655	42.211	246.5	13:40.257							
4	1:39.223	31.085	34.119	34.019	296.2	15:19.480							
5	2:10.702 B	<b>30.326</b>	40.755	59.621	325.5	17:30.182							
6	15:25.833	...	45.792	47.087	102.2	32:56.015							
7	1:48.296	35.634	36.621	36.041	233.8	34:44.311							
8	1:40.563	31.310	34.879	34.374	289.1	36:24.874							
9	<b>1:38.129</b>	30.387	<b>33.825</b>	<b>33.917</b>	319.8	38:03.003							
10	1:40.341	31.486	34.228	34.627	267.8	39:43.344							
11	1:39.440	31.045	34.203	34.192	323.6	41:22.784							
12	1:57.243 B	31.698	36.947	48.598	320.7	43:20.027							
<b>4</b> SDG													
SCUDERIA DEL GIRASOLE							CUPRA LEON						
1	2:21.554	53.400	44.020	44.134	170.1	2:21.554							
2	2:00.740	37.822	41.906	41.012	244.9	4:22.294							
3	2:06.114 B	37.521	40.141	48.452	252.3	6:28.408							
4	4:35.703	3:06.096	42.883	46.724	190.7	11:04.111							
5	1:57.132	37.472	39.367	40.293	252.3	13:01.243							
6	1:56.350	37.217	39.148	39.985	254.0	14:57.593							
7	1:56.191	<b>36.962</b>	39.283	39.946	254.6	16:53.784							
8	1:56.037	37.015	39.187	39.835	254.6	18:49.821							
9	2:03.396 B	37.115	39.243	47.038	252.8	20:53.217							
10	11:14.796	9:52.473	41.247	41.076	161.1	32:08.013							
11	1:56.620	37.359	39.184	40.077	249.9	34:04.633							
12	1:56.722	37.244	39.194	40.284	251.1	36:01.355							
13	1:58.033	37.202	40.620	40.211	252.8	37:59.388							
14	1:56.410	37.216	39.277	39.917	254.0	39:55.798							
15	2:03.933 B	37.257	39.178	47.498	251.7	41:59.731							
16	6:59.557	5:37.892	40.830	40.835	189.7	48:59.288							
17	1:55.931	37.130	39.088	39.713	250.5	50:55.219							
18	2:06.374	37.087	39.983	49.304	252.3	53:01.593							
19	<b>1:55.715</b>	37.227	<b>38.851</b>	<b>39.637</b>	252.3	54:57.308							
20	1:56.217	37.285	39.116	39.816		56:53.525							
<b>8</b> CECCATO RACING													
CECCATO RACING							BMW M4						
1	2:16.822	57.425	39.568	39.829	169.1	2:16.822							
2	1:49.520	34.973	36.994	37.553	275.9	4:06.342							
3	1:51.814	34.089	36.925	40.800	274.5	5:58.156							
4	1:47.737	34.230	36.651	36.856	274.5	7:45.893							
5	1:47.423	34.107	36.692	36.624	275.9	9:33.316							
6	1:47.423	33.968	36.367	37.088	276.6	11:20.739							
7	1:46.709	33.821	36.364	36.524	275.9	13:07.448							
8	1:55.625 B	36.286	36.691	42.648	277.3	15:03.073							
9	3:27.511	2:07.679	37.377	42.455	124.1	18:30.584							
10	1:47.107	33.942	36.523	36.642	276.6	20:17.691							
11	2:26.916 B	36.807	51.436	58.673	275.9	22:44.607							
12	9:32.798	8:10.547	39.962	42.289	158.0	32:17.405							
13	1:50.108	34.816	37.831	37.461	272.5	34:07.513							
14	1:47.790	34.159	36.536	37.095	275.2	35:55.303							
15	1:47.603	34.501	36.482	36.620	273.9	37:42.906							
16	1:47.064	34.031	36.756	36.277	275.2	39:29.970							
17	1:48.840	33.992	36.585	38.263	275.2	41:18.810							
18	1:55.642 B	33.939	37.104	44.599	275.2	43:14.452							
19	3:04.108	1:50.691	36.693	36.724	214.4	46:18.560							
20	1:45.984	33.904	36.054	36.026	275.2	48:04.544							
21	1:46.445	33.770	36.356	36.319	275.9	49:50.989							
22	1:45.630	33.760	35.997	<b>35.873</b>	274.5	51:36.619							
23	<b>1:45.495</b>	33.653	35.798	36.044	275.9	53:22.114							
24	1:45.496	<b>33.643</b>	<b>35.718</b>	36.135	275.2	55:07.610							
<b>10</b> PAOLINO F.													
TARGET COMPETITION							HYUNDAI ELANTRA N						
1	3:50.077	2:13.250	48.277	48.550	152.7	3:50.077							
2	2:13.504 B	39.239	43.017	51.248	232.3	6:03.581							
3	3:58.140	2:30.520	42.534	45.086	181.8	10:01.721							
4	2:00.144	37.863	40.889	41.392	244.9	12:01.865							
5	1:59.836	38.067	40.592	41.177	249.4	14:01.701							
6	1:59.170	37.946	40.176	41.048	251.1	16:00.871							
7	1:59.082	37.796	40.079	41.207	250.5	17:59.953							
8	2:04.572	39.619	43.345	41.608	249.4	20:04.525							
9	2:33.451 B	37.382	56.701	59.368	251.7	22:37.976							
10	9:48.133	8:15.758	44.138	48.237	154.4	32:26.109							
11	2:04.760	37.927	40.381	46.452	251.7	34:30.869							
12	1:58.146	37.649	39.706	40.791	251.1	36:29.015							
13	1:59.116	37.554	39.970	41.592	252.8	38:28.131							
14	2:09.318	37.729	44.661	46.928	250.5	40:37.449							
15	2:05.240 B	37.667	39.880	47.693	252.8	42:42.689							
16	3:50.230	2:25.208	42.769	42.253	190.4	46:32.919							
17	1:57.928	37.567	39.674	40.687	248.8	48:30.847							
18	1:57.375	37.371	39.744	<b>40.260</b>	249.4	50:28.222							
19	1:57.289	<b>37.240</b>	39.564	40.485	251.7	52:25.511							
20	<b>1:57.154</b>	37.272	<b>39.479</b>	40.403	249.9	54:22.665							
21	2:07.842 B	37.298	39.566	50.978	249.9	56:30.507							
<b>017</b> PMA17													
PMA MOTORSPORT							AUDI RS3 LMS						
1	2:33.712	1:02.431	47.660	43.621	165.0	2:33.712							



# Professional Track Days

## Monza, 13-14.10.2024

### Free Practice 7 GT,TCR,PROTO

## Sector Analysis

\_ Invalidated Lap

Personal Best

Session Best

Crossing the pit lane

Lap	Time	Sector 1	Sector 2	Sector 3	T.Sp	Elapsed	Lap	Time	Sector 1	Sector 2	Sector 3	T.Sp	Elapsed
2	2:09.905B	39.133	41.584	49.188	232.8	4:43.617							
3	7:35.448B	5:37.383	57.314	1:00.751	128.8	12:19.065							
4	3:52.025	2:29.204	42.140	40.681	137.6	16:11.090							
5	1:55.587	36.750	39.319	39.518	258.2	18:06.677							
6	1:55.794	36.757	39.214	39.823	258.9	20:02.471							
7	2:27.329B	36.948	48.197	1:02.184	257.0	22:29.800							
8	10:03.979B	8:30.682	41.346	51.951	190.7	32:33.779							
9	4:12.134	2:40.721	49.435	41.978	125.5	36:45.913							
10	1:55.069	36.707	39.088	<b>39.274</b>	258.2	38:40.982							
11	<b>1:54.906</b>	<b>36.620</b>	<b>38.996</b>	39.290	257.6	40:35.888							
12	2:02.485B	36.778	39.133	46.574	257.6	42:38.373							

### 044 PS PERFORMANCE

PS-PERFORMANCE PORSCHE 992

1	3:33.457	1:42.326	56.426	54.705	127.6	3:33.457
2	2:31.296	45.368	52.236	53.692	155.8	6:04.753
3	2:21.931	44.440	47.732	49.759	136.6	8:26.684
4	2:21.750	44.920	48.272	48.558	133.1	10:48.434
5	2:15.365	40.951	46.705	47.709	190.7	13:03.799
6	2:17.156	44.064	45.343	47.749	184.0	15:20.955
7	2:16.398	40.613	45.481	50.304	192.8	17:37.353
8	2:14.115	40.611	46.282	47.222	198.8	19:51.468
9	2:35.505B	40.665	48.666	1:06.174	189.7	22:26.973
10	10:11.429	8:27.040	49.811	54.578	145.3	32:38.402
11	1:59.637	36.636	40.862	42.139	241.1	34:38.039
12	1:54.907	36.029	39.000	39.878	257.6	36:32.946
13	1:53.818	35.547	38.883	39.388	267.8	38:26.764
14	1:53.560	<b>35.206</b>	38.880	39.474	267.1	40:20.324
15	2:08.215B	35.530	38.982	53.703	268.4	42:28.539
16	3:43.841	2:19.933	42.272	41.636	144.8	46:12.380
17	2:00.817	35.961	42.396	42.460	261.3	48:13.197
18	1:53.557	35.566	38.783	<b>39.208</b>	270.4	50:06.754
19	1:53.959	35.577	38.821	39.561	267.8	52:00.713
20	<b>1:53.404</b>	35.410	<b>38.506</b>	39.488	271.1	53:54.117
21	2:10.949B	36.150	42.001	52.798	271.1	56:05.066

### 44 IMBERTI M.

MM MOTORSPORT HYUNDAI ELANTRA N

1	2:20.986	51.316	44.697	44.973	150.0	2:20.986
2	2:09.353B	39.288	41.714	48.351	228.4	4:30.339
3	4:10.635	2:48.765	40.997	40.873	191.4	8:40.974
4	1:57.703	37.481	40.033	40.189	247.7	10:38.677
5	1:56.734	37.390	39.355	39.989	248.8	12:35.411
6	1:56.879	37.396	39.355	40.128	248.8	14:32.290
7	2:08.917B	37.472	44.546	46.899	248.8	16:41.207
8	6:23.253B	4:33.637	51.877	57.739	174.5	23:04.460
9	10:20.919	8:57.883	41.393	41.643	172.6	33:25.379
10	1:56.892	37.555	39.310	40.027	248.2	35:22.271
11	1:56.464	37.351	39.168	39.945	250.5	37:18.735
12	1:56.949	37.785	39.136	40.028	249.4	39:15.684
13	1:56.332	<b>37.178</b>	39.421	39.733	250.5	41:12.016
14	2:27.628B	41.661	47.059	58.908	249.9	43:39.644
15	5:27.591	4:02.774	41.987	42.830	183.0	49:07.235
16	2:01.702	37.932	40.395	43.375	250.5	51:08.937
17	<b>1:55.880</b>	37.183	<b>38.995</b>	<b>39.702</b>	251.1	53:04.817
18	1:56.274	37.203	39.169	39.902	251.1	55:01.091

### 045 BELLAROSA I.

AVELON WOLF GB08 THUNDER

1	4:50.488	3:39.844	35.612	<b>35.032</b>	236.3	4:50.488
2	<b>1:40.991</b>	31.482	34.172	35.337	301.2	6:31.479
3	1:54.449B	31.809	37.592	45.048	297.0	8:25.928
4	4:36.671	3:25.405	35.543	35.723	173.1	13:02.599
5	1:42.077	31.900	<b>33.968</b>	36.209	300.3	14:44.676
6	1:44.630	31.076	34.646	38.908	301.2	16:29.306
7	1:56.209	39.699	37.107	39.403	166.7	18:25.515
8	1:42.668	<b>31.020</b>	35.829	35.819	300.3	20:08.183
9	10:13.381B	31.818	7:19.091	2:22.472	293.0	30:21.564

### 051 AF 51


AF CORSE FERRARI 488 GT3

1	2:25.753	1:09.827	37.467	38.459	212.3	2:25.753
2	1:50.894	34.253	39.757	36.884	274.5	4:16.647
3	1:47.154	33.695	36.732	36.727	280.2	6:03.801
4	1:46.275	33.867	36.087	36.321	279.5	7:50.076
5	1:48.751	33.610	38.350	36.791	280.9	9:38.827
6	<b>1:45.533</b>	<b>33.462</b>	<b>35.932</b>	<b>36.139</b>	280.2	11:24.360
7	1:54.217B	33.544	36.366	44.307	281.7	13:18.577
8	6:58.459	5:36.084	41.715	40.660	209.5	20:17.036
9	2:24.827B	36.385	51.811	56.631	277.3	22:41.863
10	9:41.967	8:21.237	40.534	40.196	211.5	32:23.830
11	1:50.081	34.230	37.812	38.039	278.8	34:13.911
12	1:49.588	34.102	38.152	37.334	277.3	36:03.499
13	1:47.911	34.046	36.759	37.106	279.5	37:51.410
14	1:47.016	33.770	36.446	36.800	276.6	39:38.426
15	1:47.448	33.849	36.340	37.259	278.8	41:25.874
16	1:51.582	35.019	37.810	38.753	262.0	43:17.456
17	1:47.220	33.745	36.557	36.918	277.3	45:04.676
18	1:47.691	33.771	36.644	37.276	275.2	46:52.367
19	1:47.114	33.714	36.504	36.896	277.3	48:39.481
20	2:03.370	37.010	43.747	42.613	279.5	50:42.851
21	2:07.711B	33.863	39.924	53.924	278.8	52:50.562

### 054 IMPERIALE

IMPERIALE RACING LAMBORGHINI HURACAN

1	2:13.914	56.440	38.711	38.763	165.2	2:13.914
2	1:47.447	34.223	36.590	36.634	271.1	4:01.361
3	1:48.655	33.958	36.991	37.706	273.2	5:50.016
4	1:46.659	33.877	36.574	<b>36.208</b>	273.9	7:36.675
5	<b>1:46.122</b>	33.869	<b>35.927</b>	36.326	274.5	9:22.797
6	1:54.560B	<b>33.667</b>	36.326	44.567	275.2	11:17.357
7	6:30.169	5:08.217	38.579	43.373	212.8	17:47.526
8	1:50.958	34.140	37.586	39.232	273.2	19:38.484
9	2:00.263B	33.738	35.936	50.589	273.2	21:38.747
10	10:41.943	9:18.932	38.964	44.047	188.1	32:20.690
11	1:48.155	33.916	37.136	37.103	274.5	34:08.845
12	1:49.386	35.095	37.087	37.204	276.6	35:58.231
13	1:52.571B	33.743	36.450	42.378	275.9	37:50.802
14	4:56.157	3:42.221	37.139	36.797	213.2	42:46.959
15	1:46.536	33.870	36.228	36.438	272.5	44:33.495
16	1:46.125	33.763	36.127	36.235	272.5	46:19.620
17	1:46.506	33.723	36.344	36.439	275.9	48:06.126
18	1:51.270B	33.677	36.471	41.122	275.2	49:57.396



## Professional Track Days Monza, 13-14.10.2024 Free Practice 7 GT,TCR,PROTO

### Sector Analysis


— Invalidated Lap

■ Personal Best

■ Session Best

B Crossing the pit lane

Lap	Time	Sector 1	Sector 2	Sector 3	T.Sp	Elapsed	Lap	Time	Sector 1	Sector 2	Sector 3	T.Sp	Elapsed	
<b>67</b>	MM 1 MM MOTORSPORT	HONDA CIVIC						21	2:01.854	38.004	42.008	41.842	256.4	55:44.413
1	2:22.730	50.412	44.974	47.344	151.8	2:22.730	<b>76</b>	LEY A. TARGET COMPETITION	HYUNDAI ELANTRA N					
2	2:01.974	38.505	42.119	41.350	221.9	4:24.704	1	3:27.932 B	1:45.423	47.721	54.788	148.1	3:27.932	
3	1:58.471	37.169	40.520	40.782	254.6	6:23.175	2	4:17.296	2:52.401	42.683	42.212	155.3	7:45.228	
4	2:00.969	37.270	40.775	42.924	255.2	8:24.144	3	1:58.983	37.367	41.145	40.471	251.7	9:44.211	
5	1:57.542	37.305	39.881	40.356	255.8	10:21.686	4	1:56.962	37.141	39.703	40.118	248.8	11:41.173	
6	2:05.187 B	37.546	39.893	47.748	239.5	12:26.873	5	1:56.008	37.162	38.952	39.894	252.8	13:37.181	
7	4:11.454	2:40.918	47.724	42.812	156.4	16:38.327	6	1:55.809	37.165	38.836	39.808	253.4	15:32.990	
8	2:04.736	37.405	44.642	42.689	254.6	18:43.063	7	1:57.590	37.074	38.870	41.646	254.0	17:30.580	
9	1:56.699	37.187	39.460	40.052	254.6	20:39.762	8	1:56.980	37.264	39.611	40.105	254.0	19:27.560	
10	2:39.295 B	46.077	50.431	1:02.787	167.0	23:19.057	9	2:08.308 B	36.982	39.232	52.094	254.0	21:35.868	
11	9:44.085	8:12.479	46.126	45.480	152.5	33:03.142	10	10:38.084	9:15.434	41.658	40.992	152.1	32:13.952	
12	1:57.048	37.251	39.615	40.182	254.0	35:00.190	11	1:56.710	37.228	39.318	40.164	252.8	34:10.662	
13	1:56.732	37.285	39.742	39.705	254.6	36:56.922	12	1:58.760	37.128	41.677	39.955	254.0	36:09.422	
14	1:56.205	37.229	39.298	39.678	255.2	38:53.127	13	1:56.120	37.152	39.078	39.890	252.3	38:05.542	
15	1:56.599	37.265	39.263	40.071	254.6	40:49.726	14	1:57.140	37.047	39.995	40.098	253.4	40:02.682	
16	2:06.592 B	38.634	39.565	48.393	207.1	42:56.318	15	2:08.587 B	37.440	42.803	48.344	251.1	42:11.269	
17	5:39.710	4:01.268	45.330	53.112	112.3	48:36.028	16	8:13.758	6:51.446	41.697	40.615	153.3	50:25.027	
18	1:56.100	37.287	39.248	39.565	252.3	50:32.128	17	1:56.116	36.995	39.233	39.888	252.3	52:21.143	
19	2:14.829	37.105	51.761	45.963	255.8	52:46.957	18	1:56.651	37.166	39.473	40.012	252.8	54:17.794	
20	1:56.235	37.313	39.113	39.809	252.8	54:43.192	19	1:55.922	36.962	39.171	39.789	252.8	56:13.716	
21	2:15.686 B	41.964	43.745	49.977	245.4	56:58.878								
<b>69</b>	FOSSATI T. FOX RACING	AUDI RS3 LMS					<b>83</b>	AF GT3 AF CORSE	FERRARI 296 GT3					
1	6:04.200	4:27.558	46.921	49.721	167.8	6:04.200	1	2:53.557 B	1:17.475	43.328	52.754	204.4	2:53.557	
2	2:06.124	38.685	44.328	43.111	217.9	8:10.324	<b>87</b>	PARK J. TARGET COMPETITION	HYUNDAI ELANTRA N					
3	1:59.700	37.918	40.423	41.359	242.1	10:10.024	1	3:09.284 B	1:38.830	42.374	48.080	169.6	3:09.284	
4	1:59.160	37.834	40.163	41.163	243.2	12:09.184	2	4:10.132	2:47.676	41.609	40.847	188.1	7:19.416	
5	1:58.020	37.489	39.679	40.852	246.5	14:07.204	3	1:56.135	37.316	39.128	39.691	248.8	9:15.551	
6	1:57.564	37.308	39.584	40.675	248.8	16:04.768	4	1:55.662	37.231	38.864	39.567	249.4	11:11.213	
7	2:14.765 B	37.379	39.618	57.768	249.9	18:19.533	5	1:55.812	37.215	38.759	39.838	251.1	13:07.025	
<b>75</b>	CPT2 CENTRI PORCHE TICINO	PORSCHE 718 GT4					6	1:57.398	38.901	38.862	39.635	252.8	15:04.423	
1	2:28.657	48.923	53.903	45.831	134.2	2:28.657	7	1:56.272	37.661	38.881	39.730	250.5	17:00.695	
2	2:05.121	39.659	42.925	42.537	243.2	4:33.778	8	1:55.804	37.272	38.928	39.604	249.9	18:56.499	
3	2:03.014	38.799	42.021	42.194	251.7	6:36.792	9	2:09.471 B	37.505	38.906	53.060	249.9	21:05.970	
4	2:06.663	38.463	42.819	45.381	253.4	8:43.455	10	18:12.565	...	39.209	39.754	186.5	39:18.535	
5	2:04.496	37.680	41.959	44.857	257.0	10:47.951	11	1:56.367	37.270	39.414	39.683	252.3	41:14.902	
6	2:01.068	38.065	41.455	41.548	255.2	12:49.019	12	2:22.241 B	37.134	47.705	57.402	251.1	43:37.143	
7	2:00.278	37.760	41.103	41.415	256.4	14:49.297	<b>97</b>	PARK JS. TARGET COMPETITION	HYUNDAI ELANTRA N					
8	2:00.025	37.766	41.042	41.217	257.0	16:49.322	1	17:56.451 B	...	45.440	54.130	184.6	17:56.451	
9	1:59.817	37.665	40.977	41.175	256.4	18:49.139	2	4:31.321 B	2:38.115	49.517	1:03.689	149.3	22:27.772	
10	2:31.298 B	38.399	55.887	57.012	255.8	21:20.437	3	10:06.119	8:43.161	42.271	40.687	190.1	32:33.891	
11	11:11.673	9:37.013	47.629	47.031	160.1	32:32.110	4	1:56.156	37.344	39.090	39.722	252.8	34:30.047	
12	2:07.599	39.696	43.094	44.809	251.1	34:39.709	5	1:55.718	37.321	38.833	39.564	252.3	36:25.765	
13	2:16.183	48.984	43.283	43.916	254.6	36:55.892	6	1:55.823	37.273	38.909	39.641	253.4	38:21.588	
14	2:05.403	38.924	43.223	43.256	252.8	39:01.295	7	1:55.354	37.161	38.757	39.436	252.3	40:16.942	
15	2:03.035	38.297	42.463	42.275	255.2	41:04.330	8	1:55.553	37.239	38.829	39.485	252.3	42:12.495	
16	2:03.116	38.357	42.437	42.322	254.0	43:07.446	9	1:55.719	37.345	38.826	39.548	250.5	44:08.214	
17	2:15.048 B	38.419	42.841	53.788	253.4	45:22.494	10	1:56.117	37.501	39.045	39.571	250.5	46:04.331	
18	4:11.769	2:36.764	50.853	44.152	169.1	49:34.263	11	1:56.185	37.361	39.073	39.751	250.5	48:00.516	
19	2:05.424	38.497	44.031	42.896	255.2	51:39.687	12	1:57.067	37.479	39.847	39.741	250.5	49:57.583	
20	2:02.872	37.688	42.584	42.600	258.2	53:42.559								



# Professional Track Days

## Monza, 13-14.10.2024

### Free Practice 7 GT,TCR,PROTO

## Sector Analysis

\_ Invalidated Lap  
 ■ Personal Best  
 ■ Session Best  
 B Crossing the pit lane

Lap	Time	Sector 1	Sector 2	Sector 3	T.Spd	Elapsed	Lap	Time	Sector 1	Sector 2	Sector 3	T.Spd	Elapsed		
13	3:09.126	B	37.352	52.264	1:39.510	251.1	53:06.709	18	1:53.234	34.938	38.917	39.379	273.2	52:51.806	
								19	1:52.193	34.917	38.191	39.085	274.5	54:43.999	
								20	2:00.440	B	36.555	38.421	45.464	264.5	56:44.439

### 111 BEST LAP

BEST LAP FERRARI 488 CHALLENGE

1	5:59.187	4:38.552	40.852	39.783	184.0	5:59.187	
2	1:52.832	34.804	38.096	39.932	271.1	7:52.019	
3	1:51.165	34.370	38.558	38.237	279.5	9:43.184	
4	1:58.621	B	34.362	38.056	46.203	279.5	11:41.805
5	4:44.715	3:24.856	38.477	41.382	214.0	16:26.520	
6	1:50.661	34.345	38.135	38.181	280.9	18:17.181	
7	2:01.843	B	36.648	38.790	46.405	265.8	20:19.024
8	14:33.329	...	45.550	47.021	192.1	34:52.353	
9	1:49.953	34.216	37.770	37.967	280.2	36:42.306	
10	1:49.735	34.222	37.669	37.844	280.2	38:32.041	
11	1:57.541	B	34.178	38.433	44.930	279.5	40:29.582
12	3:17.503	2:01.988	37.788	37.727	214.9	43:47.085	
13	1:49.921	34.138	37.841	37.942	280.2	45:37.006	
14	1:49.909	34.261	37.767	37.881	278.8	47:26.915	
15	1:57.895	B	34.181	38.160	45.554	279.5	49:24.810

### 288 HC RACING

HC RACING LAMBORGHINI ST EVO 2

1	2:49.568	B	1:18.042	41.107	50.419	184.3	2:49.568
2	6:39.806	B	5:09.325	40.608	49.873	157.6	9:29.374
3	11:42.078	B	...	39.537	48.527	201.7	21:11.452
4	11:11.142	9:50.271	41.504	39.367	205.1	32:22.594	
5	1:52.379	34.706	39.060	38.613	283.1	34:14.973	
6	1:50.010	34.403	37.777	37.830	283.9	36:04.983	
7	1:50.746	34.062	38.598	38.086	280.2	37:55.729	
8	1:49.748	34.025	37.873	37.850	283.1	39:45.477	
9	1:49.224	33.934	37.620	37.670	284.6	41:34.701	
10	1:56.413	B	33.890	37.705	44.818	282.4	43:31.114
11	5:45.765	4:27.084	39.981	38.700	153.8	49:16.879	
12	1:49.563	34.286	37.618	37.659	283.1	51:06.442	
13	1:48.923	33.999	37.418	37.506	283.9	52:55.365	
14	1:48.797	33.965	37.134	37.698	283.1	54:44.162	
15	1:49.467	34.005	37.383	38.079	282.4	56:33.629	

### 291 CPT1

CENTRI PORCHE TICINO PORSCHE 992

1	2:16.148	49.569	44.040	42.539	138.5	2:16.148	
2	1:57.421	37.100	40.315	40.006	232.8	4:13.569	
3	1:54.634	35.720	39.916	38.998	273.2	6:08.203	
4	1:56.381	36.693	40.416	39.272	201.3	8:04.584	
5	1:54.110	35.532	39.791	38.787	271.8	9:58.694	
6	1:53.471	35.376	38.989	39.106	274.5	11:52.165	
7	1:52.529	34.963	38.985	38.581	275.9	13:44.694	
8	1:52.810	34.987	38.713	39.110	275.9	15:37.504	
9	1:53.036	35.194	38.440	39.402	262.6	17:30.540	
10	1:52.513	34.911	38.780	38.822	273.9	19:23.053	
11	8:58.024	B	35.095	7:23.568	59.361	273.2	28:21.077
12	13:01.121	...	48.495	44.643	189.1	41:22.198	
13	2:05.907	42.389	43.282	40.236	227.4	43:28.105	
14	1:53.434	35.590	38.984	38.860	269.8	45:21.539	
15	1:52.343	35.499	38.331	38.513	273.2	47:13.882	
16	1:51.882	35.065	38.454	38.363	271.8	49:05.764	
17	1:52.808	35.304	38.760	38.744	270.4	50:58.572	

### 300 MM 2

MM MOTORSPORT HONDA CIVIC

1	2:26.172	56.830	44.947	44.395	153.8	2:26.172	
2	2:07.027	B	38.515	41.258	47.254	244.3	4:33.199
3	3:56.293	2:34.892	40.804	40.597	192.8	8:29.492	
4	1:57.497	37.558	39.516	40.423	255.8	10:26.989	
5	1:56.926	37.183	39.526	40.217	254.0	12:23.915	
6	1:56.183	37.090	39.218	39.875	253.4	14:20.098	
7	1:58.160	37.168	40.779	40.213	254.0	16:18.258	
8	1:56.401	36.997	39.513	39.891	254.0	18:14.659	
9	1:56.973	37.260	39.603	40.110	253.4	20:11.632	
10	2:41.403	B	45.320	51.837	1:04.246	256.4	22:53.035
11	10:21.997	8:59.623	41.656	40.718	193.5	33:15.032	
12	1:56.998	37.168	39.498	40.332	252.3	35:12.030	
13	1:56.582	37.108	39.262	40.212	252.8	37:08.612	
14	2:05.701	37.268	39.885	48.548	252.8	39:14.313	
15	2:12.930	B	37.121	41.760	54.049	252.8	41:27.243