


# Professional Track Days

## Monza, 12-13.03.2025

### 3rd Session GT,TCR,PROTO

## Sector Analysis

_ Invalidated Lap							■ Personal Best		■ Session Best		■ Crossing the pit lane		
Lap	Time	Sector 1	Sector 2	Sector 3	T.Sp	Elapsed	Lap	Time	Sector 1	Sector 2	Sector 3	T.Sp	Elapsed
<b>5</b>	<b>HEGLIN P.</b>												
	FACH AUTO TECH						Porsche 992 GT3 CUP						
1	4:58.827	3:29.882	45.732	43.213	121.7	4:58.827	5	2:08.984 <b>B</b>	37.072	41.070	50.842	219.6	12:06.790
2	1:58.023	37.397	40.300	40.326	244.3	6:56.850	6	4:32.579	3:09.251	41.037	42.291	158.3	16:39.369
3	1:56.664	36.134	39.539	40.991	233.3	8:53.514	7	1:59.917	37.087	40.687	42.143	227.4	18:39.286
4	1:57.537	36.785	40.514	40.238	232.3	10:51.051	8	<b>1:59.029</b>	<b>36.887</b>	40.135	42.007	235.3	20:38.315
5	1:53.804	35.326	39.115	39.363	257.6	12:44.855	9	1:59.884	37.294	40.853	<b>41.737</b>	232.8	22:38.199
6	1:54.136	35.136	39.728	39.272	265.8	14:38.991	10	1:59.692	36.909	40.643	42.140	227.9	24:37.891
7	2:03.924 <b>B</b>	35.467	38.697	49.760	251.1	16:42.915	11	2:07.069 <b>B</b>	36.903	<b>39.877</b>	50.289	224.6	26:44.960
8	5:05.858	3:46.869	39.229	39.760	170.9	21:48.773							
9	<b>1:53.113</b>	35.298	<b>38.562</b>	<b>39.253</b>	247.7	23:41.886							
10	2:05.827 <b>B</b>	<b>34.912</b>	38.654	52.261	265.8	25:47.713							
11	5:47.806	4:15.105	45.926	46.775	116.4	31:35.519							
12	2:14.844 <b>B</b>	39.608	42.079	53.157	177.1	33:50.363							
<b>031</b>	<b>TAR</b>												
	TARGET RACING						Lamborghini Huracán ST EVO 1						
1	2:40.872	1:07.051	48.237	45.584	131.8	2:40.872	5	1:49.597	34.323	37.636	37.638	271.1	10:04.158
2	1:57.750	38.204	40.493	39.053	228.4	4:38.622	6	1:55.090 <b>B</b>	34.055	37.191	43.844	283.1	11:59.248
3	1:48.379	34.081	37.238	37.060	281.7	6:27.001	7	5:47.101	4:20.555	44.170	42.376	188.1	17:46.349
4	1:47.560	33.794	36.674	37.092	285.4	8:14.561	8	1:55.368	37.180	39.425	38.763	235.3	19:41.717
5	1:49.597	34.323	37.636	37.638	271.1	10:04.158	9	1:47.274	33.789	36.808	36.677	283.9	21:28.991
6	1:55.090 <b>B</b>	34.055	37.191	43.844	283.1	11:59.248	10	1:47.003	33.580	36.557	36.866	283.9	23:15.994
7	5:47.101	4:20.555	44.170	42.376	188.1	17:46.349	11	1:46.821	33.631	36.474	36.716	284.6	25:02.815
8	1:55.368	37.180	39.425	38.763	235.3	19:41.717	12	1:46.354	33.610	<b>36.411</b>	<b>36.333</b>	283.9	26:49.169
9	1:47.274	33.789	36.808	36.677	283.9	21:28.991	13	<b>1:46.351</b>	<b>33.422</b>	36.572	36.357	283.1	28:35.520
10	1:47.003	33.580	36.557	36.866	283.9	23:15.994	14	2:01.945 <b>B</b>	34.609	37.139	50.197	234.3	30:37.465
11	1:46.821	33.631	36.474	36.716	284.6	25:02.815							
12	1:46.354	33.610	<b>36.411</b>	<b>36.333</b>	283.9	26:49.169							
13	<b>1:46.351</b>	<b>33.422</b>	36.572	36.357	283.1	28:35.520							
14	2:01.945 <b>B</b>	34.609	37.139	50.197	234.3	30:37.465							
<b>31</b>	<b>GALLI-FERRARA</b>												
	KESSEL RACING						Ferrari 296 Challenge						
1	2:37.363	1:15.835	39.783	41.745	212.8	2:37.363	5	1:55.089 <b>B</b>	34.129	38.117	42.843	268.4	9:54.153
2	1:48.663	34.083	37.478	37.102	238.9	4:26.026	6	7:04.473	5:40.462	42.414	41.597	188.1	16:58.626
3	<b>1:46.514</b>	33.559	<b>36.177</b>	36.778	262.0	6:12.540	7	1:50.418	33.812	37.978	38.628	264.5	18:49.044
4	1:46.524	33.344	36.592	<b>36.588</b>	258.9	7:59.064	8	1:59.105	33.665	37.017	48.423	265.2	20:48.149
5	1:55.089 <b>B</b>	34.129	38.117	42.843	268.4	9:54.153	9	1:48.178	33.433	37.056	37.689	275.2	22:36.327
6	7:04.473	5:40.462	42.414	41.597	188.1	16:58.626	10	1:47.809	<b>33.280</b>	36.933	37.596	279.5	24:24.136
7	1:50.418	33.812	37.978	38.628	264.5	18:49.044	11	2:01.245 <b>B</b>	33.394	39.619	48.232	277.3	26:25.381
8	1:59.105	33.665	37.017	48.423	265.2	20:48.149	12	4:51.860 <b>B</b>	3:07.337	46.731	57.792	142.1	31:17.241
9	1:48.178	33.433	37.056	37.689	275.2	22:36.327							
10	1:47.809	<b>33.280</b>	36.933	37.596	279.5	24:24.136							
11	2:01.245 <b>B</b>	33.394	39.619	48.232	277.3	26:25.381							
12	4:51.860 <b>B</b>	3:07.337	46.731	57.792	142.1	31:17.241							
<b>81</b>	<b>BRONISZESKI - FUMANELLI</b>												
	KESSEL RACING						Ferrari 296 GT3						
1	2:38.472	1:14.402	41.354	42.716	202.8	2:38.472	5	1:50.094	34.946	37.485	37.663	267.8	10:03.778
2	1:53.187	35.968	38.533	38.686	256.4	4:31.659	6	1:52.023	35.567	37.362	39.094	267.8	11:55.801
3	1:51.350	35.376	37.849	38.125	265.2	6:23.009	7	1:49.730	34.861	37.303	37.566	268.4	13:45.531
4	1:50.675	35.141	37.512	38.022	267.8	8:13.684	8	1:50.377	34.950	37.910	37.517	269.8	15:35.908
5	1:50.094	34.946	37.485	37.663	267.8	10:03.778	9	1:49.931	34.964	37.443	37.524	267.8	17:25.839
6	1:52.023	35.567	37.362	39.094	267.8	11:55.801	10	1:49.676	34.863	37.241	37.572	267.1	19:15.515
7	1:49.730	34.861	37.303	37.566	268.4	13:45.531	11	<b>1:49.194</b>	<b>34.743</b>	<b>37.211</b>	<b>37.240</b>	267.8	21:04.709
8	1:50.377	34.950	37.910	37.517	269.8	15:35.908	12	1:57.050 <b>B</b>	34.840	37.546	44.664	267.1	23:01.759
9	1:49.931	34.964	37.443	37.524	267.8	17:25.839							
10	1:49.676	34.863	37.241	37.572	267.1	19:15.515							
11	<b>1:49.194</b>	<b>34.743</b>	<b>37.211</b>	<b>37.240</b>	267.8	21:04.709							
12	1:57.050 <b>B</b>	34.840	37.546	44.664	267.1	23:01.759							
<b>92</b>	<b>CPT1</b>												
	CENTRI PORSCHE TICINO						Porsche 992 GT3 CUP						
1	3:42.392	2:07.973	47.553	46.866	121.7	3:42.392							
2	2:08.212	39.038	43.625	45.549	237.4	5:50.604							
3	2:05.140	38.690	42.125	44.325	210.3	7:55.744							
4	2:02.062	37.431	41.821	42.810	235.8	9:57.806							



# Professional Track Days

## Monza, 12-13.03.2025

### 3rd Session GT,TCR,PROTO

## Sector Analysis


\_ Invalidated Lap

■ Personal Best

■ Session Best

■ Crossing the pit lane

Lap	Time	Sector 1	Sector 2	Sector 3	T.Sp	Elapsed	Lap	Time	Sector 1	Sector 2	Sector 3	T.Sp	Elapsed
1	2:39.352	1:06.138	47.764	45.450	121.6	2:39.352							
2	2:06.470B	<span style="color: green;">37.361</span>	<span style="color: green;">40.756</span>	48.353	228.9	4:45.822							
3	4:22.973	2:49.731	46.965	46.277	138.1	9:08.795							
4	2:10.253	39.318	45.710	45.225	202.5	11:19.048							
5	2:07.467	39.659	43.476	44.332	238.9	13:26.515							
6	2:06.758	38.625	44.804	43.329	234.8	15:33.273							
7	2:05.438	39.230	43.096	43.112	241.6	17:38.711							
8	<span style="color: green;">2:02.559</span>	37.689	42.370	<span style="color: green;">42.500</span>	220.1	19:41.270							
9	2:18.989B	38.806	44.543	55.640	227.4	22:00.259							
<b>144</b> SF 144													
SF SQUADRA CORSE SEAT LEON CUPRA TCR DSG													
1	3:50.000	2:02.604	54.476	52.920	143.2	3:50.000							
2	2:19.207	46.545	48.712	43.950	182.1	6:09.207							
3	2:07.956	41.179	43.282	43.495	234.8	8:17.163							
4	2:03.050	39.148	41.788	42.114	231.3	10:20.213							
5	2:01.953	39.182	41.303	41.468	231.3	12:22.166							
6	2:00.700	38.650	40.734	41.316	235.3	14:22.866							
7	2:17.646B	41.751	43.126	52.769	231.3	16:40.512							
8	5:06.629	3:38.814	42.587	45.228	178.2	21:47.141							
9	2:03.032	39.313	41.716	42.003	229.4	23:50.173							
10	<span style="color: green;">2:00.008</span>	<span style="color: green;">38.514</span>	<span style="color: green;">40.553</span>	<span style="color: green;">40.941</span>	232.3	25:50.181							
11	2:15.194B	38.749	41.435	55.010	236.9	28:05.375							
12	7:32.880B	5:36.430	51.678	1:04.772	123.4	35:38.255							
<b>177</b> SCHELTEMA													
KESSEL RACING Ferrari 296 Challenge													
1	6:56.289	5:07.961	55.703	52.625	142.3	6:56.289							
2	2:14.208	44.225	43.391	46.592	173.1	9:10.497							
3	1:57.024	37.981	39.997	39.046	221.9	11:07.521							
4	1:49.932	34.088	37.814	38.030	267.8	12:57.453							
5	1:50.818	33.728	38.347	38.743	267.8	14:48.271							
6	1:48.628	33.527	37.518	37.583	284.6	16:36.899							
7	1:48.355	33.665	37.343	37.347	283.1	18:25.254							
8	1:48.652	<span style="color: green;">33.477</span>	37.209	37.966	281.7	20:13.906							
9	<span style="color: green;">1:47.936</span>	33.632	<span style="color: green;">37.061</span>	<span style="color: green;">37.243</span>	283.9	22:01.842							
10	1:48.451	33.849	37.337	37.265	278.1	23:50.293							
11	2:06.261B	33.662	40.946	51.653	271.1	25:56.554							
12	5:10.069B	3:33.218	42.484	54.367	175.9	31:06.623							
<b>206</b> GURUNATH													
SPORTEC AG Porsche 992 GT3 CUP													
1	3:55.712	2:27.409	44.573	43.730	140.5	3:55.712							
2	2:01.663	39.158	40.878	41.627	224.2	5:57.375							
3	1:57.993	36.637	40.201	41.155	251.1	7:55.368							
4	1:57.705	36.308	40.874	40.523	251.7	9:53.073							
5	1:55.550	36.113	39.413	40.024	253.4	11:48.623							
6	<span style="color: green;">1:54.561</span>	36.164	<span style="color: green;">39.081</span>	<span style="color: green;">39.316</span>	246.0	13:43.184							
7	1:57.105	<span style="color: green;">35.760</span>	41.563	39.782	255.8	15:40.289							
8	2:10.381B	41.505	40.825	48.051	206.3	17:50.670							
9	9:02.864	7:38.101	40.296	44.467	145.2	26:53.534							
10	1:55.362	35.851	39.287	40.224	257.0	28:48.896							
11	1:56.727	36.137	39.951	40.639	254.0	30:45.623							
12	1:56.544	36.111	39.785	40.648	246.0	32:42.167							
13	1:57.162	36.161	39.835	41.166	245.4	34:39.329							
14	2:30.599B	44.215	48.253	58.131	184.9	37:09.928							
<b>220</b> WATT. D													
KR RACING PROMOTION Porsche 992 GT3 CUP													
1	2:45.276	1:09.734	47.862	47.680	109.5	2:45.276							
2	2:06.543	40.148	43.061	43.334	171.5	4:51.819							
3	2:02.468	37.875	41.853	42.740	222.3	6:54.287							
4	1:59.126	36.743	40.912	41.471	235.3	8:53.413							
5	1:59.364	36.323	41.010	42.031	252.8	10:52.777							
6	1:59.383	36.558	40.978	41.847	257.0	12:52.160							
7	<span style="color: green;">1:57.848</span>	36.461	40.248	<span style="color: green;">41.139</span>	252.8	14:50.008							
<b>101</b> AF CORSE 101													
AF CORSE Ferrari 296 Challenge													
1	7:09.127	5:37.178	47.224	44.725	118.2	7:09.127							
2	2:00.051	37.494	40.671	41.886	227.0	9:09.178							
3	1:49.404	33.852	37.517	38.035	272.5	10:58.582							
4	1:48.513	33.398	37.558	37.557	286.1	12:47.095							
5	1:50.347	<span style="color: green;">33.309</span>	38.306	38.732	281.7	14:37.442							
6	<span style="color: green;">1:47.479</span>	33.345	<span style="color: green;">36.819</span>	<span style="color: green;">37.315</span>	280.2	16:24.921							
7	2:08.340B	34.882	43.617	49.841	275.9	18:33.261							
8	6:07.980	4:47.577	39.836	40.567	145.2	24:41.241							
9	1:54.263	35.431	38.636	40.196	242.7	26:35.504							
10	1:53.953	34.729	39.149	40.075	270.4	28:29.457							
11	1:55.462	35.015	39.303	41.144	273.9	30:24.919							
12	2:08.969B	35.051	41.229	52.689	269.1	32:33.888							
<b>110</b> PRO RACING 11													
PRO RACING Porsche 992 Cup													
1	2:25.458	56.925	45.811	42.722	110.4	2:25.458							
2	1:52.587	34.810	38.598	39.179	253.4	4:18.045							
3	1:48.867	33.503	37.465	37.899	280.9	6:06.912							
4	1:48.527	33.154	37.672	37.701	286.1	7:55.439							
5	1:48.431	33.580	37.295	37.556	284.6	9:43.870							
6	1:47.136	33.216	36.721	37.199	280.2	11:31.006							
7	1:46.939	33.213	36.723	37.003	289.9	13:17.945							
8	1:47.436	33.590	36.822	37.024	264.5	15:05.381							
9	1:47.733	33.284	37.174	37.275	280.9	16:53.114							
10	<span style="color: green;">1:46.824</span>	33.408	<span style="color: green;">36.543</span>	<span style="color: green;">36.873</span>	281.7	18:39.938							
11	1:55.780B	<span style="color: green;">33.049</span>	36.614	46.117	284.6	20:35.718							
12	12:52.890B	...	45.215	56.774	161.8	33:28.608							
<b>113</b> AF CORSE 113													
AF CORSE Ferrari 296 Challenge													
1	7:10.081	5:38.644	46.857	44.580	111.3	7:10.081							
2	1:59.711	37.390	40.895	41.426	201.7	9:09.792							
3	1:52.947	34.546	38.801	39.600	267.1	11:02.739							
4	1:52.670	34.411	38.812	39.447	270.4	12:55.409							
5	1:54.705	34.825	40.248	39.632	258.2	14:50.114							
6	1:52.942	34.339	38.324	40.279	265.8	16:43.056							
7	1:52.382	34.209	39.166	39.007	260.7	18:35.438							
8	1:51.775	34.335	38.293	39.147	257.6	20:27.213							
9	<span style="color: green;">1:50.645</span>	<span style="color: green;">34.088</span>	<span style="color: green;">37.990</span>	<span style="color: green;">38.567</span>	281.7	22:17.858							
10	1:51.180	34.114	38.178	38.888	280.2	24:09.038							
11	1:54.668	36.186	38.601	39.881	246.5	26:03.706							
12	1:55.568	35.405	38.399	41.764	255.8	27:59.274							
13	2:06.237B	34.322	38.833	53.082	271.8	30:05.511							




# Professional Track Days

## Monza, 12-13.03.2025

### 3rd Session GT,TCR,PROTO

## Sector Analysis

_ Invalidated Lap							■ Personal Best							■ Session Best							B Crossing the pit lane								
Lap	Time	Sector 1	Sector 2	Sector 3	T.Spd	Elapsed	Lap	Time	Sector 1	Sector 2	Sector 3	T.Spd	Elapsed	Lap	Time	Sector 1	Sector 2	Sector 3	T.Spd	Elapsed	Lap	Time	Sector 1	Sector 2	Sector 3	T.Spd	Elapsed		
<b>292</b> CPT2																													
CENTRI PORSCHE TICINO														Porsche 992 GT3 CUP															
1	2:40.407	1:06.702	48.025	45.680	136.1	2:40.407																							
2	2:00.753	38.124	41.685	40.944	233.8	4:41.160																							
3	1:58.317	37.327	40.853	40.137	263.9	6:39.477																							
4	1:57.773	35.768	41.260	40.745	272.5	8:37.250																							
5	1:55.113	35.528	39.837	39.748	273.2	10:32.363																							
6	2:02.353B	35.624	39.655	47.074	273.9	12:34.716																							
7	3:01.117	1:42.236	39.406	39.475	209.5	15:35.833																							
8	1:54.851	36.351	39.027	39.473	260.7	17:30.684																							
9	1:53.929	35.366	39.286	39.277	273.2	19:24.613																							
10	1:53.758	35.342	38.962	39.454	272.5	21:18.371																							
11	1:53.682	35.692	38.992	38.998	267.1	23:12.053																							
12	1:53.057	35.056	39.124	38.877	272.5	25:05.110																							
13	1:52.929	35.253	38.823	38.853	271.8	26:58.039																							
14	2:07.557B	35.791	40.980	50.786	269.1	29:05.596																							
15	6:40.849B	4:53.452	41.898	1:05.499	202.8	35:46.445																							
<b>861</b> SF 168																													
SF SQUADRA CORSE														SEAT LEON CUPRA TCR DSG															
1	3:24.087	1:42.875	52.816	48.396	141.7	3:24.087																							
2	2:17.704B	41.930	44.408	51.366	167.8	5:41.791																							
3	5:51.630	4:26.430	42.516	42.684	181.8	11:33.421																							
4	2:02.053	39.267	41.434	41.352	242.1	13:35.474																							
5	1:59.893	38.422	40.485	40.986	242.1	15:35.367																							
6	2:08.880	39.096	42.164	47.620	243.2	17:44.247																							
7	2:00.623	38.578	40.316	41.729	243.2	19:44.870																							
8	1:59.468	38.635	40.140	40.693	243.8	21:44.338																							
9	1:59.781	38.476	40.001	41.304	240.0	23:44.119																							
10	1:59.081	38.361	40.001	40.719	240.5	25:43.200																							
11	2:12.562B	39.438	44.066	49.058	199.1	27:55.762																							
12	9:06.240B	7:27.003	43.427	55.810	186.2	37:02.002																							
<b>991</b> SANDMANN-RUEDA																													
KESSEL RACING														Ferrari 296 Challenge															
1	2:53.670	1:27.541	42.792	43.337	174.5	2:53.670																							
2	1:56.074	36.661	39.273	40.140	214.4	4:49.744																							
3	1:54.746	34.369	38.693	41.684	243.8	6:44.490																							
4	1:49.479	33.955	37.843	37.681	271.1	8:33.969																							
5	1:48.558	33.752	37.376	37.430	277.3	10:22.527																							
6	2:01.600B	34.987	37.755	48.858	243.8	12:24.127																							
7	5:43.341	4:21.219	41.164	40.958	183.6	18:07.468																							
8	1:52.885	34.688	38.415	39.782	278.1	20:00.353																							
9	1:53.108	34.496	39.099	39.513	267.1	21:53.461																							
10	1:54.551	33.965	40.001	40.585	268.4	23:48.012																							
11	1:59.655	35.058	42.652	41.945	251.1	25:47.667																							
12	1:56.228	36.582	39.919	39.727	224.6	27:43.895																							
13	1:53.278	34.308	39.409	39.561	267.8	29:37.173																							
14	2:04.245B	34.454	38.576	51.215	272.5	31:41.418																							
15	5:25.498B	3:16.837	1:01.144	188.1	37:06.916																								
<b>994</b> LEIPERT MOTORSPORT																													
LEIPERT MOTORSPORT														Lamborghini ST															
1	2:31.466	55.830	49.831	45.805	134.1	2:31.466																							
2	2:01.313	43.137	39.164	39.012	157.3	4:32.779																							
3	1:52.353	34.407	38.203	39.743	283.9	6:25.132																							
4	1:58.177B	33.665	37.235	47.277	284.6	8:23.309																							
5	2:52.322	1:31.669	40.344	40.309	178.8	11:15.631																							
6	1:48.376	33.561	37.130	37.685	284.6	13:04.007																							
7	1:47.871	33.445	37.187	37.239	284.6	14:51.878																							
8	1:50.169	33.615	37.634	38.920	286.1	16:42.047																							
9	1:49.061	33.997	36.945	38.119	285.4	18:31.108																							
10	1:57.977B	34.983	37.162	45.832	285.4	20:29.085																							
11	5:54.280	4:20.730	50.850	42.700	133.6	26:23.365																							
12	1:56.763	36.258	39.814	40.691	244.9	28:20.128																							
13	1:56.080	35.252	39.551	41.277	260.7	30:16.208																							
14	1:55.968	35.940	39.669	40.359	281.7	32:12.176																							
15	1:55.740	35.194	39.175	41.371	260.7	34:07.916																							



## Professional Track Days

Monza, 12-13.03.2025  
3rd Session GT,TCR,PROTO

### Sector Analysis

— Invalidated Lap    ■ Personal Best    ■ Session Best    B Crossing the pit lane

Lap	Time	Sector 1	Sector 2	Sector 3	T.Spd	Elapsed	Lap	Time	Sector 1	Sector 2	Sector 3	T.Spd	Elapsed
16	1:56.390	35.054	38.142	43.194	258.2	36:04.306							
17	2:13.532 <b>B</b>	36.073	41.910	55.549	248.8	38:17.838							

995 G. RAMELLI													
PELLIN RACING		Ferrari 296 Challenge											
Lap	Time	Sector 1	Sector 2	Sector 3	T.Spd	Elapsed							
1	2:43.630	1:04.956	47.618	51.056	133.1	2:43.630							
2	1:58.897	37.128	40.796	40.973	199.1	4:42.527							
3	1:53.115	35.188	38.897	39.030	259.5	6:35.642							
4	1:50.788	34.158	37.676	38.954	282.4	8:26.430							
5	1:50.161	33.655	37.805	38.701	282.4	10:16.591							
6	1:49.772	33.781	37.475	38.516	283.1	12:06.363							
7	1:49.653	34.058	37.285	38.310	281.7	13:56.016							
8	1:48.914	33.736	37.221	37.957	278.1	15:44.930							
9	1:59.884 <b>B</b>	34.269	37.471	48.144	284.6	17:44.814							
10	9:48.582	8:33.136	38.399	37.047	152.1	27:33.396							
11	1:47.187	33.557	36.832	<b>36.798</b>	277.3	29:20.583							
12	1:48.994	33.365	38.551	37.078	280.2	31:09.577							
13	<b>1:46.700</b>	33.274	<b>36.628</b>	36.798	282.4	32:56.277							
14	1:56.065 <b>B</b>	<b>33.059</b>	36.633	46.373	283.1	34:52.342							
15	13:17.577 <b>B</b>	...	45.044	1:00.265	211.1	48:09.919							