

Curbstone Track Events

Monza, 14-15.03.2025

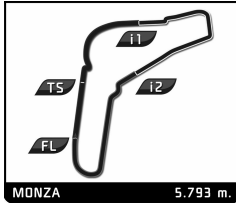

Morning Session 2

Sector Analysis

— Invalidated Lap ■ Personal Best ■ Session Best ■ Crossing the pit lane

Lap	Time	Sector 1	Sector 2	Sector 3	T.Sp	Elapsed	Lap	Time	Sector 1	Sector 2	Sector 3	T.Sp	Elapsed	
3	BEDRIVER 3							1	2:35.170	1:05.344	44.430	45.396	174.2	2:35.170
	BEDRIVER							2	2:04.377	37.607	43.238	43.532	231.8	4:39.547
	PORSCHE 992 GT3 CUP							3	2:04.661	36.873	43.007	44.781	235.8	6:44.208
1	55:31.473	...	46.214	45.727	152.1	55:31.473	4	2:03.455	37.035	42.634	43.786	237.4	8:47.663	
2	2:07.923	39.289	43.668	44.966	214.0	57:39.396	5	2:08.170	39.535	44.596	44.039	238.4	10:55.833	
3	2:14.812	B 39.381	43.292	52.139	205.9	59:54.208	6	2:04.330	38.392	42.594	43.344	205.1	13:00.163	
4	6:33.712	4:53.418	50.360	49.934	122.0	1:06:27.920	7	2:02.112	36.780	42.157	43.175	241.1	15:02.275	
5	2:18.509	43.213	46.530	48.766	149.5	1:08:46.429	8	2:12.110	B 36.758	42.711	52.641	242.7	17:14.385	
6	2:14.926	41.721	45.541	47.664	192.4	1:11:01.355	9	8:28.848	6:31.534	57.791	59.523	112.3	25:43.233	
7	2:18.591	43.235	45.655	49.701	173.7	1:13:19.946	10	2:46.448	49.690	56.126	1:00.632	147.9	28:29.681	
8	2:16.211	42.577	45.618	48.016	194.1	1:15:36.157	11	2:37.492	49.609	52.887	54.996	145.3	31:07.173	
9	2:17.968	42.783	47.686	47.499	191.7	1:17:54.125	12	2:33.464	45.481	52.623	55.360	166.7	33:40.637	
10	2:13.555	40.594	44.891	48.070	194.8	1:20:07.680	13	2:26.130	43.198	48.955	53.977	193.1	36:06.767	
49	ROSSOCORSA 49							14	2:18.689	42.042	47.227	49.420	197.3	38:25.456
	ROSSOCORSA RACING							15	2:22.720	45.605	48.364	48.751	205.9	40:48.176
	FERRARI 296 CHALLENGE							16	2:16.297	41.281	46.396	48.620	203.6	43:04.473
1	11:37.012	9:45.014	53.907	58.091	126.3	11:37.012	17	2:22.575	44.809	48.372	49.394	174.2	45:27.048	
2	2:21.274	44.009	48.408	48.857	142.9	13:58.286	18	2:13.385	39.460	45.958	47.967	219.6	47:40.433	
3	2:20.369	40.951	47.062	52.356	188.7	16:18.655	19	2:29.705	B 42.259	47.404	1:00.042	205.5	50:10.138	
4	2:14.144	41.206	45.561	47.377	181.2	18:32.799	20	23:29.635	...	41.592	42.333	209.1	1:13:39.773	
5	2:10.789	39.494	45.316	45.979	195.5	20:43.588	21	1:57.584	35.691	40.609	41.284	249.9	1:15:37.357	
6	2:08.590	39.252	44.086	45.252	206.7	22:52.178	22	1:58.048	36.275	40.708	41.065	263.2	1:17:35.405	
7	2:10.314	39.660	44.581	46.073	188.1	25:02.492	23	1:59.329	35.904	40.282	43.143	255.2	1:19:34.734	
8	2:05.899	37.683	43.680	44.536	236.9	27:08.391	24	1:55.908	35.296	39.955	40.657	257.0	1:21:30.642	
9	2:25.904	B 41.036	45.650	59.218	178.5	29:34.295								
10	9:41.374	8:11.605	44.832	44.937	185.5	39:15.669								
11	2:04.178	37.449	42.887	43.842	237.9	41:19.847								
12	2:03.320	37.683	42.238	43.399	200.2	43:23.167								
13	2:06.641	38.176	43.329	45.136	226.5	45:29.808								
14	2:04.958	37.536	43.672	43.750	233.8	47:34.766								
15	2:06.373	37.364	42.252	46.757	221.4	49:41.139								
16	2:04.658	38.126	42.993	43.539	181.8	51:45.797								
17	2:17.509	B 39.387	42.093	56.029	209.1	54:03.306								
18	6:52.054	5:25.256	43.554	43.244	170.1	1:00:55.360								
19	2:01.232	36.762	41.713	42.757	242.7	1:02:56.592								
20	1:59.424	36.231	41.581	41.612	234.3	1:04:56.016								
21	2:05.339	36.423	42.270	46.646	247.7	1:07:01.355								
22	1:59.428	36.301	41.136	41.991	242.1	1:09:00.783								
23	2:01.602	36.356	42.057	43.189	239.5	1:11:02.385								
24	2:02.645	37.954	42.484	42.207	204.0	1:13:05.030								
25	2:01.487	36.322	41.161	44.004	237.4	1:15:06.517								
26	1:59.154	37.266	41.056	40.832	222.8	1:17:05.671								
27	1:58.466	36.195	41.029	41.242	253.4	1:19:04.137								
28	2:16.295	B 37.123	41.220	57.952	214.0	1:21:20.432								
50	AF CORSE 50													
	AF CORSE UK													
	FERRARI 296 CHALLENGE													
1	:01:38.117	...	43.673	43.181	195.5	1:01:38.117								
2	1:57.726	35.891	40.479	41.356	248.8	1:03:35.843								
3	1:56.907	35.850	40.254	40.803	246.0	1:05:32.750								
4	1:56.158	35.651	40.030	40.477	260.1	1:07:28.908								
5	1:56.261	36.013	40.128	40.120	264.5	1:09:25.169								
6	1:54.668	35.239	39.562	39.867	264.5	1:11:19.837								
7	2:05.819	B 35.508	40.226	50.085	254.0	1:13:25.656								
51	AF CORSE 51													
	AF CORSE UK													
	FERRARI 296 CHALLENGE													
1	11:30.877	...	43.915	44.594	160.8	11:30.877								
2	2:04.561	37.609	42.988	43.964	236.9	13:35.438								
3	2:04.973	37.434	43.458	44.081	238.4	15:40.411								
4	2:04.312	37.714	42.944	43.654	240.0	17:44.723								
5	2:15.463	B 37.618	43.381	54.464	228.4	20:00.186								
6	4:38.448	3:12.086	42.610	43.752	178.2	24:38.634								
7	2:05.487	38.945	42.617	43.925	198.0	26:44.121								
8	2:03.489	37.234	42.621	43.634	247.1	28:47.610								
9	2:03.275	37.330	42.598	43.347	221.4	30:50.885								
10	2:02.832	37.334	42.044	43.454	230.8	32:53.717								
11	2:03.353	37.442	42.305	43.606	217.4	34:57.070								
12	2:04.400	39.726	41.884	42.790	247.1	37:01.470								
13	2:06.605	38.879	42.956	44.770	195.5	39:08.075								
14	2:12.132	B 37.353	42.776	52.003	243.2	41:20.207								
15	9:15.358	7:48.847	43.454	43.057	176.8	50:35.565								
16	2:03.084	37.045	42.048	43.991	231.8	52:38.649								
17	2:02.787	38.389	41.970	42.428	207.9	54:41.436								





Curbstone Track Events

Monza, 14-15.03.2025

Morning Session 2

Sector Analysis

— Invalidated Lap ■ Personal Best ■ Session Best ■ Crossing the pit lane

Lap	Time	Sector 1	Sector 2	Sector 3	T.Sp	Elapsed	Lap	Time	Sector 1	Sector 2	Sector 3	T.Sp	Elapsed
18	2:02.123	38.188	41.992	41.943	251.1	56:43.559	3	2:27.087	46.264	49.554	51.269	175.6	27:03.502
19	2:01.120	37.246	41.740	42.134	235.3	58:44.679	4	2:28.644	44.242	52.722	51.680	176.8	29:32.146
20	2:03.155	38.239	42.618	42.298	234.8	1:00:47.834	5	2:45.162 B	44.938	55.851	1:04.373	175.1	32:17.308
21	1:59.453	37.004	41.066	41.383	228.9	1:02:47.287	6	8:22.326	6:41.764	49.760	50.802	112.1	40:39.634
22	2:01.492	37.468	41.309	42.715	230.3	1:04:48.779	7	2:23.593	44.517	48.493	50.583	172.0	43:03.227
23	2:10.569 B	37.819	42.946	49.804	220.1	1:06:59.348	8	2:31.393	45.413	48.347	57.633	167.3	45:34.620
24	12:07.948	...	41.039	40.878	206.3	1:19:07.296	9	2:27.782	49.064	48.903	49.815	167.5	48:02.402
25	1:58.045	36.558	40.764	40.723	243.2	1:21:05.341	10	2:19.802	43.947	47.485	48.370	187.8	50:22.204

74 ROSSOCORSA 74		ROSSOCORSA RACING		FERRARI 296 GT3		
1	23:11.174	...	48.727	47.783	142.3	23:11.174
2	2:11.212	40.042	45.837	45.333	211.9	25:22.386
3	2:08.847	39.440	44.870	44.537	209.5	27:31.233
4	2:07.003	38.628	44.085	44.290	217.9	29:38.236
5	2:17.278 B	39.480	45.898	51.900	228.9	31:55.514
6	6:08.448	4:40.557	43.920	43.971	182.4	38:03.962
7	2:05.278	38.489	43.086	43.703	211.5	40:09.240
8	2:04.337	38.104	42.811	43.422	222.3	42:13.577
9	2:03.442	37.376	42.849	43.217	235.3	44:17.019
10	2:02.198	37.734	42.091	42.373	224.6	46:19.217
11	2:08.900 B	37.598	42.302	49.000	224.2	48:28.117
12	19:30.134	...	49.852	48.364	114.8	1:07:58.251
13	2:12.134	42.437	43.928	45.769	228.4	1:10:10.385
14	2:13.525	41.840	46.228	45.457	230.3	1:12:23.910
15	2:06.066	39.375	42.491	44.200	206.7	1:14:29.976
16	2:08.094	38.991	43.388	45.715	223.7	1:16:38.070
17	2:05.655	39.576	42.609	43.470	249.9	1:18:43.725
18	2:19.915 B	41.271	46.183	52.461	225.6	1:21:03.640

88 HERTER RACING 88		HERTER RACING		FERRARI 296 CHALLENGE		
1	10:03.074	8:34.505	44.347	44.222	188.4	10:03.074
2	2:04.488	38.162	43.320	43.006	228.9	12:07.562
3	2:02.369	37.628	41.984	42.757	232.8	14:09.931
4	2:02.261	37.434	41.787	43.040	222.3	16:12.192
5	2:10.067 B	37.294	42.197	50.576	222.8	18:22.259
6	5:33.269	4:01.787	44.519	46.963	164.0	23:55.528
7	2:10.564	40.650	43.996	45.918	207.9	26:06.092
8	2:13.859	40.450	44.220	49.189	200.6	28:19.951
9	2:14.881	43.132	46.098	45.651	195.5	30:34.832
10	2:08.659	39.534	43.729	45.396	210.3	32:43.491
11	2:09.756	40.764	44.091	44.901	217.4	34:53.247
12	2:06.879	39.468	42.720	44.691	212.8	37:00.126
13	2:07.851	39.558	43.095	45.198	217.9	39:07.977
14	2:19.624 B	41.686	43.330	54.608	194.8	41:27.601
15	5:09.135	3:39.271	43.849	46.015	163.2	46:36.736
16	2:05.402	38.873	42.438	44.091	205.5	48:42.138
17	2:06.347	38.060	42.004	46.283	225.6	50:48.485
18	2:05.080	39.049	41.843	44.188	213.2	52:53.565
19	2:02.948	38.605	40.914	43.429	214.4	54:56.513
20	2:17.013 B	40.859	42.599	53.555	219.6	57:13.526

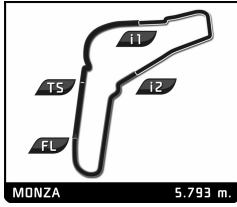

90 ROSSOCORSA 90		ROSSOCORSA RACING		FERRARI 488 CHALLENGE EVO		
1	22:02.621	...	53.954	55.826	104.2	22:02.621
2	2:33.794	50.027	51.646	52.121	175.6	24:36.415

Lap	Time	Sector 1	Sector 2	Sector 3	T.Sp	Elapsed	Lap	Time	Sector 1	Sector 2	Sector 3	T.Sp	Elapsed
3	2:27.087	46.264	49.554	51.269	175.6	27:03.502	4	2:28.644	44.242	52.722	51.680	176.8	29:32.146
4	2:28.644	44.242	52.722	51.680	176.8	29:32.146	5	2:45.162 B	44.938	55.851	1:04.373	175.1	32:17.308
5	2:45.162 B	44.938	55.851	1:04.373	175.1	32:17.308	6	8:22.326	6:41.764	49.760	50.802	112.1	40:39.634
6	8:22.326	6:41.764	49.760	50.802	112.1	40:39.634	7	2:23.593	44.517	48.493	50.583	172.0	43:03.227
7	2:23.593	44.517	48.493	50.583	172.0	43:03.227	8	2:31.393	45.413	48.347	57.633	167.3	45:34.620
8	2:31.393	45.413	48.347	57.633	167.3	45:34.620	9	2:27.782	49.064	48.903	49.815	167.5	48:02.402
9	2:27.782	49.064	48.903	49.815	167.5	48:02.402	10	2:19.802	43.947	47.485	48.370	187.8	50:22.204
10	2:19.802	43.947	47.485	48.370	187.8	50:22.204	11	2:16.173	42.310	46.270	47.593	204.7	52:38.377
11	2:16.173	42.310	46.270	47.593	204.7	52:38.377	12	2:16.715	42.781	46.693	47.241	227.9	54:55.092
12	2:16.715	42.781	46.693	47.241	227.9	54:55.092	13	2:15.721	41.715	46.601	47.405	234.3	57:10.813
13	2:15.721	41.715	46.601	47.405	234.3	57:10.813	14	2:15.660	42.403	46.920	46.337	185.5	59:26.473
14	2:15.660	42.403	46.920	46.337	185.5	59:26.473	15	2:15.750	41.841	46.400	47.509	194.5	1:01:42.223
15	2:15.750	41.841	46.400	47.509	194.5	1:01:42.223	16	2:18.384	43.815	47.903	46.666	225.6	1:04:00.607
16	2:18.384	43.815	47.903	46.666	225.6	1:04:00.607	17	2:13.237	41.628	45.519	46.090	184.6	1:06:13.844
17	2:13.237	41.628	45.519	46.090	184.6	1:06:13.844	18	2:28.470 B	44.518	46.596	57.356	160.6	1:08:42.314
18	2:28.470 B	44.518	46.596	57.356	160.6	1:08:42.314	19	6:24.352	4:50.335	46.578	47.439	115.3	1:15:06.666
19	6:24.352	4:50.335	46.578	47.439	115.3	1:15:06.666	20	2:16.515	42.370	47.092	47.053	177.6	1:17:23.181
20	2:16.515	42.370	47.092	47.053	177.6	1:17:23.181	21	2:12.304	41.473	45.021	45.810	172.3	1:19:35.485
21	2:12.304	41.473	45.021	45.810	172.3	1:19:35.485	22	2:10.612	40.142	45.290	45.180	205.5	1:21:46.097
22	2:10.612	40.142	45.290	45.180	205.5	1:21:46.097							

96 RUTRONIK 96		HCB Management GmbH / RUTRONIK		PORSCHE 992 GT3 R		
1	50:46.310	...	41.605	43.339	176.5	50:46.310
2	1:59.847	37.602	40.701	41.544	250.5	52:46.157
3	1:59.950	37.243	41.220	41.487	256.4	54:46.107
4	2:02.141	36.354	40.648	45.139	262.6	56:48.248
5	1:57.588	36.798	40.297	40.493	262.6	58:45.836
6	1:58.583	37.170	40.611	40.802	250.5	1:00:44.419
7	2:07.351 B	37.883	40.927	48.541	256.4	1:02:51.770
8	3:28.384	2:04.648	40.516	43.220	204.7	1:06:20.154
9	2:00.499	38.428	41.729	40.342	262.6	1:08:20.653
10	1:57.764	36.505	40.668	40.591	263.2	1:10:18.417
11	1:56.776	36.626	40.327	39.823	262.0	1:12:15.193
12	1:56.482	36.739	40.059	39.684	262.6	1:14:11.675
13	2:22.319	58.291	41.165	42.863	263.9	1:16:33.994
14	1:56.196	36.304	39.998	39.894	263.2	1:18:30.190
15	1:56.111	36.558	39.781	39.772	264.5	1:20:26.301

97 RUTRONIK 97		HCB Management GmbH / RUTRONIK		PORSCHE 992 GT3 R		
1	33:52.273	...	43.801	44.593	179.1	33:52.273
2	2:08.213	41.505	42.624	44.084	214.0	36:00.486
3	2:04.784	38.464	42.366	43.954	207.1	38:05.270
4	2:08.908	38.129	42.836	47.943	224.2	40:14.178
5	2:03.463	38.928	41.753	42.782	188.4	42:17.641
6	2:01.481	37.483	41.339	42.659	229.4	44:19.122
7	2:09.719 B	37.085	41.594	51.040	248.2	46:28.841
8	3:09.987	1:45.066	41.487	43.434	186.5	49:38.828
9	2:02.248	37.557	42.275	42.416	232.8	51:41.076
10	1:59.527	37.259	40.827	41.441	230.8	53:40.603
11	1:58.527	36.970	40.542	41.015	244.9	55:39.130
12	2:13.344 B	36.770	41.495	55.079	254.6	57:52.474
13	3:12.338	1:49.019	40.356	42.963	192.1	1:01:04.812
14	1:58.603	37.189	40.824	40.590	245.4	1:03:03.415
15	1:57.524	36.673	40.269	40.582	262.6	1:05:00.939
16	1:57.959	36.647	40.394	40.918	262.0	1:06:58.898





Curbstone Track Events

Monza, 14-15.03.2025

Morning Session 2

Sector Analysis

— Invalidated Lap

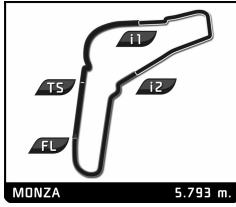

■ Personal Best

■ Session Best

B Crossing the pit lane

Lap	Time	Sector 1	Sector 2	Sector 3	T.Spd	Elapsed	Lap	Time	Sector 1	Sector 2	Sector 3	T.Spd	Elapsed
99 CYAN RACING 168 CYAN Racing AB LYNK&CO 03 TCR													
1	6:10.828B	4:24.302	48.668	57.858	156.2	6:10.828							
2	8:33.040B	6:49.078	48.163	55.799	170.7	14:43.868							
3	20:37.323B	...	47.678	55.059	164.0	35:21.191							
111 AF CORSE 111 AF CORSE UK FERRARI 296 CHALLENGE													
1	13:11.916	...	46.444	48.446	145.5	13:11.916							
2	2:12.877	42.161	44.489	46.227	196.6	15:24.793							
3	2:08.906	40.580	43.539	44.787	204.0	17:33.699							
4	2:15.904B	40.329	43.008	52.567	213.6	19:49.603							
5	5:57.400	4:08.992	51.810	56.598	112.5	25:47.003							
6	2:30.352	48.485	50.771	51.096	173.4	28:17.355							
7	2:28.970	45.300	51.447	52.223	190.7	30:46.325							
8	2:28.305	47.783	49.241	51.281	155.5	33:14.630							
9	2:21.834	44.802	47.142	49.890	172.8	35:36.464							
10	2:18.049	43.187	46.626	48.236	193.1	37:54.513							
11	2:16.676	43.265	45.497	47.914	183.0	40:11.189							
12	2:18.740	45.552	45.854	47.334	178.2	42:29.929							
13	2:14.591	42.881	45.252	46.458	192.1	44:44.520							
14	2:11.819	40.747	44.881	46.191	207.5	46:56.339							
15	2:11.620	41.004	44.282	46.334	192.4	49:07.959							
16	2:09.436	39.650	44.178	45.608	214.0	51:17.395							
17	2:08.617	39.962	43.603	45.052	212.3	53:26.012							
18	2:07.537	39.116	43.742	44.679	214.9	55:33.549							
19	2:22.829B	39.672	43.740	59.417	198.0	57:56.378							
20	12:24.497	...	41.142	44.488	164.5	1:10:20.875							
21	2:01.301	37.843	41.192	42.266	246.0	1:12:22.176							
22	1:57.617	36.464	40.220	40.933	236.3	1:14:19.793							
23	1:57.742	36.839	40.317	40.586	244.9	1:16:17.535							
24	1:56.696	35.961	40.416	40.319	224.2	1:18:14.231							
25	2:07.229B	36.086	40.754	50.389	217.4	1:20:21.460							
169 AF CORSE 169 AF CORSE UK FERRARI 296 CHALLENGE													
1	50:14.107	...	45.241	44.288	150.6	50:14.107							
2	2:00.946	37.342	41.155	42.449	224.2	52:15.053							
3	1:58.471	36.146	40.707	41.618	233.3	54:13.524							
4	1:57.197	35.907	40.298	40.992	241.6	56:10.721							
5	1:58.356	35.637	40.340	42.379	255.8	58:09.077							
6	1:56.971	35.687	40.185	41.099	247.7	1:00:06.048							
7	2:07.392B	35.993	41.283	50.116	246.0	1:02:13.440							
8	6:07.380	4:37.532	44.017	45.831	115.5	1:08:20.820							
9	2:15.585	44.144	45.319	46.122	230.3	1:10:36.405							
10	2:04.111	37.446	42.616	44.049	244.9	1:12:40.516							
11	2:03.084	38.529	41.485	43.070	205.1	1:14:43.600							
12	2:02.408	37.600	41.953	42.855	210.3	1:16:46.008							
13	1:59.053	35.821	40.905	42.327	252.3	1:18:45.061							
14	1:58.907	36.387	40.549	41.971	209.1	1:20:43.968							
175 AF CORSE 175 AF CORSE UK FERRARI 296 CHALLENGE													
1	49:35.540	...	49.391	50.371	143.6	49:35.540							
2	2:10.017	39.765	44.713	45.539	204.0	51:45.557							
3	2:05.427	38.184	42.651	44.592	248.8	53:50.984							
4	2:22.437B	40.888	44.987	56.562	184.9	56:13.421							
5	5:01.750	3:33.844	43.784	44.122	167.5	1:01:15.171							
6	2:02.644	37.440	41.805	43.399	227.0	1:03:17.815							
7	2:03.532	38.115	41.966	43.451	213.6	1:05:21.347							
8	2:02.443	37.743	41.843	42.857	218.8	1:07:23.790							
9	2:25.525B	42.140	47.641	55.744	183.3	1:09:49.315							
10	5:28.675	3:52.889	47.712	48.074	168.0	1:15:17.990							
11	2:08.794	39.155	44.006	45.633	226.5	1:17:26.784							
12	2:10.452	39.812	44.035	46.605	199.5	1:19:37.236							
13	2:21.294B	39.315	44.984	56.995	207.5	1:21:58.530							
911 PURE RXCING 911 PURE RXCING PORSCHE GT3 R													
1	55:53.204	...	43.279	43.331	201.3	55:53.204							
2	2:00.772	37.573	41.019	42.180	261.3	57:53.976							
3	2:00.034	37.075	40.870	42.089	260.1	59:54.010							
4	1:58.786	36.851	40.748	41.187	260.7	1:01:52.796							
5	1:58.310	36.565	40.836	40.909	261.3	1:03:51.106							
6	1:58.692	37.461	40.347	40.884	258.2	1:05:49.798							
7	2:06.590B	36.517	41.108	48.965	262.0	1:07:56.388							
8	10:16.763	8:56.348	39.989	40.426	206.7	1:18:13.151							
9	1:56.080	36.331	39.701	40.048	263.2	1:20:09.231							
999 SMC 999 SMC MOTORSPORT MCLAREN ARTURA TROPHY EVO													
1	15:31.569	...	46.983	45.925	88.1	15:31.569							
2	2:09.515	39.359	44.828	45.328	197.0	17:41.084							
3	2:13.474	39.364	44.561	49.549	191.1	19:54.558							
4	2:08.821	39.295	44.287	45.239	191.4	22:03.379							
5	2:11.055	41.567	44.162	45.326	165.0	24:14.434							
6	2:06.945	38.761	43.452	44.732	198.4	26:21.379							
7	2:06.501	38.176	43.469	44.856	206.7	28:27.880							
8	2:10.287	38.265	45.635	46.387	209.5	30:38.167							
9	2:11.558	37.981	43.700	49.877	207.1	32:49.725							





Curbstone Track Events

Monza, 14-15.03.2025

Morning Session 2

Sector Analysis

— Invalidated Lap ■ Personal Best ■ Session Best B Crossing the pit lane

Lap	Time	Sector 1	Sector 2	Sector 3	T.Spd	Elapsed	Lap	Time	Sector 1	Sector 2	Sector 3	T.Spd	Elapsed
10	2:16.764 B	38.144	43.304	55.316	207.9	35:06.489							
11	8:23.813	6:54.771	44.986	44.056	145.9	43:30.302							
12	2:07.441	39.268	43.836	44.337	209.1	45:37.743							
13	2:07.741	40.244	43.467	44.030	178.2	47:45.484							
14	2:05.920	38.596	43.584	43.740	247.7	49:51.404							
15	2:04.603	38.483	43.277	42.843	203.2	51:56.007							
16	2:04.132	38.347	42.997	42.788	229.4	54:00.139							
17	2:04.563	38.055	42.676	43.832	216.1	56:04.702							
18	2:17.706 B	38.228	43.477	56.001	198.0	58:22.408							
19	6:25.974	5:00.483	42.523	42.968	154.4	1:04:48.382							
20	2:04.475	38.015	43.876	42.584	211.5	1:06:52.857							
21	2:04.112	38.015	43.021	43.076	217.0	1:08:56.969							
22	2:04.061	38.599	43.051	42.411	216.1	1:11:01.030							
23	2:07.402	38.469	43.532	45.401	218.3	1:13:08.432							
24	2:02.789	37.809	42.477	42.503	230.8	1:15:11.221							
25	2:06.234	38.137	43.639	44.458	223.2	1:17:17.455							
26	2:03.357	38.287	42.566	42.504	216.1	1:19:20.812							
27	2:03.701	38.067	42.654	42.980	227.4	1:21:24.513							

