

# Curbstone Track Events

## Monza, 14-15.03.2025

### Afternoon Session 1

## Sector Analysis

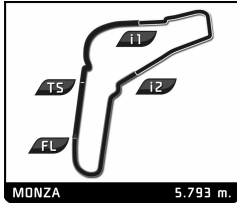

— Invalidated Lap

■ Personal Best

■ Session Best

B Crossing the pit lane

Lap	Time	Sector 1	Sector 2	Sector 3	T.Sp	Elapsed	Lap	Time	Sector 1	Sector 2	Sector 3	T.Sp	Elapsed		
<b>3</b>	<b>BEDRIVER 3</b>							35	1:49.028	34.140	37.314	37.574	275.9	1:31:12.672	
	BEDRIVER	PORSCHE 992 GT3 CUP						<b>14</b>	<b>NEF MOTORSPORT 14</b>	NEF MOTORSPORT AG					
1	5:52.716	4:14.956	49.301	48.459	97.9	5:52.716	1	21:09.706	...	48.103	47.819	151.8	21:09.706		
2	2:11.711	40.371	44.868	46.472	208.7	8:04.427	2	2:15.800	42.146	46.645	47.009	187.4	23:25.506		
3	2:12.645	40.788	45.487	46.370	201.0	10:17.072	3	2:14.797	39.984	46.752	48.061	215.7	25:40.303		
4	2:16.176	40.475	50.064	45.637	221.0	12:33.248	4	2:26.457 B	41.778	45.065	59.614	150.6	28:06.760		
5	2:20.327	47.036	47.143	46.148	231.8	14:53.575	5	9:53.043	8:19.982	45.257	47.804	157.8	37:59.803		
6	2:06.612	39.019	42.968	44.625	218.8	17:00.187	6	2:13.542	41.313	44.842	47.387	173.1	40:13.345		
7	2:16.344 B	39.771	43.608	52.965	221.4	19:16.531	7	2:15.377	41.290	47.179	46.908	166.7	42:28.722		
8	4:43.675	3:09.470	46.817	47.388	160.1	24:00.206	8	2:12.506	40.564	45.260	46.682	168.8	44:41.228		
9	2:08.182	40.054	43.559	44.569	205.1	26:08.388	9	2:10.531	40.273	44.327	45.931	166.0	46:51.759		
10	2:19.338 B	38.603	42.641	58.094	232.8	28:27.726	10	2:07.542	39.714	43.120	44.708	177.1	48:59.301		
11	9:42.858	8:13.888	44.321	44.649	173.1	38:10.584	11	2:06.776	39.165	43.087	44.524	180.0	51:06.077		
12	2:06.276	38.874	42.844	44.558	221.9	40:16.860	12	2:06.895	38.951	42.964	44.980	188.4	53:12.972		
13	2:08.911	38.938	44.800	45.173	208.3	42:25.771	13	2:07.477	39.315	43.595	44.567	183.6	55:20.449		
14	2:04.229	37.982	42.401	43.846	229.4	44:30.000	14	2:16.194 B	38.787	44.547	52.860	187.1	57:36.643		
15	2:03.987	37.992	42.401	43.594	227.4	46:33.987	15	8:39.325	7:06.662	44.184	48.479	182.4	1:06:15.968		
16	2:04.393	38.394	42.266	43.733	216.6	48:38.380	16	2:07.521	39.013	43.588	44.920	184.9	1:08:23.489		
17	2:19.795 B	39.813	43.193	56.789	193.1	50:58.175	17	2:07.237	39.939	42.789	44.509	187.8	1:10:30.726		
	<b>8</b>	<b>VILLORBA CORSE</b>							18	2:05.605	38.538	42.702	44.365	188.1	1:12:36.331
	SVC MOTORSPORT	LAMBORGHINI SUPER TROFEO EVO						19	2:13.133 B	39.242	42.475	51.416	195.2	1:14:49.464	
1	3:04.825	1:30.579	48.113	46.133	190.7	3:04.825		<b>49</b>	<b>ROSSOCORSA 49</b>	ROSSOCORSA RACING					
2	2:10.924	41.804	43.770	45.350	221.9	5:15.749		FERRARI 296 CHALLENGE							
3	2:06.971	39.314	43.495	44.162	206.3	7:22.720	1	16:48.509	...	52.947	47.733	178.8	16:48.509		
4	2:05.759	38.186	43.291	44.282	244.3	9:28.479	2	2:01.296	36.991	42.134	42.171	221.0	18:49.805		
5	2:03.010	37.753	42.224	43.033	237.4	11:31.489	3	1:58.722	36.311	40.680	41.731	221.9	20:48.527		
6	2:04.656	38.777	42.329	43.550	257.0	13:36.145	4	1:59.308	35.872	40.658	42.778	243.2	22:47.835		
7	2:18.277 B	37.998	43.821	56.458	249.4	15:54.422	5	2:00.159	37.104	41.193	41.862	258.9	24:47.994		
8	5:15.456	3:49.904	42.024	43.528	207.1	21:09.878	6	2:11.771 B	36.287	41.038	54.446	241.1	26:59.765		
9	2:01.640	37.118	41.815	42.707	247.1	23:11.518	7	10:24.709	9:00.496	41.944	42.269	204.7	37:24.474		
10	2:00.732	36.995	41.349	42.388	246.0	25:12.250	8	1:56.929	35.723	40.142	41.064	246.5	39:21.403		
11	2:00.489	37.274	40.889	42.326	248.8	27:12.739	9	1:56.264	35.864	39.650	40.750	244.3	41:17.667		
12	2:46.976 B	40.785	57.405	1:08.786	206.3	29:59.715	10	1:55.957	35.425	39.329	41.203	254.6	43:13.624		
13	11:19.692	9:52.505	43.059	44.128	206.7	41:19.407	11	1:56.665	35.229	39.410	42.026	251.1	45:10.289		
14	2:03.617	40.232	41.728	41.657	251.7	43:23.024	12	2:12.450 B	38.241	39.894	54.315	254.6	47:22.739		
15	1:59.278	36.802	41.308	41.168	275.2	45:22.302	13	5:00.419	3:38.493	40.663	41.263	212.8	52:23.158		
16	1:58.558	36.599	41.184	40.775	250.5	47:20.860	14	1:55.001	35.088	39.182	40.731	257.6	54:18.159		
17	1:59.363	36.892	40.552	41.919	246.5	49:20.223	15	1:54.321	34.996	38.841	40.484	244.9	56:12.480		
18	1:59.475	36.406	41.357	41.712	244.9	51:19.698	16	1:53.895	34.805	38.970	40.120	262.0	58:06.375		
19	1:57.722	36.242	40.527	40.953	256.4	53:17.420	17	1:55.570	35.435	39.757	40.378	248.2	1:00:01.945		
20	2:06.659 B	36.296	41.165	49.198	247.7	55:24.079	18	1:53.596	34.791	38.854	39.951	262.6	1:01:55.541		
21	4:29.457	3:08.117	40.511	40.829	212.8	59:53.536	19	1:55.027	34.694	39.819	40.514	254.6	1:03:50.568		
22	1:55.493	35.451	39.556	40.486	267.8	1:01:49.029	20	1:54.806	34.320	39.564	40.922	272.5	1:05:45.374		
23	1:56.589	36.206	40.070	40.313	274.5	1:03:45.618	21	2:09.706 B	34.360	40.215	55.131	253.4	1:07:55.080		
24	1:55.213	35.333	39.859	40.021	273.9	1:05:40.831		<b>50</b>	<b>AF CORSE 50</b>	AF CORSE UK					
25	1:55.380	35.302	39.928	40.150	273.2	1:07:36.211		FERRARI 296 CHALLENGE							
26	2:04.521 B	35.481	39.671	49.369	272.5	1:09:40.732	1	2:19.942	57.731	41.005	41.206	208.7	2:19.942		
27	6:23.870	4:37.176	56.316	50.378	99.6	1:16:04.602	2	1:56.020	35.662	39.865	40.493	254.6	4:15.962		
28	2:07.835	41.066	43.347	43.422	228.4	1:18:12.437	3	1:55.411	35.280	39.720	40.411	258.2	6:11.373		
29	1:55.860	36.517	39.569	39.774	249.9	1:20:08.297	4	1:53.952	35.082	39.170	39.700	258.2	8:05.325		
30	1:52.846	35.003	38.629	39.214	265.8	1:22:01.143	5	1:53.876	34.979	39.144	39.753	268.4	9:59.201		
31	1:51.238	34.487	38.320	38.431	278.8	1:23:52.381	6	2:00.863 B	35.060	39.456	46.347	260.1	12:00.064		
32	1:51.448	34.808	38.232	38.408	275.9	1:25:43.829	7	6:07.823	4:44.642	41.422	41.759	154.0	18:07.887		
33	1:50.475	34.522	37.753	38.200	269.8	1:27:34.304									
34	1:49.340	34.322	37.403	37.615	275.2	1:29:23.644									



# Curbstone Track Events

## Monza, 14-15.03.2025

### Afternoon Session 1

## Sector Analysis

— Invalidated Lap

■ Personal Best

■ Session Best

B Crossing the pit lane

Lap	Time	Sector 1	Sector 2	Sector 3	T.Sp	Elapsed
8	1:57.114	35.662	40.549	40.903	253.4	20:05.001
9	1:56.999	35.399	40.539	41.061	263.2	22:02.000
10	1:56.436	35.294	39.828	41.314	260.1	23:58.436
11	1:55.907	35.274	39.864	40.769	261.3	25:54.343
12	2:07.497 B	35.145	39.600	52.752	258.9	28:01.840
13	16:21.333 B	...	40.694	51.428	212.3	44:23.173
14	2:50.708	1:31.218	39.178	40.312	218.3	47:13.881
15	1:54.448	34.859	39.319	40.270	253.4	49:08.329
16	1:55.011	34.880	38.742	41.389	263.9	51:03.340
17	1:52.425	34.478	38.436	39.511	266.5	52:55.765
18	1:51.513	34.510	37.872	39.131	271.8	54:47.278
19	2:07.393 B	36.819	39.148	51.426	214.0	56:54.671

51 AF CORSE 51						
AF CORSE UK						
FERRARI 296 CHALLENGE						
1	3:17.227	1:28.342	55.423	53.462	128.8	3:17.227
2	2:17.457	41.764	47.372	48.321	222.8	5:34.684
3	2:12.378	41.630	44.446	46.302	210.7	7:47.062
4	2:13.282	42.014	44.012	47.256	265.2	10:00.344
5	2:08.686	38.642	44.546	45.498	231.8	12:09.030
6	2:14.786	42.069	43.886	48.831	243.2	14:23.816
7	2:08.241	40.223	42.648	45.370	203.2	16:32.057
8	2:05.452	38.136	42.706	44.610	246.5	18:37.509
9	2:07.453	39.610	42.548	45.295	255.2	20:44.962
10	2:03.625	37.142	42.047	44.436	242.7	22:48.587
11	2:17.234 B	38.896	42.019	56.319	211.5	25:05.821
12	39:53.660	...	50.733	51.215	136.8	1:04:59.481
13	2:13.478	40.717	46.968	45.793	205.9	1:07:12.959
14	2:08.094	39.947	43.053	45.094	199.9	1:09:21.053
15	2:12.504	42.258	44.728	45.518	243.8	1:11:33.557
16	2:00.501	37.112	41.061	42.328	209.5	1:13:34.058
17	2:04.600	39.066	42.323	43.211	181.5	1:15:38.658
18	1:57.673	36.044	40.106	41.523	251.7	1:17:36.331
19	2:15.665 B	36.637	44.591	54.437	214.0	1:19:51.996

54 DINAMIC GT 54						
DINAMIC GT						
PORSCHE 911 GT3 R						
1	3:36.878	2:15.049	39.906	41.923	206.7	3:36.878
2	1:58.375	37.105	40.915	40.355	269.8	5:35.253
3	1:57.137	36.398	40.201	40.538	243.2	7:32.390
4	2:05.314 B	36.458	39.933	48.923	265.2	9:37.704
5	4:01.853	2:42.475	39.388	39.990	212.3	13:39.557
6	1:56.316	36.263	40.174	39.879	252.3	15:35.873
7	1:54.960	36.095	39.256	39.609	263.9	17:30.833
8	1:55.508	36.205	39.549	39.754	264.5	19:26.341
9	1:56.304	36.142	39.913	40.249	257.0	21:22.645
10	2:07.415 B	38.800	40.161	48.454	247.7	23:30.060
11	4:39.284 B	3:05.874	39.986	53.424	210.3	28:09.344
12	11:00.552	9:40.580	40.447	39.525	209.1	39:09.896
13	1:57.216	38.690	39.079	39.447	268.4	41:07.112
14	1:54.274	36.182	38.842	39.250	266.5	43:01.386
15	1:54.311	36.159	38.791	39.361	255.8	44:55.697
16	1:53.361	35.957	38.412	38.992	267.8	46:49.058
17	2:02.160 B	36.559	38.798	46.803	240.5	48:51.218
18	9:35.698	8:18.113	38.496	39.089	209.9	58:26.916
19	1:52.240	35.643	38.076	38.521	269.8	1:00:19.156
20	1:51.738	34.995	38.128	38.615	270.4	1:02:10.894

Lap	Time	Sector 1	Sector 2	Sector 3	T.Sp	Elapsed
21	2:02.248 B	35.221	38.345	48.682	269.8	1:04:13.142

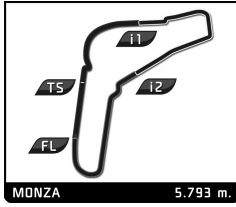

68 SMC 68						
SMC MOTORSPORT						
MCLAREN ARTURA TROPHY EVO						
1	12:20.277	...	41.189	40.969	175.9	12:20.277
2	2:01.775	36.600	40.181	44.994	236.3	14:22.052
3	2:08.821 B	37.641	40.416	50.764	246.0	16:30.873
4	10:46.705	9:24.451	41.342	40.912	178.2	27:17.578
5	2:49.480 B	49.374	53.816	1:06.290	258.2	30:07.058
6	34:00.317	...	50.955	46.771	114.3	1:04:07.375
7	2:07.523	41.481	42.308	43.734	157.8	1:06:14.898
8	1:56.261	36.748	39.476	40.037	240.5	1:08:11.159
9	1:52.723	35.136	38.522	39.065	262.6	1:10:03.882
10	1:51.980	34.788	38.400	38.792	270.4	1:11:55.862
11	1:51.508	35.089	38.064	38.355	258.9	1:13:47.370
12	2:00.356 B	34.744	38.448	47.164	262.6	1:15:47.726
13	5:33.373	4:09.582	41.474	42.317	169.6	1:21:21.099
14	1:55.642	37.696	38.545	39.401	273.2	1:23:16.741
15	1:51.730	35.262	37.837	38.631	262.0	1:25:08.471
16	1:51.781	35.311	37.905	38.565	272.5	1:27:00.252
17	1:51.811	34.762	38.667	38.382	275.2	1:28:52.063
18	1:51.692	34.778	37.648	39.266	272.5	1:30:43.755

74 ROSSOCORSA 74						
ROSSOCORSA RACING						
FERRARI 296 GT3						
1	21:23.598	...	43.959	45.828	144.4	21:23.598
2	2:04.510	40.075	42.015	42.420	236.9	23:28.108
3	2:02.658	37.548	43.240	41.870	240.5	25:30.766
4	8:38.013 B	36.856	40.913	7:20.244	246.5	34:08.779

88 HERTER RACING 88						
HERTER RACING						
FERRARI 296 CHALLENGE						
1	15:02.909	...	53.973	50.266	154.9	15:02.909
2	2:04.619	39.822	41.426	43.371	215.7	17:07.528
3	2:02.830	37.599	41.508	43.723	227.0	19:10.358
4	2:00.453	37.265	40.614	42.574	236.9	21:10.811
5	2:02.097	39.372	40.308	42.417	190.7	23:12.908
6	1:59.933	36.578	41.174	42.181	230.3	25:12.841
7	2:09.473	38.271	47.490	43.712	225.1	27:22.314
8	2:46.706 B	46.699	53.075	1:06.932	237.9	30:09.020

90 ROSSOCORSA 90						
ROSSOCORSA RACING						
FERRARI 488 CHALLENGE EVO						
1	3:27.269	1:46.628	51.330	49.311	110.2	3:27.269
2	2:16.479	42.629	47.170	46.680	163.5	5:43.748
3	2:09.564	39.398	45.388	44.778	210.3	7:53.312
4	2:19.034 B	39.575	47.875	51.584	249.4	10:12.346
5	4:22.098	2:54.611	42.937	44.550	178.8	14:34.444
6	2:05.068	37.954	43.100	44.014	222.3	16:39.512
7	2:17.178 B	37.813	43.742	55.623	249.4	18:56.690
8	10:42.925 B	8:28.778	57.583	1:16.564	163.7	29:39.615
9	8:42.306	7:12.852	44.288	45.166	158.3	38:21.921
10	2:04.489	38.286	42.558	43.645	233.8	40:26.410
11	2:02.844	37.327	41.241	44.276	220.1	42:29.254
12	2:05.540	39.907	42.102	43.531	162.5	44:34.794
13	2:01.749	37.108	41.738	42.903	255.8	46:36.543
14	2:01.876	37.232	41.455	43.189	237.9	48:38.419





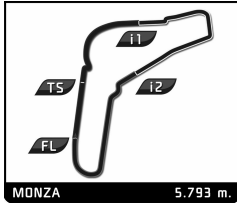

# Curbstone Track Events

## Monza, 14-15.03.2025

### Afternoon Session 1

## Sector Analysis

— Invalidated Lap							■ Personal Best	■ Session Best	■ Crossing the pit lane						
Lap	Time	Sector 1	Sector 2	Sector 3	T.Spd	Elapsed	Lap	Time	Sector 1	Sector 2	Sector 3	T.Spd	Elapsed		
15	2:01.070	36.721	41.567	42.782	262.6	50:39.489	19	1:55.462	35.802	39.495	40.165	258.2	49:22.657		
16	2:13.330B	38.087	42.328	52.915	251.7	52:52.819	20	1:54.733	35.762	39.188	39.783	267.1	51:17.390		
17	8:10.142	6:43.606	42.964	43.572	119.9	1:01:02.961	21	1:54.775	35.619	38.810	40.346	267.8	53:12.165		
18	2:01.087	37.047	41.873	42.167	250.5	1:03:04.048	22	1:53.907	35.841	38.744	39.322	265.8	55:06.072		
19	3:49.709B	36.343	1:27.850	1:45.516	267.1	1:06:53.757	23	1:53.178	35.282	38.755	39.141	269.8	56:59.250		
20	23:32.613	...	52.772	46.925	97.9	1:30:26.370	24	1:53.553	35.468	38.841	39.244	267.1	58:52.803		
<b>96 RUTRONIK 96</b>							<b>99 CYAN RACING 168</b>								
HCB Management GmbH / RUTRONIK PORSCHE 992 GT3 R							CYAN Racing AB LYNK&CO 03 TCR								
1	2:16.181	53.667	40.833	41.681	135.6	2:16.181	1	3:00.734	1:26.576	47.202	46.956	151.2	3:00.734		
2	1:57.695	36.698	39.937	41.060	263.2	4:13.876	2	2:12.794	42.134	44.773	45.887	225.1	5:13.528		
3	1:57.177	36.836	39.864	40.477	265.8	6:11.053	3	2:08.460	40.409	43.610	44.441	225.6	7:21.988		
4	2:11.416	39.971	46.773	44.672	231.8	8:22.469	4	2:10.145	41.270	44.526	44.349	222.8	9:32.133		
5	1:55.964	36.496	39.442	40.026	265.8	10:18.433	5	2:20.860B	40.775	45.071	55.014	218.3	11:52.993		
6	2:04.935B	37.183	39.748	48.004	229.9	12:23.368	6	7:25.432	5:52.560	46.825	46.047	120.4	19:18.425		
7	4:20.011	2:52.881	42.829	44.301	207.9	16:43.379	7	2:09.302	41.203	43.752	44.347	197.7	21:27.727		
8	1:55.423	36.141	39.782	39.500	267.8	18:38.802	8	2:43.202B	41.238	55.225	1:06.739	217.9	24:10.929		
9	1:55.111	36.540	39.027	39.544	264.5	20:33.913	9	15:10.543	...	47.361	46.542	135.9	39:21.472		
10	1:54.763	36.620	38.770	39.373	265.8	22:28.676	10	2:10.703	41.759	44.875	44.069	189.1	41:32.175		
11	1:54.270	36.362	38.807	39.101	266.5	24:22.946	11	2:05.761	40.542	42.421	42.798	209.1	43:37.936		
12	1:54.212	36.200	38.777	39.235	267.8	26:17.158	12	2:04.481	39.917	41.802	42.762	220.5	45:42.417		
13	2:56.758B	44.468	53.535	1:18.755	206.7	29:13.916	13	2:03.514	39.503	41.402	42.609	231.8	47:45.931		
14	11:46.204	...	42.429	40.755	203.6	41:00.120	14	2:01.823	38.898	41.154	41.771	231.3	49:47.754		
15	1:54.079	36.719	38.151	39.209	265.2	42:54.199	15	2:02.391	39.061	40.914	42.416	233.8	51:50.145		
16	1:52.901	36.068	38.156	38.677	266.5	44:47.100	16	2:01.055	39.034	40.660	41.361	233.8	53:51.200		
17	2:05.749B	36.062	39.872	49.815	267.8	46:52.849	17	2:00.402	38.818	40.522	41.062	236.3	55:51.602		
18	7:41.922	6:22.141	39.886	39.895	183.6	54:34.771	18	2:01.673	38.743	40.482	42.448	235.8	57:53.275		
19	1:53.632	36.017	38.350	39.265	262.0	56:28.403	19	2:01.332	38.651	40.533	42.148	232.8	59:54.607		
20	1:52.124	35.897	37.745	38.482	265.8	58:20.527	20	1:59.524	38.350	40.254	40.920	238.9	1:01:54.131		
21	1:51.309	35.335	37.377	38.597	269.1	1:00:11.836	21	2:15.214B	40.553	42.294	52.367	200.6	1:04:09.345		
22	1:51.087	35.749	37.212	38.126	269.8	1:02:02.923	<b>111 AF CORSE 111</b>								
23	1:58.836B	35.302	37.790	45.744	269.1	1:04:01.759	AF CORSE UK FERRARI 296 CHALLENGE								
24	4:30.555	3:13.781	38.348	38.426	179.1	1:08:32.314	1	2:30.184	57.993	47.046	45.145	121.1	2:30.184		
25	1:50.745	35.074	37.968	37.703	269.8	1:10:23.059	2	2:04.831	38.426	42.926	43.479	217.0	4:35.015		
26	1:49.369	34.853	36.953	37.563	271.1	1:12:12.428	3	2:02.479	37.462	42.409	42.608	205.5	6:37.494		
27	1:58.072B	35.001	37.016	46.055	271.8	1:14:10.500	4	2:02.927	37.746	42.553	42.628	225.6	8:40.421		
1 3:14.124 1:51.948 41.203 40.973 205.5 3:14.124							5	2:02.780	36.904	42.428	43.448	218.3	10:43.201		
2 1:59.638 39.564 39.403 40.671 268.4 5:13.762							6	2:01.986	37.335	42.159	42.492	212.3	12:45.187		
3 1:55.034 36.042 39.188 39.804 269.1 7:08.796							7	2:13.497B	37.703	43.218	52.576	206.3	14:58.684		
4 1:54.828 36.128 39.070 39.630 269.8 9:03.624							8	4:39.236	3:14.520	41.969	42.747	153.3	19:37.920		
5 1:54.690 35.879 39.215 39.596 271.8 10:58.314							9	2:00.218	37.181	41.479	41.558	217.9	21:38.138		
6 1:57.750 36.081 40.872 40.797 271.8 12:56.064							10	2:00.840	36.734	41.436	42.670	192.4	23:38.978		
7 1:54.411 35.980 38.892 39.539 271.1 14:50.475							11	2:01.126	37.280	41.396	42.450	204.7	25:40.104		
8 2:02.186B 35.931 39.135 47.120 270.4 16:52.661															
9 6:43.101 5:16.160 43.409 43.532 151.0 23:35.762															
10 2:00.862 36.612 41.674 42.576 237.9 25:36.624															
11 1:59.582 36.216 40.447 42.919 263.9 27:36.206															
12 2:35.799B 38.530 48.856 1:08.413 262.0 30:12.005															
13 7:36.259 6:14.097 40.617 41.545 207.5 37:48.264															
14 1:55.904 35.971 39.531 40.402 260.7 39:44.168															
15 1:55.980 35.888 39.447 40.645 266.5 41:40.148															
16 1:56.081 35.991 39.444 40.646 259.5 43:36.229															
17 1:54.995 35.887 39.089 40.019 262.6 45:31.224															
18 1:55.971 35.908 40.153 39.910 262.0 47:27.195															



# Curbstone Track Events

## Monza, 14-15.03.2025

### Afternoon Session 1

## Sector Analysis

— Invalidated Lap

■ Personal Best

■ Session Best

■ Crossing the pit lane

Lap	Time	Sector 1	Sector 2	Sector 3	T.Spd	Elapsed	Lap	Time	Sector 1	Sector 2	Sector 3	T.Spd	Elapsed
12	2:14.125	B 36.952	42.625	54.548	217.0	27:54.229	14	1:52.216	34.849	38.290	39.077	272.5	47:58.422
13	25:33.322	...	41.907	41.654	135.2	53:27.551	15	2:12.393	B 34.779	41.237	56.377	280.2	50:10.815
14	1:56.516	35.611	40.051	40.854	227.0	55:24.067							
15	1:58.933	35.999	41.771	41.163	213.2	57:23.000							
16	1:56.088	35.560	39.942	40.586	242.7	59:19.088							
17	1:56.492	35.798	40.258	40.436	228.9	1:01:15.580							
18	1:55.755	35.403	39.911	40.441	242.7	1:03:11.335							
19	2:16.126	B 35.272	43.479	57.375	232.8	1:05:27.461							


112 CSA RACING 112						
CONCEPT SPORT AUTOMOBILES			MCLAREN 720S GT3 EVO			
1	6:55.097	B 5:17.797	43.679	53.621	182.4	6:55.097
2	3:16.203	1:53.928	41.222	41.053	213.6	10:11.300
3	1:57.779	37.205	39.983	40.591	270.4	12:09.079
4	1:59.844	39.005	40.429	40.410	247.1	14:08.923
5	1:57.447	37.685	39.799	39.963	269.8	16:06.370
6	1:55.729	36.883	39.172	39.674	269.8	18:02.099
7	1:54.625	35.789	39.361	39.475	265.8	19:56.724
8	1:54.557	36.091	39.143	39.323	263.9	21:51.281
9	2:03.502	B 36.020	40.579	46.903	257.6	23:54.783
10	6:08.733	B 3:42.057	1:17.203	1:09.473	207.1	30:03.516
11	7:23.106	5:59.390	41.625	42.091	207.5	37:26.622
12	1:57.647	37.047	39.843	40.757	245.4	39:24.269
13	1:56.016	36.668	39.205	40.143	227.9	41:20.285
14	1:54.573	36.397	38.634	39.542	254.6	43:14.858
15	1:53.975	36.166	38.596	39.213	251.1	45:08.833
16	1:52.676	35.758	38.195	38.723	271.1	47:01.509
17	2:03.172	B 35.656	38.312	49.204	272.5	49:04.681
18	4:10.486	2:40.579	47.344	42.563	145.7	53:15.167
19	1:55.475	36.836	39.368	39.271	246.0	55:10.642
20	1:51.683	35.132	37.984	38.567	263.2	57:02.325
21	1:51.845	35.265	37.896	38.684	269.8	58:54.170
22	1:53.090	35.145	38.766	39.179	267.1	1:00:47.260
23	1:51.352	35.135	37.855	38.362	265.8	1:02:38.612
24	1:52.819	36.198	37.793	38.828	267.1	1:04:31.431
25	1:59.219	B 34.821	38.384	46.014	273.9	1:06:30.650
26	9:58.140	8:39.839	38.682	39.619	208.3	1:16:28.790
27	1:59.580	B 36.222	38.215	45.143	272.5	1:18:28.370
28	3:37.240	2:18.227	38.699	40.314	162.5	1:22:05.610
29	2:02.444	B 35.236	39.430	47.778	233.8	1:24:08.054
30	5:13.827	B 3:45.564	40.497	47.766	174.2	1:29:21.881

169 AF CORSE 169						
AF CORSE UK			FERRARI 296 CHALLENGE			
1	15:28.578	...	47.082	43.607	127.6	15:28.578
2	1:59.773	36.469	41.356	41.948	269.1	17:28.351
3	1:55.530	35.578	39.641	40.311	255.2	19:23.881
4	1:57.836	36.337	40.463	41.036	248.8	21:21.717
5	1:56.030	35.759	39.638	40.633	265.2	23:17.747
6	1:56.454	36.791	39.145	40.518	267.1	25:14.201
7	1:58.624	36.681	39.829	42.114	230.8	27:12.825
8	2:31.635	B 36.991	50.258	1:04.386	278.1	29:44.460
9	8:45.628	7:23.529	40.881	41.218	157.8	38:30.088
10	1:56.357	36.048	39.266	41.043	245.4	40:26.445
11	1:54.158	35.214	39.022	39.922	250.5	42:20.603
12	1:53.073	34.904	38.580	39.589	260.7	44:13.676
13	1:52.530	34.941	38.614	38.975	271.1	46:06.206

175 AF CORSE 175						
AF CORSE UK			FERRARI 296 CHALLENGE			
1	2:18.113	47.732	44.203	46.178	181.5	2:18.113
2	2:11.739	43.805	43.591	44.343	246.0	4:29.852
3	2:05.033	37.618	43.228	44.187	244.3	6:34.885
4	2:13.155	41.519	45.589	46.047	243.2	8:48.040
5	2:05.881	38.453	43.151	44.277	210.3	10:53.921
6	2:03.474	37.495	42.307	43.672	223.7	12:57.395
7	2:04.352	37.526	41.715	45.111	216.1	15:01.747
8	2:02.455	37.481	41.816	43.158	238.9	17:04.202
9	2:11.878	38.134	42.496	51.248	226.0	19:16.080
10	2:02.404	37.485	41.600	43.319	228.9	21:18.484
11	2:31.337	B 43.319	47.671	1:00.347	239.5	23:49.821
12	13:36.097	...	44.404	45.047	169.3	37:25.918
13	2:06.209	38.595	43.673	43.941	194.8	39:32.127
14	2:01.075	36.683	41.547	42.845	243.2	41:33.202
15	1:59.537	36.613	40.851	42.073	237.4	43:32.739
16	1:57.886	36.099	40.140	41.647	244.9	45:30.625
17	2:04.488	36.038	43.478	44.972	257.0	47:35.113
18	2:00.013	36.181	40.922	42.910	243.8	49:35.126
19	1:57.209	35.563	40.115	41.531	252.3	51:32.335
20	2:12.839	B 36.658	41.708	54.473	252.3	53:45.174
21	7:37.049	6:14.278	40.855	41.916	175.4	1:01:22.223
22	1:56.508	35.197	40.086	41.225	252.3	1:03:18.731
23	1:58.257	35.097	39.965	43.195	255.2	1:05:16.988
24	1:56.473	35.213	40.146	41.114	263.9	1:07:13.461
25	2:02.978	37.664	40.891	44.423	195.5	1:09:16.439
26	1:55.777	35.232	39.687	40.858	255.8	1:11:12.216
27	1:55.486	34.915	39.587	40.984	269.1	1:13:07.702
28	1:54.374	34.600	39.409	40.365	269.1	1:15:02.076
29	2:14.386	B 36.303	41.917	56.166	273.9	1:17:16.462

911 PURE RXCING 911						
PURE RXCING			PORSCHE GT3 R			
1	6:04.124	4:42.804	40.763	40.557	205.1	6:04.124
2	1:56.905	37.233	39.812	39.860	266.5	8:01.029
3	1:54.917	36.100	39.023	39.794	265.8	9:55.946
4	1:54.568	35.890	39.039	39.639	264.5	11:50.514
5	1:54.608	36.056	39.087	39.465	264.5	13:45.122
6	2:03.564	B 36.160	39.410	47.994	264.5	15:48.686
7	5:53.416	4:30.824	41.337	41.255	206.3	21:42.102
8	2:02.644	36.452	40.606	45.586	263.2	23:44.746
9	1:56.778	36.542	39.821	40.415	265.2	25:41.524
10	1:57.948	36.890	40.546	40.512	249.4	27:39.472
11	2:34.664	B 37.466	47.759	1:09.439	226.5	30:14.136
12	7:15.137	5:53.654	40.709	40.774	197.3	37:29.273
13	1:56.839	36.609	40.502	39.728	252.3	39:26.112
14	1:55.243	36.624	39.049	39.570	243.8	41:21.355
15	1:55.698	36.208	39.417	40.073	264.5	43:17.053
16	1:54.158	36.108	38.732	39.318	258.2	45:11.211
17	1:54.799	36.133	39.317	39.349	262.6	47:06.010
18	1:53.829	35.948	38.730	39.151	263.9	48:59.839
19	2:02.951	B 36.051	38.783	48.117	262.0	51:02.790
20	16:26.604	...	44.171	43.553	173.1	1:07:29.394





# Curbstone Track Events

## Monza, 14-15.03.2025

### Afternoon Session 1

## Sector Analysis

— Invalidated Lap    ■ Personal Best    ■ Session Best    **B** Crossing the pit lane

Lap	Time	Sector 1	Sector 2	Sector 3	T.Spd	Elapsed	Lap	Time	Sector 1	Sector 2	Sector 3	T.Spd	Elapsed
21	2:01.531	38.845	41.562	41.124	171.8	1:09:30.925							
22	1:57.442	37.349	39.919	40.174	211.1	1:11:28.367							
23	1:56.757	36.769	39.775	40.213	234.3	1:13:25.124							
24	2:06.108	46.932	39.696	39.480	136.2	1:15:31.232							
25	1:55.689	36.934	39.298	39.457	246.5	1:17:26.921							
26	2:27.919	44.022	54.152	49.745	137.6	1:19:54.840							
27	1:54.046	36.010	39.074	38.962	261.3	1:21:48.886							
28	<b>1:53.428</b>	36.114	<b>38.461</b>	<b>38.853</b>	262.0	1:23:42.314							
29	2:24.419 <b>B</b>	43.644	45.381	55.394	138.1	1:26:06.733							

**999** SMC 999  
SMC MOTORSPORT

MCLAREN ARTURA TROPHY EVO

1	56:31.275	...	46.167	45.522	160.8	56:31.275
2	2:13.177	42.524	43.025	47.628	194.1	58:44.452
3	2:04.632	40.230	<b>40.052</b>	44.350	218.3	1:00:49.084
4	1:57.883	36.728	40.134	41.021	219.6	1:02:46.967
5	2:45.881 <b>B</b>	44.551	51.765	1:09.565	168.0	1:05:32.848
6	9:11.619	7:44.766	43.379	43.474	92.8	1:14:44.467
7	1:58.137	36.292	40.561	41.284	248.2	1:16:42.604
8	1:58.100	36.260	40.514	41.326	248.8	1:18:40.704
9	<b>1:57.329</b>	<b>36.243</b>	40.081	<b>41.005</b>	246.0	1:20:38.033
10	2:07.869 <b>B</b>	36.566	40.399	50.904	248.8	1:22:45.902
11	9:30.126 <b>B</b>	7:43.575	50.014	56.537	120.3	1:32:16.028

