

# Curbstone Track Events

## Monza, 14-15.03.2025

### Afternoon Session 2

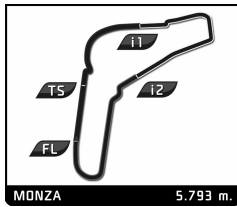

## Sector Analysis

— Invalidated Lap    ■ Personal Best    ■ Session Best    ■ Crossing the pit lane

Lap	Time	Sector 1	Sector 2	Sector 3	T.Sp	Elapsed	Lap	Time	Sector 1	Sector 2	Sector 3	T.Sp	Elapsed
<b>3</b>	<b>BEDRIVER 3</b>												
	BEDRIVER	PORSCHE 992 GT3 CUP											
1	16:15.143	...	43.996	43.576	88.8	16:15.143	4	5:04.565	3:44.266	39.756	40.543	177.1	30:18.988
2	1:59.605	37.507	41.058	41.040	235.3	18:14.748	5	1:56.227	36.478	39.568	40.181	242.7	32:15.215
3	1:55.954	36.278	39.686	39.990	252.8	20:10.702	6	1:55.449	36.060	39.263	40.126	246.5	34:10.664
4	<span style="color: green;">1:55.313</span>	36.312	<span style="color: green;">39.408</span>	<span style="color: green;">39.593</span>	257.6	22:06.015	7	1:54.699	35.941	39.015	39.743	246.0	36:05.363
5	2:08.462 <span style="color: blue;">B</span>	<span style="color: green;">36.039</span>	41.786	50.637	262.6	24:14.477	8	2:06.068 <span style="color: blue;">B</span>	36.653	38.837	50.578	211.5	38:11.431
6	7:03.389	5:34.887	44.177	44.325	169.1	31:17.866	9	5:18.632	3:59.385	39.427	39.820	170.9	43:30.063
7	2:02.041	37.564	41.985	42.492	237.9	33:19.907	10	1:53.509	35.727	38.641	39.141	244.3	45:23.572
8	2:01.595	37.218	41.111	43.266	244.3	35:21.502	11	1:53.212	35.518	<span style="color: green;">38.559</span>	39.135	250.5	47:16.784
9	2:03.339	37.780	40.587	44.972	241.6	37:24.841	12	<span style="color: green;">1:52.922</span>	35.398	38.688	<span style="color: green;">38.836</span>	258.2	49:09.706
10	1:58.928	36.632	40.959	41.337	248.2	39:23.769	13	2:01.169 <span style="color: blue;">B</span>	<span style="color: green;">35.249</span>	38.784	47.136	259.5	51:10.875
11	2:08.742 <span style="color: blue;">B</span>	37.325	40.823	50.594	247.7	41:32.511	14	20:08.689	...	44.289	45.199	174.0	1:11:19.564
12	30:27.314	...	45.529	44.003	139.4	1:11:59.825	15	2:04.467	38.520	42.457	43.490	221.0	1:13:24.031
13	2:01.607	37.016	42.480	42.111	257.0	1:14:01.432	16	2:02.066	37.151	41.711	43.204	237.9	1:15:26.097
14	1:58.434	36.467	40.395	41.572	243.2	1:15:59.866	17	2:02.074	37.458	41.968	42.648	231.3	1:17:28.171
15	1:57.406	36.293	40.221	40.892	255.2	1:17:57.272	18	2:03.064	37.152	41.815	44.097	229.4	1:19:31.235
16	1:57.537	36.276	40.132	41.129	255.2	1:19:54.809	19	2:02.248	38.427	42.146	41.675	221.4	1:21:33.483
17	1:58.775	37.273	40.411	41.091	209.1	1:21:53.584							
<b>8</b>	<b>VILLORBA CORSE</b>												
	SVC MOTORSPORT	LAMBORGHINI SUPER TROFEO EVO											
1	9:54.864	8:23.960	47.490	43.414	170.7	9:54.864	4	2:00.263	36.518	41.568	42.177	221.9	29:41.654
2	1:58.710	36.318	40.450	41.942	248.2	11:53.574	5	1:56.630	35.695	39.859	41.076	236.3	31:38.284
3	1:55.614	35.554	39.613	40.447	257.0	13:49.188	6	1:57.435	35.173	41.895	40.367	261.3	33:35.719
4	1:54.376	35.085	39.000	40.291	263.9	15:43.564	7	1:53.662	34.234	39.168	40.260	273.2	35:29.381
5	1:57.021	35.291	41.539	40.191	241.1	17:40.585	8	2:13.234 <span style="color: blue;">B</span>	34.616	41.245	57.373	269.8	37:42.615
6	1:53.823	35.044	38.783	39.996	268.4	19:34.408	9	5:00.596	3:39.043	40.482	41.071	177.1	42:43.211
7	1:53.934	34.942	38.981	40.011	265.2	21:28.342	10	1:52.617	34.354	38.769	39.494	270.4	44:35.828
8	1:52.547	34.929	38.471	39.147	264.5	23:20.889	11	1:51.325	33.787	38.270	39.268	270.4	46:27.153
9	1:52.401	34.926	38.425	39.050	252.8	25:13.290	12	1:50.250	33.835	37.847	38.568	268.4	48:17.403
10	1:52.606	34.704	38.604	39.298	263.2	27:05.896	13	1:51.132	33.805	37.964	39.363	270.4	50:08.535
11	1:52.278	34.549	38.392	39.337	269.8	28:58.174	14	2:07.911 <span style="color: blue;">B</span>	33.740	37.624	56.547	270.4	52:16.446
12	1:52.320	34.508	38.309	39.503	273.9	30:50.494	15	19:20.711	...	43.630	45.559	167.3	1:11:37.157
13	2:01.578 <span style="color: blue;">B</span>	34.136	38.121	49.321	275.9	32:52.072	16	1:56.988	35.366	39.480	42.142	214.9	1:13:34.145
14	4:41.651	3:11.537	45.041	45.073	149.8	37:33.723	17	1:52.211	34.768	38.147	39.296	248.2	1:15:26.356
15	1:58.773	36.785	40.993	40.995	251.1	39:32.496	18	1:50.221	33.942	37.640	38.639	263.9	1:17:16.577
16	1:52.571	34.564	38.615	39.392	267.8	41:25.067	19	1:50.004	<span style="color: green;">33.648</span>	37.732	38.624	269.8	1:19:06.581
17	1:51.999	34.587	38.195	39.217	273.2	43:17.066	20	<span style="color: green;">1:49.408</span>	33.869	<span style="color: green;">37.458</span>	<span style="color: green;">38.081</span>	271.1	1:20:55.989
<b>50</b>	<b>AF CORSE 50</b>												
	AF CORSE UK	FERRARI 296 CHALLENGE											
1	11:11.924	9:36.484	48.643	46.797	157.3	11:11.924	4	1:50.216	34.130	37.727	38.359	265.2	16:59.169
2	2:03.191	37.638	42.214	43.339	218.3	13:15.115	5	1:47.902	33.718	36.675	37.509	276.6	18:47.071
3	1:53.838	35.352	38.954	39.532	243.2	15:08.953	6	1:47.576	33.477	36.666	37.433	280.2	20:34.647
4	1:50.216	34.130	37.727	38.359	265.2	16:59.169	7	1:58.678 <span style="color: blue;">B</span>	33.670	36.795	48.213	280.2	22:33.325
5	1:47.902	33.718	36.675	37.509	276.6	18:47.071	8	16:09.505	...	38.958	39.585	207.1	38:42.830
6	1:47.576	33.477	36.666	37.433	280.2	20:34.647	9	1:48.047	33.624	37.080	37.343	280.2	40:30.877
7	1:58.678 <span style="color: blue;">B</span>	33.670	36.795	48.213	280.2	22:33.325	10	1:47.181	33.463	<span style="color: green;">36.492</span>	37.226	273.2	42:18.058
8	16:09.505	...	38.958	39.585	207.1	38:42.830	11	<span style="color: green;">1:46.774</span>	<span style="color: purple;">33.249</span>	36.536	<span style="color: green;">36.989</span>	286.1	44:04.832
9	1:48.047	33.624	37.080	37.343	280.2	40:30.877	12	1:59.645 <span style="color: blue;">B</span>	33.292	38.643	47.710	284.6	46:04.477
10	1:47.181	33.463	<span style="color: green;">36.492</span>	37.226	273.2	42:18.058	13	4:33.629	3:15.520	38.731	39.378	214.0	50:38.106
11	<span style="color: green;">1:46.774</span>	<span style="color: purple;">33.249</span>	36.536	<span style="color: green;">36.989</span>	286.1	44:04.832	14	2:25.307 <span style="color: blue;">B</span>	33.558	55.052	56.697	285.4	53:03.413
12	1:59.645 <span style="color: blue;">B</span>	33.292	38.643	47.710	284.6	46:04.477							
13	4:33.629	3:15.520	38.731	39.378	214.0	50:38.106							
14	2:25.307 <span style="color: blue;">B</span>	33.558	55.052	56.697	285.4	53:03.413							
<b>14</b>	<b>NEF MOTORSPORT 14</b>												
	NEF MOTORSPORT AG	PORSCHE 992 GT3 CUP											
1	21:03.381	...	47.404	53.415	104.5	21:03.381							
2	2:05.418	37.882	40.942	46.594	204.0	23:08.799							
3	2:05.624 <span style="color: blue;">B</span>	36.311	39.408	49.905	219.2	25:14.423							







# Curbstone Track Events

## Monza, 14-15.03.2025

### Afternoon Session 2

## Sector Analysis

_ Invalidated Lap							Personal Best		Session Best		B Crossing the pit lane			
Lap	Time	Sector 1	Sector 2	Sector 3	T.Spd	Elapsed	Lap	Time	Sector 1	Sector 2	Sector 3	T.Spd	Elapsed	
10	1:55.773	35.344	40.003	40.426	271.8	28:27.424	16	1:48.429	<b>33.928</b>	36.547	37.954	274.5	37:07.056	
11	1:54.914	35.261	39.696	39.957	263.9	30:22.338	17	1:46.318	34.003	35.984	<b>36.331</b>	273.2	38:53.374	
12	1:54.525	35.369	39.481	39.675	269.8	32:16.863	18	1:54.610	B 34.210	36.129	44.271	274.5	40:47.984	
13	1:54.623	35.138	40.111	39.374	262.6	34:11.486	19	6:49.653	5:32.360	38.959	38.334	208.7	47:37.637	
14	2:05.461	B 35.624	40.340	49.497	234.8	36:16.947	20	1:51.215	34.884	38.196	38.135	273.9	49:28.852	
15	9:44.177	8:19.451	43.793	40.933	145.5	46:01.124	21	1:51.974	34.731	38.945	38.298	273.2	51:20.826	
16	1:56.992	36.321	40.140	40.531	268.4	47:58.116	22	2:27.837	B 37.109	48.763	1:01.965	273.2	53:48.663	
17	1:55.407	35.769	39.847	39.791	265.8	49:53.523	23	18:22.821	...	39.894	39.123	208.3	1:12:11.484	
18	1:55.392	36.235	39.120	40.037	196.2	51:48.915	24	1:53.150	36.315	38.782	38.053	219.2	1:14:04.634	
19	2:51.501	B 50.705	53.495	1:07.301	144.6	54:40.416	25	1:51.257	34.937	38.328	37.992	273.2	1:15:55.891	
20	17:06.631	...	47.476	43.567	132.1	1:11:47.047	26	1:51.941	34.681	38.504	38.756	275.9	1:17:47.832	
21	1:59.768	38.538	40.531	40.699	229.9	1:13:46.815	27	1:49.677	34.284	37.584	37.809	275.9	1:19:37.509	
22	1:55.976	36.043	39.966	39.967	231.3	1:15:42.791	28	1:51.879	34.771	38.838	38.270	275.2	1:21:29.388	
23	1:55.707	35.186	39.375	41.146	265.2	1:17:38.498								
24	<b>1:53.008</b>	<b>34.953</b>	<b>38.747</b>	<b>39.308</b>	250.5	1:19:31.506								
25	1:55.649	36.771	39.472	39.406	258.2	1:21:27.155								

<b>96</b>	<b>RUTRONIK 96</b>					
HCB Management GmbH / RUTRONIK PORSCHE 992 GT3 R						
1	16:09.084	...	38.714	38.085	139.7	16:09.084
2	1:48.957	34.904	36.956	37.097	268.4	17:58.041
3	1:48.186	34.510	36.586	37.090	270.4	19:46.227
4	1:48.072	34.903	36.419	36.750	269.8	21:34.299
5	1:47.756	34.509	36.286	36.961	270.4	23:22.055
6	1:58.866	B 34.561	38.274	46.031	271.1	25:20.921
7	5:40.559	4:25.900	37.643	37.016	205.1	31:01.480
8	1:47.653	34.530	36.447	36.676	269.1	32:49.133
9	1:56.009	B 35.580	36.557	43.872	270.4	34:45.142
10	7:05.698	5:51.611	37.227	36.860	204.7	41:50.840
11	1:48.425	34.615	36.829	36.981	269.1	43:39.265
12	1:47.094	34.378	36.182	36.534	271.1	45:26.359
13	1:54.773	B 34.414	36.701	43.658	272.5	47:21.132
14	4:36.825	B 3:13.163	37.482	46.180	207.5	51:57.957
15	20:08.343	...	38.634	39.265	197.0	1:12:06.300
16	1:51.338	34.581	37.933	38.824	270.4	1:13:57.638
17	1:49.192	34.535	36.997	37.660	271.8	1:15:46.830
18	1:48.679	34.105	36.517	38.057	273.2	1:17:35.509
19	1:47.394	<b>34.061</b>	36.816	36.517	274.5	1:19:22.903
20	<b>1:46.457</b>	34.160	<b>36.075</b>	<b>36.222</b>	273.2	1:21:09.360

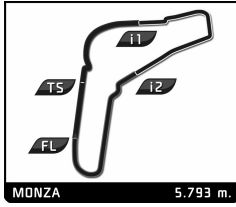
<b>97</b>	<b>RUTRONIK 97</b>					
HCB Management GmbH / RUTRONIK PORSCHE 992 GT3 R						
1	3:49.910	2:28.512	39.842	41.556	207.1	3:49.910
2	1:53.424	35.332	38.990	39.102	267.1	5:43.334
3	1:53.419	35.039	39.534	38.846	267.8	7:36.753
4	1:51.561	34.847	38.294	38.420	271.8	9:28.314
5	1:51.603	34.961	38.157	38.485	271.1	11:19.917
6	1:52.659	34.726	38.096	39.837	272.5	13:12.576
7	1:52.013	35.265	38.238	38.510	271.8	15:04.589
8	1:50.855	34.908	37.972	37.975	272.5	16:55.444
9	1:59.898	B 34.909	38.429	46.560	268.4	18:55.342
10	7:19.425	6:04.117	37.980	37.328	207.9	26:14.767
11	1:47.313	34.158	36.445	36.710	273.9	28:02.080
12	1:51.710	34.241	36.585	40.884	272.5	29:53.790
13	1:46.927	34.176	36.119	36.632	274.5	31:40.717
14	1:51.594	34.028	36.546	41.020	275.9	33:32.311
15	<b>1:46.316</b>	33.985	<b>35.975</b>	36.356	274.5	35:18.627

<b>99</b>	<b>CYAN RACING 168</b>					
CYAN Racing AB LYNK&CO 03 TCR						
1	11:43.032	...	44.193	42.026	166.7	11:43.032
2	1:59.599	38.519	40.480	40.600	232.8	13:42.631
3	1:58.528	38.032	40.120	40.376	243.8	15:41.159
4	1:58.215	37.742	40.246	40.227	245.4	17:39.374
5	1:58.390	38.536	39.754	40.100	243.2	19:37.764
6	<b>1:56.161</b>	<b>37.110</b>	39.268	<b>39.783</b>	252.8	21:33.925
7	1:56.591	37.266	39.464	39.861	251.1	23:30.516
8	1:56.416	37.241	39.313	39.862	249.9	25:26.932
9	2:09.560	B 37.670	39.389	52.501	248.8	27:36.492
10	3:51.106	2:29.566	40.345	41.195	151.4	31:27.598
11	1:56.543	37.467	39.215	39.861	249.9	33:24.141
12	2:12.198	B 37.151	<b>39.048</b>	55.999	253.4	35:36.339
13	9:52.957	8:29.075	42.519	41.363	187.1	45:29.296
14	2:18.807	B 37.803	42.696	58.308	240.5	47:48.103
15	23:52.676	...	43.857	42.325	132.6	1:11:40.779
16	1:58.128	37.717	40.187	40.224	232.8	1:13:38.907
17	1:56.574	37.144	39.490	39.940	253.4	1:15:35.481
18	1:56.639	37.450	39.330	39.859	248.2	1:17:32.120
19	1:58.110	37.210	40.364	40.536	254.0	1:19:30.230
20	1:58.744	38.058	39.512	41.174	251.7	1:21:28.974

<b>111</b>	<b>AF CORSE 111</b>					
AF CORSE UK FERRARI 296 CHALLENGE						
1	7:51.251	6:17.711	47.188	46.352	152.9	7:51.251
2	2:04.569	41.115	42.661	40.793	225.1	9:55.820
3	1:56.121	35.735	40.422	39.964	226.5	11:51.941
4	1:50.441	34.122	38.068	38.251	271.1	13:42.382
5	1:48.738	33.989	37.187	37.562	274.5	15:31.120
6	<b>1:47.783</b>	33.630	36.970	<b>37.183</b>	282.4	17:18.903
7	1:55.083	B <b>33.611</b>	<b>36.881</b>	44.591	283.1	19:13.986
8	19:18.370	...	42.155	46.355	150.4	38:32.356
9	1:57.188	35.925	40.300	40.963	228.9	40:29.544
10	1:53.684	34.674	39.365	39.645	266.5	42:23.228
11	1:52.743	34.247	39.213	39.283	265.2	44:15.971
12	1:52.209	34.127	38.894	39.188	281.7	46:08.180
13	1:52.358	34.159	38.716	39.483	283.1	48:00.538
14	1:53.240	34.496	39.200	39.544	263.2	49:53.778
15	1:58.040	36.441	39.211	42.388	194.8	51:51.818
16	2:54.584	B 50.835	52.366	1:11.383	145.3	54:46.402
17	17:40.539	...	40.936	40.938	176.2	1:12:26.941
18	1:53.569	34.882	39.342	39.345	249.9	1:14:20.510







# Curbstone Track Events

## Monza, 14-15.03.2025

### Afternoon Session 2

## Sector Analysis

— Invalidated Lap    ■ Personal Best    ■ Session Best    **B** Crossing the pit lane

Lap	Time	Sector 1	Sector 2	Sector 3	T.Spd	Elapsed	Lap	Time	Sector 1	Sector 2	Sector 3	T.Spd	Elapsed
25	1:53.048	34.473	37.734	40.841	270.4	1:17:42.815							
26	1:48.552	34.467	36.572	37.513	270.4	1:19:31.367							
27	1:48.756	34.636	36.969	37.151	270.4	1:21:20.123							

999 SMC 999		MCLAREN ARTURA TROPHY EVO											
SMC MOTORSPORT													
Lap	Time	Sector 1	Sector 2	Sector 3	T.Spd	Elapsed	Lap	Time	Sector 1	Sector 2	Sector 3	T.Spd	Elapsed
1	2:46.395	1:17.248	45.229	43.918	130.5	2:46.395							
2	2:00.894	37.965	41.131	41.798	188.7	4:47.289							
3	1:56.156	36.213	39.466	40.477	211.1	6:43.445							
4	1:54.314	35.873	38.896	39.545	235.8	8:37.759							
5	1:54.608	35.935	39.491	39.182	237.4	10:32.367							
6	<b>1:51.682</b>	35.038	38.018	<b>38.626</b>	251.7	12:24.049							
7	2:02.258 <b>B</b>	<b>34.847</b>	<b>37.757</b>	49.654	257.6	14:26.307							
8	5:46.454 <b>B</b>	4:10.567	41.134	54.753	139.9	20:12.761							

