

Curbstone Track Events

Monza, 14-15.03.2025

Morning Session 3

Sector Analysis

— Invalidated Lap

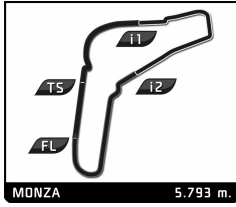

■ Personal Best

■ Session Best

B Crossing the pit lane

Lap	Time	Sector 1	Sector 2	Sector 3	T.Sp	Elapsed	Lap	Time	Sector 1	Sector 2	Sector 3	T.Sp	Elapsed
2	EMIL FREY 2												
	EMIL FREY	FERRARI 296 CHALLENGE											
1	4:27.389	2:57.677	44.336	45.376	146.5	4:27.389	13	2:03.052	37.530	42.179	43.343	238.4	1:05:16.871
2	2:10.108	39.813	41.993	48.302	208.7	6:37.497	14	2:06.206	36.659	42.582	46.965	263.2	1:07:23.077
3	2:04.649	40.911	41.535	42.203	234.3	8:42.146	15	2:02.952	37.485	42.480	42.987	257.0	1:09:26.029
4	2:01.261	36.983	41.130	43.148	216.1	10:43.407	16	2:13.338 B	37.980	42.249	53.109	233.8	1:11:39.367
5	2:23.079 B	39.223	40.944	1:02.912	211.9	13:06.486	17	4:17.100	2:50.869	42.749	43.482	189.7	1:15:56.467
6	10:20.511	8:44.399	48.997	47.115	166.2	23:26.997	18	2:04.894	37.380	43.099	44.415	248.2	1:18:01.361
7	2:08.231	38.934	43.795	45.502	205.5	25:35.228	19	2:02.191	37.123	41.942	43.126	239.5	1:20:03.552
8	2:03.772	36.908	42.678	44.186	255.2	27:39.000	20	2:05.483	36.867	45.349	43.267	247.7	1:22:09.035
9	2:02.456	37.251	42.107	43.098	244.9	29:41.456	21	2:01.225	36.889	41.856	42.480	254.6	1:24:10.260
10	2:02.811	37.362	41.669	43.780	266.5	31:44.267	22	2:01.785	37.141	41.599	43.045	247.7	1:26:12.045
11	1:59.857	36.371	41.328	42.158	218.8	33:44.124	23	2:00.872	36.656	41.498	42.718	262.6	1:28:12.917
12	1:59.594	35.897	41.871	41.826	237.4	35:43.718	24	2:00.655	36.902	41.163	42.590	258.9	1:30:13.572
13	1:59.374	36.257	41.269	41.848	211.1	37:43.092	25	2:08.125 B	36.620	41.363	50.142	258.2	1:32:21.697
14	1:58.805	36.696	40.522	41.587	224.6	39:41.897	26	4:59.766	3:22.121	46.889	50.756	207.9	1:37:21.463
15	1:56.754	35.559	40.154	41.041	234.3	41:38.651	27	2:04.780	39.834	42.649	42.297	225.6	1:39:26.243
16	1:56.151	35.520	39.762	40.869	237.4	43:34.802	28	2:00.545	37.138	41.719	41.688	235.3	1:41:26.788
17	2:22.680 B	41.778	46.954	53.948	200.6	45:57.482	29	2:00.405	37.242	41.163	42.000	247.1	1:43:27.193
18	15:28.282	...	47.690	49.857	161.8	1:01:25.764	30	2:00.122	37.505	41.192	41.425	237.9	1:45:27.315
19	2:04.827	39.270	41.926	43.631	205.5	1:03:30.591	31	1:57.999	36.538	40.567	40.894	249.9	1:47:25.314
20	1:59.150	36.404	40.652	42.094	220.1	1:05:29.741	32	1:58.418	36.688	40.431	41.299	256.4	1:49:23.732
21	1:58.992	35.941	42.059	40.992	248.2	1:07:28.733	33	1:57.294	36.121	40.351	40.822	254.6	1:51:21.026
22	1:57.211	36.223	39.996	40.992	223.7	1:09:25.944							
23	1:56.552	35.840	40.118	40.594	238.4	1:11:22.496							
24	1:56.539	35.281	40.286	40.972	242.1	1:13:19.035							
25	1:56.354	35.643	40.294	40.417	244.3	1:15:15.389							
26	1:57.116	35.489	41.189	40.438	206.3	1:17:12.505							
27	1:55.665	35.611	39.720	40.334	241.1	1:19:08.170							
28	1:55.180	35.215	39.943	40.022	238.4	1:21:03.350							
29	2:10.854	35.114	44.881	50.859	244.9	1:23:14.204							
30	2:04.078 B	35.858	40.388	47.832	234.8	1:25:18.282							
31	9:51.971	8:22.836	40.959	48.176	155.8	1:35:10.253							
32	1:56.720	36.245	40.286	40.189	230.8	1:37:06.973							
33	1:58.376	37.388	40.157	40.831	255.2	1:39:05.349							
34	1:55.738	35.463	40.255	40.020	235.3	1:41:01.087							
35	1:56.535	36.798	39.612	40.125	239.5	1:42:57.622							
36	1:57.399	37.035	39.998	40.366	254.0	1:44:55.021							
37	1:54.565	34.955	39.634	39.976	242.1	1:46:49.586							
38	1:55.970	35.277	40.631	40.062	234.3	1:48:45.556							
39	1:54.946	35.302	39.588	40.056	232.8	1:50:40.502							
14	NEF MOTORSPORT 14												
	NEF MOTORSPORT AG	Porsche 992 GT3 Cup											
1	29:49.676	...	46.232	55.573	117.5	29:49.676							
2	2:12.525	42.203	44.629	45.693	183.6	32:02.201							
3	2:04.934	38.337	42.741	43.856	207.9	34:07.135							
4	2:11.927 B	37.678	42.924	51.325	216.1	36:19.062							
5	9:08.030	7:27.082	49.977	50.971	102.1	45:27.092							
6	2:21.162	45.080	48.197	47.885	168.6	47:48.254							
7	2:17.186	42.369	46.676	48.141	170.4	50:05.440							
8	2:14.833	41.682	45.993	47.158	175.6	52:20.273							
9	2:13.707	41.229	46.102	46.376	171.5	54:33.980							
10	2:11.545	39.897	45.349	46.299	184.3	56:45.525							
11	2:11.325	40.641	45.044	45.640	180.3	58:56.850							
12	2:10.173	39.257	45.277	45.639	207.1	1:01:07.023							
13	2:09.785	39.009	44.487	46.289	196.2	1:03:16.808							
14	2:08.856	39.211	44.484	45.161	197.7	1:05:25.664							
15	2:20.214 B	39.542	44.381	56.291	189.7	1:07:45.878							
16	6:22.032	4:50.798	44.845	46.389	168.0	1:14:07.910							
17	2:10.332	40.306	44.318	45.708	185.2	1:16:18.242							
18	2:07.639	39.240	43.873	44.526	186.8	1:18:25.881							
19	2:07.934	39.454	43.981	44.499	200.2	1:20:33.815							
20	2:07.406	38.615	43.977	44.814	201.7	1:22:41.221							
21	2:07.843	39.103	44.399	44.341	190.1	1:24:49.064							
22	2:16.794 B	38.997	44.337	53.460	186.5	1:27:05.858							
23	6:26.407	4:56.766	45.012	44.629	178.8	1:33:32.265							
24	2:07.953	38.690	43.698	45.565	203.2	1:35:40.218							
25	2:05.596	38.485	43.201	43.910	201.0	1:37:45.814							
26	2:06.885	38.592	43.738	44.555	197.0	1:39:52.699							
27	2:06.626	38.585	43.479	44.562	196.2	1:41:59.325							
28	2:06.229	38.121	43.995	44.113	200.6	1:44:05.554							
29	2:07.800	38.454	45.286	44.060	187.1	1:46:13.354							
30	2:16.776 B	38.387	44.844	53.545	188.1	1:48:30.130							
49	ROSSOCORSA 49												
	ROSSOCORSA RACING	Ferrari 296 Challenge											





Curbstone Track Events

Monza, 14-15.03.2025

Morning Session 3

Sector Analysis

— Invalidated Lap ■ Personal Best ■ Session Best B Crossing the pit lane

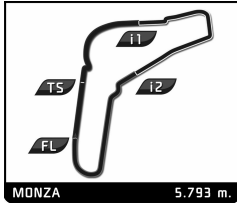
Lap	Time	Sector 1	Sector 2	Sector 3	T.Sp	Elapsed	Lap	Time	Sector 1	Sector 2	Sector 3	T.Sp	Elapsed
1	3:16.536	1:36.503	48.644	51.389	110.0	3:16.536	2	2:49.545	53.424	58.553	57.568	106.4	6:51.849
2	2:19.124	42.505	48.172	48.447	179.1	5:35.660	3	2:37.475	51.475	51.273	54.727	161.5	9:29.324
3	2:12.006	40.691	44.762	46.553	148.3	7:47.666	4	2:21.034	46.105	47.197	47.732	168.6	11:50.358
4	2:08.837	39.805	43.595	45.437	192.4	9:56.503	5	2:12.748	39.380	46.552	46.816	172.8	14:03.106
5	2:08.411	39.039	44.384	44.988	180.6	12:04.914	6	2:02.250	37.801	41.886	42.563	226.0	16:05.356
6	2:06.147	38.167	43.098	44.882	211.5	14:11.061	7	2:10.155 B	37.592	42.133	50.430	248.8	18:15.511
7	2:06.399	38.582	43.027	44.790	211.9	16:17.460	8	:10:48.011	...	44.075	41.280	189.4	1:29:03.522
8	2:04.470	37.683	42.720	44.067	220.1	18:21.930	9	1:58.157	36.370	41.098	40.689	241.1	1:31:01.679
9	2:04.139	37.189	44.077	42.873	230.3	20:26.069	10	1:58.852	36.155	40.719	41.978	253.4	1:33:00.531
10	2:01.925	37.069	41.956	42.900	231.3	22:27.994	11	2:15.267	41.687	44.179	49.401	249.9	1:35:15.798
11	2:17.246 B	37.100	41.999	58.147	211.9	24:45.240	12	1:56.892	36.272	40.239	40.381	230.3	1:37:12.690
12	5:27.343	4:02.051	42.688	42.604	160.4	30:12.583	13	2:04.728 B	36.350	40.656	47.722	238.4	1:39:17.418
13	2:05.550	37.691	44.223	43.636	202.1	32:18.133	14	4:30.436	3:09.576	40.592	40.268	206.7	1:43:47.854
14	2:02.882	37.611	42.226	43.045	202.8	34:21.015	15	2:05.116 B	36.802	40.244	48.070	235.3	1:45:52.970
15	2:01.841	37.479	41.854	42.508	216.1	36:22.856	16	3:41.105	2:19.106	41.087	40.912	192.4	1:49:34.075
16	2:03.782	37.614	42.571	43.597	227.0	38:26.638	17	1:57.748	36.307	40.694	40.747	243.2	1:51:31.823
17	2:00.045	36.438	41.033	42.574	234.8	40:26.683							
18	2:00.155	36.611	41.293	42.251	223.2	42:26.838							
19	2:14.491 B	36.564	41.249	56.678	231.8	44:41.329							
20	30:31.640	...	56.549	46.519	147.3	1:15:12.969							
21	2:07.336	39.966	42.627	44.743	178.5	1:17:20.305							
22	2:00.282	37.165	41.065	42.052	218.3	1:19:20.587							
23	2:00.983	36.232	42.727	42.024	243.8	1:21:21.570							
24	1:58.598	36.103	41.192	41.303	254.6	1:23:20.168							
25	2:13.323 B	37.403	41.198	54.722	189.1	1:25:33.491							
26	4:23.252	2:59.230	41.634	42.388	189.1	1:29:56.743							
27	1:59.015	36.422	40.879	41.714	225.6	1:31:55.758							
28	1:57.408	35.571	40.365	41.472	248.8	1:33:53.166							
29	1:57.259	35.627	40.551	41.081	249.4	1:35:50.425							
30	2:11.705 B	35.845	40.648	55.212	255.2	1:38:02.130							
31	4:10.502	2:47.017	42.434	41.051	192.8	1:42:12.632							
32	1:56.138	35.238	40.035	40.865	254.6	1:44:08.770							
33	2:00.744	36.102	41.353	43.289	228.9	1:46:09.514							
34	1:56.605	35.406	40.234	40.965	250.5	1:48:06.119							
35	1:55.810	35.193	39.924	40.693	257.0	1:50:01.929							

51 AF CORSE 51		FERRARI 296 CHALLENGE											
Lap	Time	Sector 1	Sector 2	Sector 3	T.Sp	Elapsed	Lap	Time	Sector 1	Sector 2	Sector 3	T.Sp	Elapsed
1	50:56.699	...	44.563	44.667	149.5	50:56.699	1	4:02.304	1:54.818	1:02.568	1:04.918	139.9	4:02.304
2	1:57.468	36.096	40.414	40.958	237.9	52:54.167							
3	1:58.199	36.590	40.551	41.058	251.7	54:52.366							
4	1:57.132	35.909	40.666	40.557	243.2	56:49.498							
5	1:57.540	36.402	40.849	40.289	237.9	58:47.038							
6	1:56.410	35.626	40.435	40.349	262.0	1:00:43.448							
7	2:03.713 B	35.721	40.678	47.314	244.3	1:02:47.161							
8	6:20.093	4:47.225	45.403	47.465	153.3	1:09:07.254							
9	2:09.468	39.610	45.059	44.799	207.9	1:11:16.722							
10	2:02.839	36.911	42.602	43.326	246.0	1:13:19.561							
11	2:05.947	39.222	43.241	43.484	235.8	1:15:25.508							
12	1:59.993	36.175	41.574	42.244	255.8	1:17:25.501							
13	2:02.428	37.848	41.196	43.384	237.4	1:19:27.929							
14	1:58.987	36.319	40.493	42.175	227.9	1:21:26.916							
15	2:13.675 B	36.352	40.714	56.609	257.0	1:23:40.591							

68 SMC 68		MCLAREN ARTURA TROPHY EVO											
Lap	Time	Sector 1	Sector 2	Sector 3	T.Sp	Elapsed	Lap	Time	Sector 1	Sector 2	Sector 3	T.Sp	Elapsed
1	4:02.304	1:54.818	1:02.568	1:04.918	139.9	4:02.304							

69 SMC 69		MCLAREN ARTURA TROPHY EVO											
Lap	Time	Sector 1	Sector 2	Sector 3	T.Sp	Elapsed	Lap	Time	Sector 1	Sector 2	Sector 3	T.Sp	Elapsed
1	13:15.464 B	...	45.399	55.276	146.1	13:15.464	1	13:15.464 B	...	45.399	55.276	146.1	13:15.464
2	11:48.580	...	42.237	42.868	205.1	25:04.044	2	11:48.580	...	42.237	42.868	205.1	25:04.044
3	2:00.324	36.782	41.490	42.052	234.8	27:04.368	3	2:00.324	36.782	41.490	42.052	234.8	27:04.368
4	1:59.991	36.404	41.723	41.864	262.0	29:04.359	4	1:59.991	36.404	41.723	41.864	262.0	29:04.359
5	1:59.357	36.299	40.936	42.122	260.1	31:03.716	5	1:59.357	36.299	40.936	42.122	260.1	31:03.716
6	1:58.759	36.161	40.901	41.697	262.6	33:02.475	6	1:58.759	36.161	40.901	41.697	262.6	33:02.475
7	2:09.614 B	36.745	40.915	51.954	267.8	35:12.089	7	2:09.614 B	36.745	40.915	51.954	267.8	35:12.089
8	15:16.368	...	51.269	52.198	132.9	50:28.457	8	15:16.368	...	51.269	52.198	132.9	50:28.457
9	2:20.492	42.686	48.142	49.664	187.4	52:48.949	9	2:20.492	42.686	48.142	49.664	187.4	52:48.949
10	2:19.994	42.440	48.369	49.185	199.5	55:08.943	10	2:19.994	42.440	48.369	49.185	199.5	55:08.943
11	2:18.398	40.782	47.318	50.298	202.1	57:27.341	11	2:18.398	40.782	47.318	50.298	202.1	57:27.341
12	2:13.863	40.709	45.870	47.284	198.0	59:41.204	12	2:13.863	40.709	45.870	47.284	198.0	59:41.204
13	2:13.231	39.767	45.763	47.701	223.7	1:01:54.435	13	2:13.231	39.767	45.763	47.701	223.7	1:01:54.435
14	2:15.343	40.236	46.623	48.484	220.1	1:04:09.778	14	2:15.343	40.236	46.623	48.484	220.1	1:04:09.778
15	2:15.393	40.538	45.752	49.103	217.0	1:06:25.171	15	2:15.393	40.538	45.752	49.103	217.0	1:06:25.171
16	2:11.779	39.185	45.379	47.215	232.3	1:08:36.950	16	2:11.779	39.185	45.379	47.215	232.3	1:08:36.950
17	2:11.173	39.171	44.841	47.161	229.9	1:10:48.123	17	2:11.173	39.171	44.841	47.161	229.9	1:10:48.123
18	2:10.521	38.779	45.138	46.604	228.9	1:12:58.644	18	2:10.521	38.779	45.138	46.604	228.9	1:12:58.644
19	2:11.192	39.416	44.867	46.909	216.1	1:15:09.836	19	2:11.192	39.416	44.867	46.909	216.1	1:15:09.836
20	2:24.938 B	39.251	46.075	59.612	220.5	1:17:34.774	20	2:24.938 B	39.251	46.075	59.612	220.5	1:17:34.774
21	27:04.136	...	46.092	45.863	155.8	1:44:38.910	21	27:04.136	...	46.092	45.863	155.8	1:44:38.910
22	2:06.382	37.594	43.384	45.404	249.9	1:46:45.292	22	2:06.382	37.594	43.384	45.404	249.9	1:46:45.292
23	2:05.840	37.277	43.535	45.028	244.3	1:48:51.132	23	2:05.840	37.277	43.535	45.028	244.3	1:48:51.132
24	2:07.727	38.413	43.333	45.981	217.9	1:50:58.859	24	2:07.727	38.413	43.333	45.981	217.9	1:50:58.859

74 ROSSOCORSA 74		FERRARI 296 GT3											
Lap	Time	Sector 1	Sector 2	Sector 3	T.Sp	Elapsed	Lap	Time	Sector 1	Sector 2	Sector 3	T.Sp	Elapsed
1	30:49.149 B	...	42.668	48.986	168.0	30:49.149	1	30:49.149 B	...	42.668	48.986	168.0	30:49.149
2	7:15.270	5:53.453	40.879	40.938	157.8	38:04.419	2	7:15.270	5:53.453	40.879	40.938	157.8	38:04.419
3	1:58.830	36.497	41.369	40.964	261.3	40:03.249	3	1:58.830	36.497	41.369	40.964	261.3	40:03.249
4	1:57.141	36.319	40.012	40.810	254.6	42:00.390	4	1:57.141	36.319	40.012	40.810	254.6	42:00.390
5	2:09.303 B	36.034	45.326	47.943	262.6	44:09.693	5	2:09.303 B	36.034	45.326	47.943	262.6	44:09.693
6	11:00.497	9:31.326	44.355	44.816	154.2	55:10.190	6</						



Curbstone Track Events

Monza, 14-15.03.2025

Morning Session 3

Sector Analysis

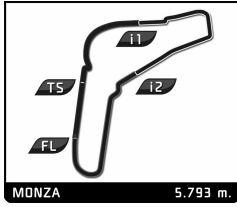
— Invalidated Lap

■ Personal Best

■ Session Best

B Crossing the pit lane

Lap	Time	Sector 1	Sector 2	Sector 3	T.Sp	Elapsed	Lap	Time	Sector 1	Sector 2	Sector 3	T.Sp	Elapsed
12	2:01.366	36.265	41.365	43.736	268.4	1:07:35.067							
13	2:02.594	38.223	41.898	42.473	262.0	1:09:37.661							
14	2:00.074	36.245	41.455	42.374	269.8	1:11:37.735							
15	1:59.384	36.368	40.653	42.363	253.4	1:13:37.119							
16	2:17.965B	40.468	44.865	52.632	248.8	1:15:55.084							
17	23:18.285	...	40.020	40.293	190.7	1:39:13.369							
18	1:55.791	35.903	40.057	39.831	263.2	1:41:09.160							
19	1:55.750	35.842	40.050	39.858	269.1	1:43:04.910							
20	1:55.668	35.854	39.557	40.257	262.0	1:45:00.578							
21	1:55.188	35.752	39.588	39.848	267.1	1:46:55.766							
22	1:55.576	35.855	39.885	39.836	269.1	1:48:51.342							
23	2:02.305B	35.869	39.763	46.673	271.1	1:50:53.647							
88	HERTER RACING 88												
	HERTER RACING	FERRARI 296 CHALLENGE											
1	54:22.366	...	44.769	46.099	149.5	54:22.366							
2	2:13.692	44.188	44.207	45.297	197.7	56:36.058							
3	2:12.905	40.772	44.297	47.836	223.2	58:48.963							
4	2:03.026	39.833	41.465	41.728	244.9	1:00:51.989							
5	2:08.959B	35.218	40.965	52.776	241.6	1:03:00.948							
6	12:39.087	...	54.199	50.683	135.2	1:15:40.035							
7	2:09.043	42.018	42.666	44.359	200.6	1:17:49.078							
8	1:59.902	36.695	41.091	42.116	236.9	1:19:48.980							
9	1:58.983	36.783	40.284	41.916	248.2	1:21:47.963							
10	1:58.195	35.898	40.690	41.607	251.7	1:23:46.158							
11	1:57.849	35.894	40.329	41.626	257.6	1:25:44.007							
12	1:57.625	35.992	40.099	41.534	240.5	1:27:41.632							
13	2:07.143B	36.087	40.722	50.334	238.9	1:29:48.775							
14	4:48.835	3:25.875	40.759	42.201	178.5	1:34:37.610							
15	1:56.961	35.673	39.856	41.432	246.0	1:36:34.571							
16	1:56.813	35.425	39.769	41.619	243.2	1:38:31.384							
17	1:56.484	35.385	39.869	41.230	243.2	1:40:27.868							
18	1:56.071	35.507	39.396	41.168	238.4	1:42:23.939							
19	1:56.707	35.299	40.167	41.241	244.3	1:44:20.646							
20	1:55.601	35.181	39.738	40.682	251.7	1:46:16.247							
21	2:09.507B	36.288	40.770	52.449	205.9	1:48:25.754							
89	ROSSOCORSA 89												
	ROSSOCORSA RACING	FERRARI 296 CHALLENGE											
1	15:21.015B	...	57.502	1:08.828	105.0	15:21.015							
2	4:31.750	2:47.370	51.711	52.669	138.5	19:52.765							
3	2:18.628	41.890	47.369	49.369	223.2	22:11.393							
4	2:11.940	39.788	44.893	47.259	209.1	24:23.333							
5	2:11.216	40.216	44.860	46.140	224.2	26:34.549							
6	2:08.416	39.080	44.305	45.031	213.2	28:42.965							
7	2:07.454	38.494	43.607	45.353	231.3	30:50.419							
8	2:06.628	37.784	42.753	46.091	231.3	32:57.047							
9	2:39.149B	51.961	45.832	1:01.356	260.7	35:36.196							
10	30:34.847	...	51.180	49.534	130.0	1:06:11.043							
11	2:08.425	39.701	43.617	45.107	244.9	1:08:19.468							
12	2:03.134	37.426	41.875	43.833	249.4	1:10:22.602							
13	2:02.378	37.272	41.764	43.342	223.7	1:12:24.980							
14	2:01.859	36.838	41.697	43.324	237.4	1:14:26.839							
15	2:01.524	36.744	41.741	43.039	246.0	1:16:28.363							
16	2:02.311	37.307	41.712	43.292	228.9	1:18:30.674							
17	2:17.655B	37.230	42.427	57.998	227.4	1:20:48.329							
91	MAXSPORT 91												
	MAXSPORT	FERRARI 296 CHALLENGE											
1	8:37.924	7:05.032	45.291	47.601	149.8	8:37.924							
2	2:15.809B	39.085	42.495	54.229	180.0	10:53.733							
3	3:32.788	2:07.943	42.414	42.431	103.9	14:26.521							
4	1:59.294	36.662	41.140	41.492	232.8	16:25.815							
5	1:58.408	36.523	40.802	41.083	260.1	18:24.223							
6	1:58.066	36.281	40.675	41.110	229.4	20:22.289							
7	2:00.172	38.453	40.991	40.728	274.5	22:22.461							
8	2:06.156B	36.227	40.396	49.533	243.2	24:28.617							
9	14:01.371	...	45.052	47.960	171.2	38:29.988							
10	2:15.540	40.649	46.679	48.212	197.0	40:45.528							
11	2:11.788	39.800	45.064	46.924	222.3	42:57.316							
12	2:15.300	42.302	44.327	48.671	164.5	45:12.616							
13	2:10.802	39.338	43.911	47.553	224.6	47:23.418							
14	2:09.021	37.940	43.037	48.044	238.4	49:32.439							
15	2:17.119B	38.013	42.985	56.121	247.7	51:49.558							
16	4:39.415	3:09.779	43.779	45.857	190.7	56:28.973							
17	2:06.864	38.251	43.428	45.185	231.8	58:35.837							
18	2:06.795	37.877	43.117	45.801	247.7	1:00:42.632							
19	2:25.719B	38.984	44.156	1:02.579	232.3	1:03:08.351							
20	36:58.969	...	47.582	49.466	153.6	1:40:07.320							
21	2:12.094	40.517	45.362	46.215	206.7	1:42:19.414							
22	2:08.724	39.075	45.083	44.566	225.1	1:44:28.138							
23	2:06.287	37.913	42.889	45.485	233.8	1:46:34.425							
24	2:04.244	37.886	42.159	44.199	253.4	1:48:38.669							
25	2:08.328	38.948	44.129	45.251	220.1	1:50:46.997							
96	RUTRONIK 96												
	HCB Management GmbH / RUTRONIK	PORSCHE 992 GT3 R											
1	6:47.809	5:24.810	41.049	41.950	167.8	6:47.809							
2	1:57.520	36.814	40.428	40.278	262.0	8:45.329							
3	1:57.641	36.524	40.348	40.769	266.5	10:42.970							
4	1:56.461	36.226	40.209	40.026	265.2	12:39.431							
5	1:57.325	37.400	40.067	39.858	265.2	14:36.756							
6	1:56.223	36.418	39.906	39.899	265.2	16:32.979							
7	2:04.081B	36.777	39.681	47.623	267.8	18:37.060							
8	10:54.963	9:28.726	39.884	46.353	117.3	29:32.023							
9	1:55.765	36.215	39.707	39.843	266.5	31:27.788							
10	1:54.928	36.083	39.533	39.312	267.8	33:22.716							
11	2:03.291B	36.070	39.508	47.713	267.1	35:26.007							
12	3:49.087	2:29.805	39.742	39.540	207.1	39:15.094							
13	1:55.303	35.743	39.275	40.285	267.1	41:10.397							
14	1:54.416	35.722	39.481	39.213	268.4	43:04.813							
15	2:40.881	45.489	1:00.693	54.699	146.9	45:45.694							
16	1:58.475	36.277	40.324	41.874	266.5	47:44.169							
17	1:54.638	35.827	39.550	39.261	268.4	49:38.807							
18	5:47.613B	36.147	269.1	55:26.420							
19	13:47.930B	...	39.970	46.934	204.7	1:09:14.350							
20	3:00.444	1:40.202	40.084	40.158	208.3	1:12:14.794							
21	1:59.757	36.295	39.474	43.988	267.1	1:14:14.551							
22	1:55.882	36.319	39.982	39.581	268.4	1:16:10.433							
23	2:03.186B	36.255	39.908	47.023	268.4	1:18:13.619							
24	3:03.538	1:44.331	39.888	39.319	209.5	1:21:17.157							
25	1:55.443	36.965	39.167	39.311	269.1	1:23:12.600							
26	1:57.256	36.221	40.386	40.649	266.5	1:25:09.856							



Curbstone Track Events

Monza, 14-15.03.2025

Morning Session 3

Sector Analysis

— Invalidated Lap ■ Personal Best ■ Session Best ■ Crossing the pit lane

Lap	Time	Sector 1	Sector 2	Sector 3	T.Spd	Elapsed	Lap	Time	Sector 1	Sector 2	Sector 3	T.Spd	Elapsed
27	1:54.390	36.013	39.261	39.116	268.4	1:27:04.246	11	2:07.742	37.916	44.458	45.368	217.0	1:12:58.821
28	2:02.399B	35.855	39.573	46.971	267.8	1:29:06.645	12	2:02.403	37.174	42.199	43.030	221.9	1:15:01.224
29	2:49.302B	1:23.966	39.082	46.254	207.5	1:31:55.947	13	2:04.084	37.525	43.400	43.159	226.0	1:17:05.308
30	2:56.387B	1:30.234	39.325	46.828	209.9	1:34:52.334	14	2:01.778	37.322	41.803	42.653	233.3	1:19:07.086
31	2:48.992B	1:23.930	39.051	46.011	206.3	1:37:41.326	15	2:03.803	39.858	41.766	42.179	187.8	1:21:10.889
32	2:41.833	1:22.588	39.730	39.515	209.1	1:40:23.159	16	1:59.745	36.616	41.150	41.979	226.5	1:23:10.634
33	1:55.003	35.947	38.974	40.082	268.4	1:42:18.162	17	2:13.969B	36.716	42.873	54.380	226.0	1:25:24.603
34	1:54.778	36.414	39.290	39.074	269.1	1:44:12.940	18	9:46.656	8:21.834	42.131	42.691	160.4	1:35:11.259
35	2:01.743B	35.758	39.578	46.407	269.8	1:46:14.683	19	1:59.592	36.608	41.073	41.911	216.6	1:37:10.851
36	2:51.732B	1:25.892	39.406	46.434	175.6	1:49:06.415	20	1:58.287	35.929	40.773	41.585	237.9	1:39:09.138

97 RUTRONIK 97						
HCB Management GmbH / RUTRONIK PORSCHE 992 GT3 R						
1	4:25.615	3:02.062	41.665	41.888	196.2	4:25.615
2	1:58.729	36.792	40.777	41.160	258.9	6:24.344
3	1:58.360	37.047	40.503	40.810	262.6	8:22.704
4	1:57.387	36.640	40.276	40.471	263.9	10:20.091
5	2:42.775B	36.479	44.423	1:21.873	265.8	13:02.866

103 AF CORSE 103						
AF CORSE UK FERRARI 296 CHALLENGE						
1	13:58.514	...	46.256	46.805	141.7	13:58.514
2	2:13.870	38.833	43.197	51.840	204.4	16:12.384
3	2:03.002	37.602	41.722	43.678	214.0	18:15.386
4	2:00.370	36.677	41.261	42.432	217.4	20:15.756
5	2:09.793B	36.544	41.142	52.107	228.4	22:25.549
6	7:21.809	5:46.237	46.851	48.721	122.7	29:47.358
7	2:12.576	41.615	44.891	46.070	206.7	31:59.934
8	2:10.628	38.579	42.840	49.209	221.4	34:10.562
9	2:10.434	40.216	43.977	46.241	230.8	36:20.996
10	2:10.719	39.297	45.118	46.304	226.5	38:31.715
11	2:08.723	39.975	43.886	44.862	178.8	40:40.438
12	2:03.867	37.570	41.704	44.593	227.9	42:44.305
13	2:03.489	37.292	41.833	44.364	228.9	44:47.794
14	2:02.888	37.222	41.493	44.173	232.8	46:50.682
15	2:17.938B	37.422	41.968	58.548	223.7	49:08.620
16	36:21.805	...	43.980	43.476	88.5	1:25:30.425
17	2:01.358	37.427	41.229	42.702	233.8	1:27:31.783
18	1:59.337	36.742	40.418	42.177	234.8	1:29:31.120
19	1:58.442	35.981	40.442	42.019	237.9	1:31:29.562
20	1:59.138	36.311	40.618	42.209	234.8	1:33:28.700
21	1:59.127	36.398	40.595	42.134	238.4	1:35:27.827
22	2:00.037	36.721	40.961	42.355	236.3	1:37:27.864
23	2:11.051B	36.127	41.094	53.830	247.7	1:39:38.915

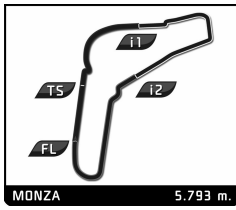
104 EMIL FREY 104						
EMIL FREY FERRARI 296 CHALLENGE						
1	23:35.395	...	58.557	56.489	106.4	23:35.395
2	2:21.911	45.899	47.774	48.238	140.8	25:57.306
3	2:17.169	41.533	45.811	49.825	194.5	28:14.475
4	2:29.634B	44.746	45.894	58.994	175.1	30:44.109
5	29:26.178	...	52.967	49.972	133.7	1:00:10.287
6	2:12.564	42.527	44.738	45.299	197.0	1:02:22.851
7	2:09.087	38.738	44.531	45.818	231.3	1:04:31.938
8	2:08.174	38.791	44.249	45.134	234.3	1:06:40.112
9	2:06.879	38.172	43.555	45.152	217.4	1:08:46.991
10	2:04.088	37.412	42.837	43.839	240.0	1:10:51.079

Lap	Time	Sector 1	Sector 2	Sector 3	T.Spd	Elapsed	Lap	Time	Sector 1	Sector 2	Sector 3	T.Spd	Elapsed
21	1:58.610	36.171	40.808	41.631	248.2	1:41:07.748	22	1:59.967	36.046	42.010	41.911	229.4	1:43:07.715
22	1:57.824	35.669	40.424	41.731	246.0	1:45:05.539	23	1:57.984	35.607	40.717	41.660	244.9	1:47:03.523
24	1:59.145	35.933	41.718	41.494	235.3	1:49:02.668	25	2:07.615B	35.920	40.941	50.754	231.8	1:51:10.283

106 MAXSPORT 106						
MAXSPORT FERRARI 458 CHALLENGE						
1	9:45.975	7:50.455	1:00.241	55.279	116.7	9:45.975
2	2:40.445B	45.651	51.817	1:02.977	183.3	12:26.420
3	5:21.755	3:41.369	48.979	51.407	189.4	17:48.175
4	2:33.984B	43.918	48.723	1:01.343	202.5	20:22.159
5	9:17.612	7:17.033	1:01.775	58.804	145.5	29:39.771
6	2:45.356	51.691	54.566	59.099	180.0	32:25.127
7	2:39.929	49.508	54.007	56.414	190.4	35:05.056
8	2:40.496	51.477	52.432	56.587	201.7	37:45.552
9	2:36.070	47.569	54.268	54.233	194.5	40:21.622
10	2:32.978	47.002	52.439	53.537	189.1	42:54.600
11	2:31.800	49.602	50.216	51.982	186.8	45:26.400
12	2:35.099	50.515	51.664	52.920	146.5	48:01.499
13	2:29.899	44.813	52.121	52.965	208.7	50:31.398
14	2:24.756	44.559	48.462	51.735	162.0	52:56.154
15	2:22.042	42.578	49.024	50.440	206.3	55:18.196
16	2:27.345	44.362	50.348	52.635	220.1	57:45.541
17	2:24.015	44.040	49.050	50.925	174.5	1:00:09.556
18	2:23.924	44.548	49.001	50.375	198.4	1:02:33.480
19	2:23.753	42.394	48.614	52.745	220.5	1:04:57.233
20	2:28.878	49.520	47.979	51.379	187.8	1:07:26.111
21	2:38.973	47.679	49.152	1:02.142	206.7	1:10:05.084
22	2:27.891	45.231	53.181	49.479	183.0	1:12:32.975
23	2:22.272	42.409	49.194	50.669	197.0	1:14:55.247
24	2:26.502	42.619	49.628	54.255	192.8	1:17:21.749
25	2:27.488	47.173	49.977	50.338	207.1	1:19:49.237
26	2:24.813	45.211	48.944	50.658	192.8	1:22:14.050
27	2:21.542	43.189	48.108	50.245	204.4	1:24:35.592
28	2:41.959B	43.741	47.214	1:11.004	197.3	1:27:17.551

111 AF CORSE 111						
AF CORSE UK FERRARI 296 CHALLENGE						
1	16:52.181	...	46.094	44.711	126.4	16:52.181
2	1:59.424	36.852	41.104	41.468	207.9	18:51.605
3	1:57.256	36.047	40.638	40.571	243.8	20:48.861
4	2:07.571B	36.550	40.874	50.147	243.8	22:56.432
5	5:44.380	4:15.825	44.617	43.938	137.3	28:40.812
6	2:07.013	38.260	43.737	45.016	200.2	30:47.825
7	2:04.398	37.774	43.110	43.514	203.6	32:52.223





Curbstone Track Events

Monza, 14-15.03.2025

Morning Session 3

Sector Analysis

— Invalidated Lap ■ Personal Best ■ Session Best ■ Crossing the pit lane


Lap	Time	Sector 1	Sector 2	Sector 3	T.Sp	Elapsed	Lap	Time	Sector 1	Sector 2	Sector 3	T.Sp	Elapsed
8	2:05.260	37.323	42.411	45.526	219.2	34:57.483	33	1:55.570	36.394	39.554	39.622	262.6	1:34:14.226
9	2:01.756	36.977	41.944	42.835	223.2	36:59.239	34	1:55.339	36.334	39.534	39.471	260.1	1:36:09.565
10	2:01.558	36.624	41.924	43.010	227.4	39:00.797	35	1:54.550	35.943	39.498	39.109	259.5	1:38:04.115
11	2:00.742	36.012	41.978	42.752	243.8	41:01.539	36	2:04.077 B	36.130	39.706	48.241	265.2	1:40:08.192
12	2:00.410	36.654	41.303	42.453	222.8	43:01.949	37	3:45.955	2:26.879	39.914	39.162	213.6	1:43:54.147
13	2:17.605 B	40.191	42.614	54.800	202.5	45:19.554	38	1:54.522	35.855	39.487	39.180	260.7	1:45:48.669
14	15:36.232	...	42.358	41.725	101.1	1:00:55.786	39	1:54.398	35.752	39.547	39.099	262.0	1:47:43.067
15	1:59.906	35.923	40.919	43.064	237.9	1:02:55.692	40	1:54.640	35.910	39.680	39.050	258.2	1:49:37.707
16	1:58.767	35.998	41.229	41.540	234.8	1:04:54.459	41	1:54.236	35.493	39.320	39.423	263.9	1:51:31.943
17	1:58.493	36.184	41.195	41.114	237.9	1:06:52.952							
18	2:02.498	38.807	41.152	42.539	219.2	1:08:55.450							
19	1:58.588	36.337	40.834	41.417	225.1	1:10:54.038							
20	2:01.823	36.200	42.336	43.287	220.1	1:12:55.861							
21	1:58.248	36.058	41.089	41.101	231.3	1:14:54.109							
22	1:57.979	35.865	41.011	41.103	242.1	1:16:52.088							
23	1:57.684	35.660	41.074	40.950	240.5	1:18:49.772							
24	2:14.615 B	37.281	41.718	55.616	211.1	1:21:04.387							
25	11:55.465	...	40.347	41.107	186.8	1:32:59.852							
26	1:55.039	36.131	39.444	39.464	264.5	1:34:54.891							
27	1:53.729	35.356	39.183	39.190	264.5	1:36:48.620							
28	1:53.143	34.986	39.209	38.948	266.5	1:38:41.763							
29	1:53.098	34.770	39.090	39.238	265.8	1:40:34.861							
30	2:13.750 B	36.797	42.423	54.530	219.6	1:42:48.611							

112 CSA RACING 112						
CONCEPT SPORT AUTOMOBILES				MCLAREN 720S GT3 EVO		
Lap	Time	Sector 1	Sector 2	Sector 3	T.Sp	Elapsed
1	3:58.412	2:26.759	43.871	47.782	154.4	3:58.412
2	2:14.158	41.870	44.454	47.834	192.4	6:12.570
3	2:18.985	43.458	47.904	47.623	190.4	8:31.555
4	2:16.005	42.460	44.106	49.439	202.5	10:47.560
5	2:09.338	39.554	41.528	48.256	229.9	12:56.898
6	2:00.783	37.233	41.112	42.438	230.8	14:57.681
7	2:12.947 B	36.897	40.578	55.472	242.7	17:10.628
8	6:08.570	4:41.535	42.296	44.739	207.5	23:19.198
9	1:57.721	37.026	40.445	40.250	247.7	25:16.919
10	2:00.029	36.511	41.646	41.872	258.9	27:16.948
11	1:57.356	36.364	40.650	40.342	254.6	29:14.304
12	1:56.212	36.354	39.962	39.896	262.0	31:10.516
13	1:56.005	36.107	40.053	39.845	264.5	33:06.521
14	1:55.729	36.003	39.982	39.744	261.3	35:02.250
15	2:05.281 B	36.200	39.703	49.378	260.1	37:07.531
16	6:23.902	4:59.609	41.284	43.009	176.5	43:31.433
17	1:57.887	36.530	40.443	40.914	240.5	45:29.320
18	1:59.876	38.035	41.053	40.788	189.7	47:29.196
19	1:59.061	36.870	39.783	42.408	252.3	49:28.257
20	1:57.608	37.513	39.780	40.315	251.1	51:25.865
21	1:55.949	36.151	39.876	39.922	247.7	53:21.814
22	1:55.478	36.080	39.561	39.837	251.7	55:17.292
23	2:06.477 B	35.827	41.598	49.052	257.0	57:23.769
24	12:51.319	...	43.343	40.342	202.1	1:10:15.088
25	1:56.626	36.218	40.372	40.036	244.3	1:12:11.714
26	1:55.313	36.056	39.695	39.562	246.5	1:14:07.027
27	1:54.477	35.838	39.522	39.117	254.0	1:16:01.504
28	2:08.710	35.857	39.910	52.943	257.0	1:18:10.214
29	1:54.765	35.828	39.493	39.444	263.2	1:20:04.979
30	2:03.174 B	36.186	40.205	46.783	256.4	1:22:08.153
31	8:14.552	6:54.482	40.119	39.951	207.1	1:30:22.705
32	1:55.951	36.199	39.888	39.864	265.2	1:32:18.656

169 AF CORSE 169						
AF CORSE UK				FERRARI 296 CHALLENGE		
Lap	Time	Sector 1	Sector 2	Sector 3	T.Sp	Elapsed
1	42:03.970	...	48.775	46.481	135.6	42:03.970
2	1:57.533	35.887	40.406	41.240	250.5	44:01.503
3	1:56.757	35.602	40.539	40.616	262.6	45:58.260
4	1:56.317	35.401	40.062	40.854	257.6	47:54.577
5	2:05.908 B	35.861	40.356	49.691	253.4	50:00.485
6	6:05.523	4:39.997	42.598	42.928	157.3	56:06.008
7	1:59.629	36.164	41.674	41.791	230.3	58:05.637
8	1:59.690	35.764	41.098	42.828	245.4	1:00:05.327
9	1:57.703	35.881	40.514	41.308	241.6	1:02:03.030
10	1:59.668	35.373	42.881	41.414	257.0	1:04:02.698
11	1:57.256	35.771	40.291	41.194	249.9	1:05:59.954
12	1:56.562	35.542	40.321	40.699	255.2	1:07:56.516
13	1:56.212	35.445	40.149	40.618	257.0	1:09:52.728
14	1:55.635	35.206	39.927	40.502	263.9	1:11:48.363
15	1:56.300	35.281	40.121	40.898	265.2	1:13:44.663
16	1:58.387	35.162	41.494	41.731	264.5	1:15:43.050
17	1:56.710	35.615	40.366	40.729	241.1	1:17:39.760
18	1:55.827	35.205	40.282	40.340	269.1	1:19:35.587
19	2:12.266 B	35.354	43.374	53.538	265.8	1:21:47.853

175 AF CORSE 175						
AF CORSE UK				FERRARI 296 CHALLENGE		
Lap	Time	Sector 1	Sector 2	Sector 3	T.Sp	Elapsed
1	23:05.515	...	45.496	45.434	117.2	23:05.515
2	2:07.691	38.501	43.816	45.374	232.3	25:13.206
3	2:07.323	39.181	44.129	44.013	238.9	27:20.529
4	2:04.321	37.558	42.280	44.483	238.4	29:24.850
5	2:04.267	37.768	42.193	44.306	234.3	31:29.117
6	2:01.924	37.103	41.790	43.031	244.9	33:31.041
7	2:01.203	36.773	41.440	42.990	240.0	35:32.244
8	2:07.712	37.653	45.367	44.692	245.4	37:39.956
9	2:09.267	40.705	43.794	44.768	249.4	39:49.223
10	2:03.321	37.846	41.571	43.904	228.4	41:52.544
11	2:00.847	36.711	41.457	42.679	233.3	43:53.391
12	1:59.816	36.400	40.920	42.496	251.7	45:53.207
13	2:26.847 B	36.854	49.181	1:00.812	241.6	48:20.054
14	15:49.612	...	43.888	42.109	193.5	1:04:09.666
15	2:31.449 B	36.778	48.793	1:05.878	249.4	1:06:41.115
16	6:34.049 B	5:01.036	41.548	51.465	190.7	1:13:15.164
17	22:07.266	...	42.622	41.434	171.8	1:35:22.430
18	1:57.694	35.643	39.728	42.323	257.6	1:37:20.124
19	1:55.731	35.657	39.678	40.396	254.0	1:39:15.855
20	1:54.810	35.213	39.628	39.969	261.3	1:41:10.665
21	2:08.894 B	36.851	41.098	50.945	209.9	1:43:19.559
22	4:12.331	2:48.225	41.138	42.968	167.5	1:47:31.890
23	1:59.164	36.231	41.019	41.914	237.4	1:49:31.054





Curbstone Track Events

Monza, 14-15.03.2025

Morning Session 3

Sector Analysis

— Invalidated Lap ■ Personal Best ■ Session Best B Crossing the pit lane

Lap	Time	Sector 1	Sector 2	Sector 3	T.Sp	Elapsed	Lap	Time	Sector 1	Sector 2	Sector 3	T.Sp	Elapsed
24	1:57.498	35.786	40.326	41.386	255.2	1:51:28.552							

911		PURE RXCING 911					
		PURE RXCING			PORSCHE GT3 R		
1	32:14.958	...	41.744	41.413	196.2	32:14.958	
2	1:58.181	36.776	40.826	40.579	260.1	34:13.139	
3	1:56.778	36.454	39.990	40.334	266.5	36:09.917	
4	1:56.121	36.173	39.887	40.061	263.9	38:06.038	
5	2:06.230B	36.085	40.671	49.474	265.2	40:12.268	
6	6:17.274	4:53.886	41.713	41.675	195.9	46:29.542	
7	1:55.962	36.139	39.915	39.908	263.2	48:25.504	
8	1:58.780	36.122	39.739	42.919	263.2	50:24.284	
9	1:55.256	36.043	39.600	39.613	263.2	52:19.540	
10	1:55.003	36.049	39.557	39.397	263.9	54:14.543	
11	2:03.919B	36.295	39.504	48.120	264.5	56:18.462	
12	15:51.601	...	39.861	39.727	205.9	1:12:10.063	
13	1:55.686	36.104	39.746	39.836	264.5	1:14:05.749	
14	1:54.768	36.030	39.431	39.307	263.9	1:16:00.517	
15	1:59.246	35.924	42.961	40.361	264.5	1:17:59.763	
16	1:54.631	35.904	39.327	39.400	265.2	1:19:54.394	
17	2:02.679B	35.864	39.519	47.296	265.2	1:21:57.073	

