

Curbstone Track Events

Monza, 14-15.03.2025

Morning Session 4

Sector Analysis

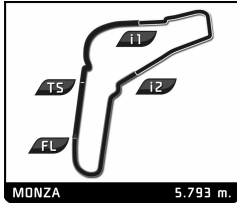

— Invalidated Lap

■ Personal Best

■ Session Best

B Crossing the pit lane

Lap	Time	Sector 1	Sector 2	Sector 3	T.Sp	Elapsed	Lap	Time	Sector 1	Sector 2	Sector 3	T.Sp	Elapsed	
2	EMIL FREY 2							5	2:05.524	38.079	42.177	45.268	221.4	17:44.594
	EMIL FREY							6	2:06.895	37.999	42.725	46.171	219.2	19:51.489
	FERRARI 296 CHALLENGE							7	2:12.666	38.121	43.605	50.940	230.8	22:04.155
1	22:36.128	...	48.757	49.495	169.1	22:36.128	8	2:09.644	39.317	42.951	47.376	194.8	24:13.799	
2	2:08.346	39.666	43.693	44.987	188.4	24:44.474	9	2:25.104 B	39.276	47.633	58.195	218.8	26:38.903	
3	2:04.684	37.296	42.639	44.749	227.0	26:49.158	10	12:38.771	...	44.788	44.157	165.2	39:17.674	
4	2:06.595	38.925	43.257	44.413	219.6	28:55.753	11	2:03.890	37.689	42.938	43.263	221.9	41:21.564	
5	2:04.906	37.519	42.886	44.501	222.8	31:00.659	12	2:03.253	36.316	42.613	44.324	235.8	43:24.817	
6	2:05.011	38.309	42.858	43.844	213.6	33:05.670	13	2:00.756	36.576	41.426	42.754	225.6	45:25.573	
7	2:14.273 B	38.751	42.923	52.599	201.3	35:19.943	14	2:01.755	36.847	41.691	43.217	244.9	47:27.328	
8	8:18.511	6:47.923	45.320	45.268	189.4	43:38.454	15	1:59.868	36.268	41.386	42.214	235.8	49:27.196	
9	2:05.197	38.151	42.895	44.151	202.5	45:43.651	16	2:12.569 B	36.445	41.204	54.920	236.3	51:39.765	
10	2:06.366	38.554	42.924	44.888	200.2	47:50.017								
11	2:04.145	38.459	42.373	43.313	197.0	49:54.162								
12	2:02.658	37.549	42.195	42.914	216.6	51:56.820								
13	3:07.469 B	37.335	53.309	1:36.825	212.8	55:04.289								
14	8:18.020	6:50.226	43.865	43.929	199.9	1:03:22.309								
15	2:06.324	39.604	42.907	43.813	199.1	1:05:28.633								
16	2:03.589	38.117	42.221	43.251	226.5	1:07:32.222								
17	2:02.693	37.524	42.150	43.019	211.1	1:09:34.915								
18	2:02.933	37.548	42.348	43.037	217.0	1:11:37.848								
19	2:06.908	40.322	42.452	44.134	226.5	1:13:44.756								
20	2:02.353	37.580	42.036	42.737	221.4	1:15:47.109								
21	2:01.337	37.019	41.786	42.532	228.9	1:17:48.446								
22	2:02.556	37.981	41.911	42.664	219.6	1:19:51.002								
23	2:00.866	36.990	41.579	42.297	217.4	1:21:51.868								
8	VILLORBA CORSE							68	SMC 68					
	SVC MOTORSPORT								SMC MOTORSPORT					
	LAMBORGHINI SUPER TROFEO EVO								MCLAREN ARTURA TROPHY EVO					
1	32:30.910	...	50.581	55.239	147.9	32:30.910	1	13:19.341	...	42.745	42.780	158.0	13:19.341	
2	2:22.238	46.458	48.041	47.739	175.1	34:53.148	2	2:00.072	36.670	41.684	41.718	249.9	15:19.413	
3	2:12.333	40.284	45.224	46.825	220.5	37:05.481	3	2:00.600	37.111	41.701	41.788	234.8	17:20.013	
4	2:10.067	39.528	45.107	45.432	222.3	39:15.548	4	2:00.787	36.812	41.730	42.245	253.4	19:20.800	
5	2:13.312	38.968	47.934	46.410	233.3	41:28.860	5	2:01.972	36.891	41.707	43.374	254.6	21:22.772	
6	2:20.363 B	40.010	45.368	54.985	224.6	43:49.223	6	2:03.550	38.387	42.060	43.103	205.5	23:26.322	
							7	2:05.032	39.520	42.175	43.337	243.2	25:31.354	
							8	2:03.321	37.784	42.150	43.387	231.3	27:34.675	
							9	2:12.657 B	37.452	42.483	52.722	238.9	29:47.332	
							10	11:16.457	9:51.084	42.360	43.013	194.8	41:03.789	
							11	2:04.199	37.706	42.824	43.669	212.3	43:07.988	
							12	2:03.544	38.443	42.181	42.920	197.0	45:11.532	
							13	2:02.230	37.243	42.117	42.870	230.8	47:13.762	
							14	2:01.869	37.212	41.820	42.837	238.4	49:15.631	
							15	9:05.318 B	36.974	41.913	7:46.431	236.9	58:20.949	
14	NEF MOTORSPORT 14							69	SMC 69					
	NEF MOTORSPORT AG								SMC MOTORSPORT					
	PORSCHE 992 GT3 CUP								MCLAREN ARTURA TROPHY EVO					
1	41:51.938	...	50.625	49.249	125.5	41:51.938	1	14:01.984	...	41.516	42.304	202.5	14:01.984	
2	2:16.329	43.378	45.578	47.373	178.8	44:08.267	2	1:59.587	36.017	41.359	42.211	260.1	16:01.571	
3	2:12.364	40.785	44.772	46.807	194.1	46:20.631	3	2:11.378	37.631	41.242	52.505	262.0	18:12.949	
4	2:17.976 B	40.435	44.024	53.517	173.1	48:38.607	4	2:02.213	36.719	41.901	43.593	248.8	20:15.162	
5	14:26.316	...	50.435	52.708	147.3	1:03:04.923	5	2:05.883	38.699	42.399	44.785	217.0	22:21.045	
6	2:28.674	47.676	48.888	52.110	124.7	1:05:33.597	6	2:10.057	41.291	44.045	44.721	255.2	24:31.102	
7	2:28.349	47.214	51.419	49.716	155.1	1:08:01.946	7	2:05.568	37.642	42.597	45.329	248.2	26:36.670	
8	2:23.303	45.304	48.131	49.868	142.3	1:10:25.249	8	2:24.503 B	41.168	46.284	57.051	212.8	29:01.173	
9	2:37.800 B	45.320	50.143	1:02.337	149.5	1:13:03.049	9	11:27.261	9:56.334	44.586	46.341	183.3	40:28.434	
10	4:27.189	2:45.064	50.666	51.459	145.0	1:17:30.238	10	2:06.124	38.802	42.820	44.502	228.4	42:34.558	
11	2:23.725	45.203	48.197	50.325	150.4	1:19:53.963	11	2:05.174	38.006	42.782	44.386	238.4	44:39.732	
12	2:22.866	45.301	47.968	49.597	151.6	1:22:16.829	12	2:13.113 B	38.068	42.592	52.453	228.4	46:52.845	
							13	16:48.205	...	42.468	44.795	172.6	1:03:41.050	
							14	2:03.202	37.526	42.108	43.568	231.8	1:05:44.252	
							15	2:16.467 B	38.045	45.534	52.888	241.1	1:08:00.719	
							16	7:21.813	5:38.081	51.424	52.308	114.4	1:15:22.532	
							17	2:20.926	43.738	47.103	50.085	198.8	1:17:43.458	
							18	2:23.233	43.342	50.244	49.647	171.2	1:20:06.691	
51	AF CORSE 51							74	ROSSOCORSA 74					
	AF CORSE UK								ROSSOCORSA RACING					
	FERRARI 296 CHALLENGE								FERRARI 296 GT3					
1	9:17.215	7:42.149	47.060	48.006	162.5	9:17.215	1	21:45.269	...	44.692	47.044	155.5	21:45.269	
2	2:09.135	40.178	43.566	45.391	203.6	11:26.350	2	2:07.819	38.579	42.599	46.641	211.9	23:53.088	
3	2:06.117	39.145	42.536	44.436	247.7	13:32.467	3	2:13.627	44.386	43.863	45.378	147.9	26:06.715	
4	2:06.603	38.107	43.015	45.481	253.4	15:39.070								



Curbstone Track Events

Monza, 14-15.03.2025

Morning Session 4

Sector Analysis

— Invalidated Lap

■ Personal Best

■ Session Best

B Crossing the pit lane

Lap	Time	Sector 1	Sector 2	Sector 3	T.Spd	Elapsed	Lap	Time	Sector 1	Sector 2	Sector 3	T.Spd	Elapsed
4	2:09.262	40.007	44.201	45.054	201.0	28:15.977	6	2:18.897	42.085	47.480	49.332	193.1	38:29.391
5	2:08.196	38.807	43.126	46.263	210.3	30:24.173	7	2:20.394	43.458	46.562	50.374	219.2	40:49.785
6	2:08.431	39.229	43.280	45.922	205.1	32:32.604	8	2:16.376	42.269	45.363	48.744	190.7	43:06.161
7	2:14.321	42.441	45.069	46.811	156.7	34:46.925	9	2:21.771	45.955	45.943	49.873	190.4	45:27.932
8	2:05.757	38.386	42.770	44.601	225.1	36:52.682	10	2:32.690B	44.050	46.787	1:01.853	190.7	48:00.622
9	2:04.598	37.997	42.438	44.163	217.9	38:57.280	11	22:14.241	...	45.286	48.049	149.5	1:10:14.863
10	2:04.742	37.858	42.586	44.298	243.8	41:02.022	12	2:12.222	40.790	43.985	47.447	195.9	1:12:27.085
11	2:16.853B	38.570	42.712	55.571	224.2	43:18.875	13	2:12.437	40.984	44.287	47.166	186.8	1:14:39.522
12	8:41.587	7:17.726	41.677	42.184	180.6	52:00.462	14	2:10.468	39.952	43.483	47.033	203.2	1:16:49.990
13	3:06.278B	38.147	50.098	1:38.033	243.2	55:06.740	15	2:09.095	40.285	43.337	45.473	222.3	1:18:59.085
14	7:40.898	6:16.673	42.301	41.924	204.4	1:02:47.638	16	2:10.552	39.440	44.497	46.615	232.3	1:21:09.637
15	1:59.822	37.070	40.944	41.808	225.6	1:04:47.460							
16	1:59.522	36.972	40.888	41.662	232.3	1:06:46.982							
17	1:58.703	36.633	40.699	41.371	238.9	1:08:45.685							
18	1:59.401	36.836	40.933	41.632	243.2	1:10:45.086							
19	2:11.995B	36.771	40.636	54.588	246.5	1:12:57.081							

88 HERTER RACING 88						
HERTER RACING FERRARI 296 CHALLENGE						
1	21:19.453	...	50.561	53.792	99.2	21:19.453
2	2:18.191	45.359	44.659	48.173	185.5	23:37.644
3	2:11.085	40.815	44.105	46.165	201.3	25:48.729
4	2:12.540	40.649	44.744	47.147	201.0	28:01.269
5	2:12.544	41.015	44.576	46.953	193.8	30:13.813
6	2:13.535	41.214	45.207	47.114	184.9	32:27.348
7	2:30.411B	45.296	46.036	59.079	200.2	34:57.759
8	4:34.039	2:52.072	52.282	49.685	148.3	39:31.798
9	2:13.523	41.914	45.089	46.520	179.4	41:45.321
10	2:19.803B	40.935	44.602	54.266	179.4	44:05.124
11	4:56.847	3:31.223	42.245	43.379	209.9	49:01.971
12	2:01.598	37.029	41.793	42.776	223.7	51:03.569
13	2:01.497	37.295	41.820	42.382	231.8	53:05.066
14	2:57.930B	50.252	57.596	1:10.082	139.7	56:02.996
15	11:52.808	...	48.168	45.913	119.9	1:07:55.804
16	2:05.564	39.043	42.694	43.827	202.8	1:10:01.368
17	2:05.399	38.859	42.484	44.056	206.7	1:12:06.767
18	2:04.214	37.862	42.390	43.962	220.1	1:14:10.981
19	2:04.315	37.856	42.794	43.665	204.7	1:16:15.296
20	2:03.627	37.944	42.363	43.320	213.2	1:18:18.923
21	2:13.388B	38.935	42.639	51.814	218.8	1:20:32.311

89 ROSSOCORSA 89						
ROSSOCORSA RACING FERRARI 296 CHALLENGE						
1	12:46.096	...	53.077	56.189	118.2	12:46.096
2	2:17.209	43.186	46.242	47.781	195.5	15:03.305
3	2:10.018	39.470	44.179	46.369	219.2	17:13.323
4	2:22.868	47.842	46.168	48.858	247.7	19:36.191
5	2:40.791B	45.096	49.801	1:05.894	200.2	22:16.982
6	7:39.889B	5:32.388	54.639	1:12.862	108.8	29:56.871

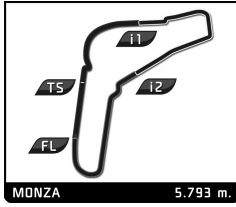

91 MAXSPORT 91						
MAXSPORT FERRARI 296 CHALLENGE						
1	26:36.999	...	53.169	57.467	125.4	26:36.999
2	2:32.114	47.173	50.914	54.027	173.7	29:09.113
3	2:22.641	44.931	48.247	49.463	186.2	31:31.754
4	2:21.441	44.915	47.237	49.289	222.3	33:53.195
5	2:17.299	43.562	45.398	48.339	189.1	36:10.494

96 RUTRONIK 96						
HCB Management GmbH / RUTRONIK PORSCHE 992 GT3 R						
1	35:08.065B	...	42.684	52.218	186.8	35:08.065
2	3:06.823B	1:33.194	42.166	51.463	192.1	38:14.888
3	3:00.074B	1:28.137	41.855	50.082	207.9	41:14.962
4	3:01.879B	1:27.555	42.833	51.491	202.5	44:16.841
5	2:59.519B	1:28.656	41.395	49.468	206.7	47:16.360
6	2:59.045B	1:25.840	42.068	51.137	201.0	50:15.405
7	3:01.886B	1:27.944	41.205	52.737	203.2	53:17.291

103 AF CORSE 103						
AF CORSE UK FERRARI 296 CHALLENGE						
1	20:46.206	...	47.708	50.141	134.6	20:46.206
2	2:12.231	41.159	44.113	46.959	204.7	22:58.437
3	2:07.481	39.254	42.678	45.549	226.5	25:05.918
4	2:28.249B	39.409	44.308	1:04.532	221.9	27:34.167

106 MAXSPORT 106						
MAXSPORT FERRARI 458 CHALLENGE						
1	17:56.120	...	1:03.390	1:04.627	126.3	17:56.120
2	2:58.593	55.705	1:01.328	1:01.560	156.0	20:54.713
3	2:54.853	50.937	1:00.416	1:03.500	172.8	23:49.566
4	2:59.108	55.401	1:01.153	1:02.554	159.4	26:48.674
5	2:45.483	54.120	53.828	57.535	152.7	29:34.157
6	2:42.545	50.037	54.013	58.495	161.5	32:16.702
7	2:49.983	51.190	57.935	1:00.858	174.5	35:06.685
8	2:48.848	53.577	57.416	57.855	169.1	37:55.533
9	2:43.134	49.523	54.719	58.892	180.0	40:38.667
10	2:52.503	49.662	1:01.714	1:01.127	167.0	43:31.170
11	2:39.651	52.356	52.728	54.567	177.4	46:10.821
12	2:40.618	46.503	55.156	58.959	195.5	48:51.439
13	2:37.970	47.650	52.168	58.152	196.2	51:29.409
14	3:33.638B	48.833	1:07.800	1:37.005	182.4	55:03.047
15	16:31.618	...	54.713	57.141	133.1	1:11:34.665
16	2:38.518	50.680	52.073	55.765	157.3	1:14:13.183
17	2:31.391	48.649	50.313	52.429	177.4	1:16:44.574
18	2:31.713	48.204	50.857	52.652	164.7	1:19:16.287
19	2:25.127	44.932	48.657	51.538	181.8	1:21:41.414

112 CSA RACING 112						
CONCEPT SPORT AUTOMOBILES MCLAREN 720S GT3 EVO						
1	3:09.583	1:48.477	40.462	40.644	203.2	3:09.583
2	1:56.749	36.106	39.752	40.891	241.6	5:06.332
3	1:55.240	35.865	39.505	39.870	257.0	7:01.572
4	1:57.012	36.655	39.764	40.593	258.9	8:58.584



Curbstone Track Events

Monza, 14-15.03.2025

Morning Session 4

Sector Analysis

— Invalidated Lap ■ Personal Best ■ Session Best B Crossing the pit lane

Lap	Time	Sector 1	Sector 2	Sector 3	T.Sp	Elapsed	Lap	Time	Sector 1	Sector 2	Sector 3	T.Sp	Elapsed
5	1:55.939	36.259	39.727	39.953	258.9	10:54.523							
6	2:04.222B	36.301	39.927	47.994	250.5	12:58.745							
7	6:59.533	5:35.924	41.444	42.165	196.2	19:58.278							
8	2:02.670	37.438	41.034	44.198	225.1	22:00.948							
9	2:13.913	37.687	41.427	54.799	226.5	24:14.861							
10	2:15.808	46.018	43.198	46.592	113.0	26:30.669							
11	2:21.496B	44.863	44.492	52.141	137.1	28:52.165							
12	3:46.751	2:20.291	42.608	43.852	192.8	32:38.916							
13	2:16.667	40.179	49.616	46.872	219.2	34:55.583							
14	3:00.734	56.253	1:01.764	1:02.717	99.0	37:56.317							
15	2:21.746B	46.672	42.528	52.546	130.4	40:18.063							

175 AF CORSE 175

AF CORSE UK

FERRARI 296 CHALLENGE

1	5:12.929	3:48.561	41.312	43.056	114.6	5:12.929
2	1:59.845	36.281	41.112	42.452	245.4	7:12.774
3	1:59.054	35.816	40.715	42.523	252.8	9:11.828
4	2:00.943	35.895	42.509	42.539	254.0	11:12.771
5	2:01.903	36.250	41.037	44.616	258.2	13:14.674
6	2:19.803B	36.266	49.681	53.856	251.1	15:34.477

911 PURE RXCING 911

PURE RXCING

PORSCHE GT3 R

1	28:49.158	...	48.668	47.018	156.4	28:49.158
2	2:13.982	39.764	47.139	47.079	191.1	31:03.140
3	2:10.304	40.337	44.460	45.507	169.6	33:13.444
4	2:09.218	39.760	44.104	45.354	205.1	35:22.662
5	2:07.086	38.883	43.707	44.496	236.3	37:29.748
6	2:05.858	38.534	43.181	44.143	222.8	39:35.606
7	2:32.378	48.724	52.385	51.269	118.4	42:07.984
8	2:05.311	39.064	42.572	43.675	248.8	44:13.295
9	2:03.426	37.807	42.473	43.146	241.1	46:16.721
10	2:43.490B	47.481	50.923	1:05.086	122.2	49:00.211

