

Curbstone Track Events

Monza, 14-15.03.2025

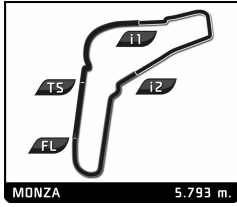

Afternoon Session 4

Sector Analysis

— Invalidated Lap ■ Personal Best ■ Session Best B Crossing the pit lane

Lap	Time	Sector 1	Sector 2	Sector 3	T.Sp	Elapsed	Lap	Time	Sector 1	Sector 2	Sector 3	T.Sp	Elapsed
2	EMIL FREY 2												
	EMIL FREY	FERRARI 296 CHALLENGE											
1	8:06.856	6:43.458	42.119	41.279	195.5	8:06.856	6	2:12.455	40.780	45.365	46.310	192.4	49:25.178
2	1:58.411	36.975	40.819	40.617	245.4	10:05.267	7	2:10.642	39.640	45.319	45.683	193.8	51:35.820
3	1:55.650	35.092	40.114	40.444	247.7	12:00.917	8	2:10.319	38.744	45.471	46.104	195.2	53:46.139
4	1:56.242	35.351	40.689	40.202	241.6	13:57.159	9	2:20.117B	39.074	45.703	55.340	197.0	56:06.256
5	1:55.545	35.193	39.971	40.381	237.9	15:52.704	10	5:46.376	4:14.381	45.498	46.497	168.6	1:01:52.632
6	1:55.599	35.166	40.180	40.253	247.7	17:48.303	11	2:18.085	44.462	46.858	46.765	150.6	1:04:10.717
7	1:55.301	35.550	39.840	39.911	252.8	19:43.604	12	2:10.235	38.940	45.212	46.083	187.8	1:06:20.952
8	1:54.758	35.047	39.878	39.833	255.8	21:38.362	13	2:10.028	39.124	45.489	45.415	190.7	1:08:30.980
9	1:54.670	35.351	39.644	39.675	249.4	23:33.032	14	2:09.334	39.122	45.094	45.118	190.7	1:10:40.314
10	1:54.405	34.698	39.809	39.898	255.2	25:27.437	15	2:08.518	38.897	44.671	44.950	191.7	1:12:48.832
11	2:02.819B	35.094	39.824	47.901	256.4	27:30.256	16	2:06.704	38.206	44.184	44.314	195.2	1:14:55.536
12	3:44.631	2:24.949	39.959	39.723	219.6	31:14.887	17	2:08.242	38.233	44.966	45.043	194.1	1:17:03.778
13	1:54.747	35.262	39.924	39.561	252.3	33:09.634	18	2:07.374	38.374	44.133	44.867	193.8	1:19:11.152
14	1:55.913	34.853	39.707	41.353	241.6	35:05.547	19	2:19.054B	38.353	44.740	55.961	200.6	1:21:30.206
15	1:56.075	34.969	41.412	39.694	252.3	37:01.622							
16	1:55.641	35.333	39.647	40.661	247.7	38:57.263							
17	1:55.464	34.797	40.229	40.438	250.5	40:52.727							
18	2:02.306B	34.871	39.831	47.604	249.9	42:55.033							
8	VILLORBA CORSE												
	SVC MOTORSPORT	LAMBORGHINI SUPER TROFEO EVO											
1	20:53.891	...	46.899	48.159	158.0	20:53.891	1	4:20.630	2:58.444	40.717	41.469	200.6	4:20.630
2	2:10.158	41.375	44.109	44.674	234.8	23:04.049	2	1:56.572	35.504	40.587	40.481	259.5	6:17.202
3	2:06.469	38.960	43.485	44.024	240.5	25:10.518	3	1:55.895	35.584	40.144	40.167	248.2	8:13.097
4	2:05.915	38.927	42.664	44.324	260.7	27:16.433	4	1:55.966	35.445	39.667	40.854	255.2	10:09.063
5	2:05.533	37.872	43.551	44.110	251.7	29:21.966	5	1:54.859	35.279	39.638	39.942	260.7	12:03.922
6	2:16.213B	39.491	43.264	53.458	240.5	31:38.179	6	2:16.218B	35.071	46.080	55.067	258.2	14:20.140
7	6:05.322	4:40.101	42.462	42.759	208.3	37:43.501	7	14:37.148	...	42.982	45.752	184.9	28:57.288
8	1:59.999	37.113	41.114	41.772	249.9	39:43.500	8	2:05.459	38.186	41.947	45.326	216.1	31:02.747
9	1:59.694	36.848	41.267	41.579	253.4	41:43.194	9	2:03.175	37.094	41.733	44.348	232.3	33:05.922
10	2:09.595	46.758	41.464	41.373	258.2	43:52.789	10	2:03.703	36.215	42.748	44.740	238.4	35:09.625
11	1:59.196	36.716	41.053	41.427	252.8	45:51.985	11	2:00.046	36.428	40.828	42.790	252.8	37:09.671
12	2:00.099	36.649	41.716	41.734	247.1	47:52.084	12	2:01.782	36.103	41.678	44.001	254.0	39:11.453
13	1:57.806	36.164	40.612	41.030	267.8	49:49.890	13	2:05.298	36.952	43.729	44.617	247.7	41:16.751
14	1:58.467	36.657	40.420	41.390	262.6	51:48.357	14	1:59.642	36.258	40.723	42.661	230.8	43:16.393
15	2:07.921B	36.616	41.328	49.977	255.8	53:56.278	15	2:00.060	36.333	40.496	43.231	249.4	45:16.453
16	4:13.388	2:50.853	40.884	41.651	214.4	58:09.666	16	2:06.288	41.056	41.373	43.859	156.7	47:22.741
17	1:58.128	36.456	40.640	41.032	252.8	1:00:07.794	17	2:17.055B	35.880	45.485	55.690	243.2	49:39.796
18	1:57.648	36.320	40.731	40.597	267.8	1:02:05.442	18	20:25.745	...	41.496	43.072	138.9	1:10:05.541
19	1:57.880	36.424	40.806	40.650	249.9	1:04:03.322	19	1:57.371	35.510	40.383	41.478	260.1	1:12:02.912
20	2:00.454	38.794	40.725	40.935	268.4	1:06:03.776	20	1:57.602	35.447	40.179	41.976	252.8	1:14:00.514
21	1:56.940	36.058	40.323	40.559	262.0	1:08:00.716	21	1:57.131	36.023	39.978	41.130	259.5	1:15:57.645
22	1:56.799	36.093	40.227	40.479	252.3	1:09:57.515	22	2:16.505B	35.956	45.820	54.729	263.9	1:18:14.150
23	1:57.517	35.845	39.929	41.743	267.8	1:11:55.032							
24	1:56.627	35.857	40.286	40.484	266.5	1:13:51.659							
25	2:05.709B	35.822	40.796	49.091	269.8	1:15:57.368							
14	NEF MOTORSPORT 14												
	NEF MOTORSPORT AG	PORSCHE 992 GT3 CUP											
1	38:31.192	...	46.605	46.913	157.6	38:31.192	1	17:42.046	...	41.080	42.012	204.4	17:42.046
2	2:11.161	39.113	45.391	46.657	206.3	40:42.353	2	1:59.285	36.560	40.944	41.781	258.9	19:41.331
3	2:12.397	39.336	46.677	46.384	189.7	42:54.750	3	2:00.118	36.477	42.085	41.556	259.5	21:41.449
4	2:10.325	39.313	45.459	45.553	201.3	45:05.075	4	1:58.643	36.070	41.043	41.530	262.0	23:40.092
5	2:07.648	38.378	44.667	44.603	211.5	47:12.723	5	2:06.677B	36.167	40.969	49.541	251.7	25:46.769
							6	7:52.044	6:30.079	40.566	41.399	209.1	33:38.813
							7	1:57.430	35.969	40.497	40.964	258.2	35:36.243
							8	1:57.756	36.173	40.356	41.227	263.9	37:33.999
							9	2:05.472B	36.052	40.466	48.954	252.8	39:39.471
							10	6:09.466	4:36.157	46.461	46.848	178.5	45:48.937
							11	2:06.631	37.672	43.931	45.028	239.5	47:55.568
							12	2:06.010	37.535	43.657	44.818	233.8	50:01.578
							13	2:04.888	37.313	42.801	44.774	238.4	52:06.466
							14	2:15.237B	38.711	43.329	53.197	248.2	54:21.703
							15	3:58.295	2:30.455	43.236	44.604	184.0	58:19.998





Curbstone Track Events

Monza, 14-15.03.2025

Afternoon Session 4

Sector Analysis

— Invalidated Lap

■ Personal Best

■ Session Best

B Crossing the pit lane

Lap	Time	Sector 1	Sector 2	Sector 3	T.Spd	Elapsed	Lap	Time	Sector 1	Sector 2	Sector 3	T.Spd	Elapsed
16	2:04.051	37.080	42.753	44.218	248.8	1:00:24.049	4	15:09.150	...	43.201	48.358	170.4	38:46.078
17	2:04.132	37.155	42.773	44.204	248.2	1:02:28.181	5	2:10.328	39.039	43.764	47.525	232.8	40:56.406
18	2:03.954	37.400	42.617	43.937	234.8	1:04:32.135	6	2:07.711	38.793	43.315	45.603	251.7	43:04.117
19	2:13.917B	38.618	42.556	52.743	231.3	1:06:46.052	7	2:04.136	38.281	42.435	43.420	231.3	45:08.253

74 ROSSOCORSA 74						
ROSSOCORSA RACING				FERRARI 296 GT3		
1	36:03.343	...	40.043	40.350	187.1	36:03.343
2	1:55.186	35.654	39.643	39.889	260.7	37:58.529
3	1:54.697	35.785	39.399	39.513	262.6	39:53.226
4	1:54.812	35.877	39.439	39.496	270.4	41:48.038
5	1:54.673	35.935	39.279	39.459	267.8	43:42.711
6	2:03.279B	35.609	41.652	46.018	265.8	45:45.990
7	9:06.524	7:40.306	42.899	43.319	171.5	54:52.514
8	2:01.278	37.706	41.597	41.975	243.8	56:53.792
9	1:59.075	36.342	41.158	41.575	240.5	58:52.867
10	1:59.286	36.623	41.462	41.201	227.9	1:00:52.153
11	2:01.849	36.037	40.985	44.827	240.5	1:02:54.002
12	1:58.159	36.154	40.734	41.271	254.6	1:04:52.161
13	2:10.102B	39.138	40.599	50.365	263.2	1:07:02.263

88 HERTER RACING 88						
HERTER RACING				FERRARI 296 CHALLENGE		
1	18:07.539	...	40.063	40.364	220.5	18:07.539
2	1:54.902	35.340	39.478	40.084	260.7	20:02.441
3	1:54.148	34.887	39.421	39.840	262.0	21:56.589
4	1:53.965	34.607	39.453	39.905	267.8	23:50.554
5	2:03.704B	35.515	39.753	48.436	264.5	25:54.258
6	7:29.226	6:05.089	41.934	42.203	168.6	33:23.484
7	1:57.036	35.542	40.203	41.291	251.1	35:20.520
8	1:56.615	35.144	40.095	41.376	249.9	37:17.135
9	1:57.775	35.178	40.570	42.027	250.5	39:14.910
10	1:57.286	35.480	40.342	41.464	249.4	41:12.196
11	1:57.278	35.505	40.118	41.655	241.1	43:09.474
12	2:00.785	35.571	40.277	44.937	250.5	45:10.259
13	1:58.415	36.571	40.476	41.368	241.6	47:08.674
14	1:57.399	35.456	40.266	41.677	248.8	49:06.073
15	2:11.795B	36.735	43.261	51.799	227.4	51:17.868
16	7:28.840	6:02.511	43.468	42.861	161.5	58:46.708
17	1:56.035	35.164	40.074	40.797	252.8	1:00:42.743
18	2:10.367B	35.233	40.110	55.024	244.3	1:02:53.110


89 ROSSOCORSA 89						
ROSSOCORSA RACING				FERRARI 296 CHALLENGE		
1	15:17.781	...	43.719	43.463	159.9	15:17.781
2	2:02.525	38.696	41.856	41.973	225.1	17:20.306
3	1:58.441	36.094	40.863	41.484	244.9	19:18.747
4	1:57.829	36.125	40.585	41.119	239.5	21:16.576
5	1:57.679	35.642	40.282	41.755	252.3	23:14.255
6	1:56.754	35.758	40.205	40.791	248.2	25:11.009
7	2:09.359B	36.700	40.788	51.871	240.0	27:20.368

91 MAXSPORT 91						
MAXSPORT				FERRARI 296 CHALLENGE		
1	18:11.103	...	1:05.602	1:06.272	123.7	18:11.103
2	2:38.619	48.853	53.758	56.008	177.1	20:49.722
3	2:47.206B	49.198	49.661	1:08.347	184.9	23:36.928

104 EMIL FREY 104						
EMIL FREY				FERRARI 296 CHALLENGE		
1	14:15.146	...	55.791	45.211	138.7	14:15.146
2	2:01.481	38.240	41.356	41.885	225.6	16:16.627
3	1:58.992	36.194	40.866	41.932	225.6	18:15.619
4	1:59.741	37.118	40.807	41.816	207.9	20:15.360
5	1:58.731	36.195	40.874	41.662	228.4	22:14.091
6	1:57.585	35.770	40.649	41.166	228.4	24:11.676
7	1:57.678	35.892	40.454	41.332	230.8	26:09.354
8	1:57.529	35.534	40.766	41.229	235.3	28:06.883
9	1:57.753	35.646	40.562	41.545	233.8	30:04.636
10	2:00.502	36.260	42.201	42.041	238.4	32:05.138
11	1:58.175	35.979	40.505	41.691	241.1	34:03.313
12	1:56.944	35.370	40.456	41.118	229.9	36:00.257
13	1:56.155	35.224	40.099	40.832	242.1	37:56.412
14	1:58.479	35.349	40.343	42.787	244.3	39:54.891
15	2:09.867B	38.104	41.711	50.052	241.6	42:04.758

106 MAXSPORT 106						
MAXSPORT				FERRARI 458 CHALLENGE		
1	42:33.160	...	55.595	57.119	136.8	42:33.160
2	2:29.868	46.093	50.768	53.007	206.7	45:03.028
3	2:49.759	1:01.830	51.761	56.168	99.0	47:52.787
4	2:25.640	47.388	48.025	50.227	182.1	50:18.427
5	2:21.075	43.001	48.137	49.937	216.1	52:39.502
6	2:38.218	49.136	52.185	56.897	223.7	55:17.720
7	2:18.822	42.616	46.713	49.493	208.7	57:36.542
8	2:47.739	57.177	54.962	55.600	227.0	1:00:24.281
9	2:28.259	43.902	52.109	52.248	197.7	1:02:52.540
10	2:22.562	45.956	47.073	49.533	178.2	1:05:15.102
11	2:28.847B	41.268	46.985	1:00.594	226.0	1:07:43.949
12	5:05.338	3:20.314	50.960	54.064	142.1	1:12:49.287
13	2:27.001	46.797	48.521	51.683	172.8	1:15:16.288
14	2:27.463	44.674	50.457	52.332	165.0	1:17:43.751
15	2:25.508	44.795	49.763	50.950	192.1	1:20:09.259





Curbstone Track Events

Monza, 14-15.03.2025

Afternoon Session 4

Sector Analysis

— Invalidated Lap ■ Personal Best ■ Session Best **B** Crossing the pit lane

Lap	Time	Sector 1	Sector 2	Sector 3	T.Spd	Elapsed	Lap	Time	Sector 1	Sector 2	Sector 3	T.Spd	Elapsed
111 AF CORSE 111													
AF CORSE UK							FERRARI 296 CHALLENGE						
1	30:57.702	...	43.299	43.452	156.7	30:57.702							
2	1:58.759	36.212	41.036	41.511	236.9	32:56.461							
3	1:58.497	35.991	40.865	41.641	237.9	34:54.958							
4	1:58.131	36.104	40.921	41.106	236.9	36:53.089							
5	1:57.960	35.804	40.943	41.213	247.7	38:51.049							
6	2:15.952 B	38.745	44.511	52.696	177.4	41:07.001							

