

# Professional Track Days

## Monza, 4-5.06.2026

### 3rd Session GROUP A

## Sector Analysis


\_ Invalidated Lap

Personal Best

Session Best

Crossing the pit lane

Lap	Time	Sector 1	Sector 2	Sector 3	T.Spd	Elapsed	Lap	Time	Sector 1	Sector 2	Sector 3	T.Spd	Elapsed	
<b>3</b>	<b>RUT</b>							12	1:59.917	38.303	39.914	41.700	233.3	40:37.745
	VAN AMERSFOORT RACING							13	1:59.257	38.007	39.727	41.523	232.3	42:37.002
	Tatuus T-421							14	1:57.656	37.766	39.357	40.533	240.0	44:34.658
1	4:23.703	3:03.645	40.332	39.726	179.7	4:23.703		15	1:58.352	37.863	39.645	40.844	238.4	46:33.010
2	1:54.698	37.617	38.169	38.912	234.8	6:18.401		16	<b>1:57.216</b>	<b>37.672</b>	<b>39.255</b>	<b>40.289</b>	238.9	48:30.226
3	1:53.506	37.223	37.794	38.489	236.9	8:11.907		17	2:05.847 <b>B</b>	38.034	39.540	48.273	237.9	50:36.073
4	1:53.086	37.009	37.625	38.452	237.9	10:04.993								
5	1:53.225	37.016	37.615	38.594	240.0	11:58.218								
6	1:53.163	36.977	37.503	38.683	238.9	13:51.381								
7	1:54.138	36.954	38.524	38.660	240.5	15:45.519								
8	1:59.591	36.992	37.656	44.943	239.5	17:45.110								
9	2:12.097	46.352	44.544	41.201	226.0	19:57.207								
10	1:52.786	<b>36.811</b>	37.559	38.416	238.9	21:49.993								
11	<b>1:52.686</b>	36.847	37.502	38.337	239.5	23:42.679								
12	1:59.749 <b>B</b>	36.883	38.142	44.724	238.9	25:42.428								
13	12:07.322	...	41.063	40.120	185.2	37:49.750								
14	1:55.336	37.738	38.754	38.844	235.8	39:45.086								
15	1:52.905	37.055	37.473	38.377	238.9	41:37.991								
16	1:55.871	36.889	37.445	41.537	238.9	43:33.862								
17	2:05.635	39.481	42.056	44.098	238.9	45:39.497								
18	1:52.805	37.066	<b>37.431</b>	<b>38.308</b>	240.5	47:32.302								
19	2:04.075	44.640	40.917	38.518	240.0	49:36.377								
20	1:53.226	37.004	37.626	38.596	239.5	51:29.603								
<b>7</b>	<b>US 1</b>													
	US RACING													
	Tatuus T-421													
1	3:11.984	1:52.536	40.182	39.266	181.5	3:11.984								
2	1:54.711	37.431	38.154	39.126	241.6	5:06.695								
3	1:53.081	36.979	37.865	38.237	241.1	6:59.776								
4	1:53.299	36.826	38.124	38.349	242.1	8:53.075								
5	1:55.430	36.775	38.189	40.466	240.5	10:48.505								
6	1:53.073	36.947	37.746	38.380	239.5	12:41.578								
7	1:52.859	36.744	37.746	38.369	241.6	14:34.437								
8	1:53.457	<b>36.492</b>	37.832	39.133	247.1	16:27.894								
9	1:53.075	36.871	37.708	38.496	240.5	18:20.969								
10	1:53.356	36.649	37.926	38.781	241.1	20:14.325								
11	1:52.908	36.653	37.766	38.489	241.1	22:07.233								
12	<b>1:52.667</b>	36.893	<b>37.557</b>	<b>38.217</b>	238.9	23:59.900								
13	2:00.892 <b>B</b>	37.092	37.744	46.056	236.9	26:00.792								
14	10:48.379	9:32.091	37.722	38.566	191.7	36:49.171								
15	1:59.715 <b>B</b>	36.891	38.086	44.738	242.1	38:48.886								
16	2:36.757	1:16.738	40.275	39.744	162.8	41:25.643								
17	3:05.524 <b>B</b>	36.828	37.910	1:50.786	241.1	44:31.167								
<b>8</b>	<b>MPA - 8</b>													
	MPA													
	Tatuus T-421													
1	3:22.547	1:49.192	46.160	47.195	157.8	3:22.547								
2	2:09.980	39.573	45.311	45.096	217.9	5:32.527								
3	2:01.062	38.828	40.842	41.392	230.8	7:33.589								
4	1:59.720	39.265	39.820	40.635	233.3	9:33.309								
5	1:58.921	38.309	39.826	40.786	234.8	11:32.230								
6	1:58.956	38.483	39.789	40.684	228.9	13:31.186								
7	1:58.585	38.030	39.743	40.812	235.3	15:29.771								
8	2:06.903 <b>B</b>	38.247	40.292	48.364	232.8	17:36.674								
9	17:00.238	...	42.863	42.362	176.2	34:36.912								
10	2:01.585	39.236	40.895	41.454	227.9	36:38.497								
11	1:59.331	38.508	40.321	40.502	234.8	38:37.828								
<b>9</b>	<b>US 2</b>													
	US RACING													
	Tatuus T-421													
1	2:40.705	1:20.565	40.034	40.106	183.0	2:40.705								
2	1:56.700	38.493	38.876	39.331	228.4	4:37.405								
3	1:53.380	37.069	37.862	38.449	238.9	6:30.785								
4	1:52.864	36.963	37.513	38.388	240.5	8:23.649								
5	1:54.600	36.824	37.511	40.265	240.5	10:18.249								
6	1:52.896	36.807	37.448	38.641	242.1	12:11.145								
7	1:52.860	<b>36.628</b>	37.609	38.623	243.2	14:04.005								
8	1:54.131	36.925	37.589	39.617	240.5	15:58.136								
9	1:52.999	36.749	37.746	38.504	242.1	17:51.135								
10	1:56.797	37.002	37.623	42.172	238.9	19:47.932								
11	2:01.691 <b>B</b>	36.906	38.047	46.738	241.6	21:49.623								
12	12:35.155 <b>B</b>	...	39.279	52.115	187.1	34:24.778								
13	2:42.341	1:25.724	37.983	38.634	189.1	37:07.119								
14	1:54.755	37.927	37.950	38.878	240.0	39:01.874								
15	<b>1:52.451</b>	36.719	37.441	<b>38.291</b>	246.5	40:54.325								
16	1:52.703	36.794	37.451	38.458	243.2	42:47.028								
17	1:52.789	36.882	37.515	38.392	241.1	44:39.817								
18	1:52.711	36.685	<b>37.424</b>	38.602	242.7	46:32.528								
19	1:52.558	36.763	37.466	38.329	243.2	48:25.086								
20	2:01.817 <b>B</b>	36.677	37.620	47.520	245.4	50:26.903								
<b>13</b>	<b>US 3</b>													
	US RACING													
	Tatuus T-421													
1	3:11.038	1:51.304	39.693	40.041	178.2	3:11.038								
2	1:54.544	37.631	38.118	38.795	237.4	5:05.582								
3	1:53.856	37.399	37.905	38.552	238.9	6:59.438								
4	1:54.175	37.552	38.036	38.587	234.8	8:53.613								
5	1:55.350	36.825	37.901	40.624	243.8	10:48.963								
6	1:53.007	36.834	37.724	38.449	244.3	12:41.970								
7	1:53.053	36.877	37.863	<b>38.313</b>	244.9	14:35.023								
8	1:55.511	<b>36.778</b>	39.988	38.745	246.5	16:30.534								
9	1:53.776	37.331	37.881	38.564	239.5	18:24.310								
10	<b>1:51.598</b>	37.199	<b>35.811</b>	38.588	238.9	20:15.908								
11	1:52.647	36.855	37.451	38.341	243.2	22:08.555								
12	2:03.226 <b>B</b>	37.198	38.332	47.696	236.9	24:11.781								
13	12:35.853	...	37.024	39.868	188.7	36:47.634								
14	1:53.592	37.075	37.968	38.549	241.6	38:41.226								
15	1:55.264	37.067	38.056	40.141	241.1	40:36.490								
16	1:54.058	37.526	37.916	38.616	227.4	42:30.548								
17	1:54.791	36.792	37.806	40.193	242.1	44:25.339								
18	1:54.292	37.600	38.090	38.602	233.3	46:19.631								
19	1:55.546	38.017	39.066	38.463	212.8	48:15.177								
20	2:05.462 <b>B</b>	37.186	38.710	49.566	241.1	50:20.639								




# Professional Track Days

## Monza, 4-5.06.2026

### 3rd Session GROUP A

## Sector Analysis

_ Invalidated Lap							■ Personal Best	■ Session Best	■ Crossing the pit lane							
Lap	Time	Sector 1	Sector 2	Sector 3	T.Spd	Elapsed	Lap	Time	Sector 1	Sector 2	Sector 3	T.Spd	Elapsed			
3	1:53.457	36.989	37.879	38.589	240.0	6:33.871	18	1:53.175	36.824	37.426	38.925	247.7	46:21.495			
4	1:53.035	36.811	37.843	<b>38.381</b>	240.5	8:26.906	19	1:56.182	36.800	39.141	40.241	244.3	48:17.677			
5	1:53.430	36.685	38.131	38.614	240.0	10:20.336	20	2:01.857 <b>B</b>	36.820	37.528	47.509	243.2	50:19.534			
6	1:53.094	36.884	37.717	38.493	241.6	12:13.430	<b>30</b> <b>CONSANI A.</b>									
7	1:53.787	37.200	37.864	38.723	223.7	14:07.217	R-ACE GP Tatuus T-421									
8	<b>1:52.682</b>	<b>36.661</b>	<b>37.577</b>	38.444	243.8	15:59.899	1	2:52.583	1:29.597	41.893	41.093	157.6	2:52.583			
9	1:52.938	36.665	37.857	38.416	244.3	17:52.837	2	1:58.744	39.278	39.448	40.018	212.8	4:51.327			
10	1:52.925	36.676	37.801	38.448	242.7	19:45.762	3	1:58.217	38.794	39.083	40.340	205.9	6:49.544			
11	2:00.404 <b>B</b>	37.189	37.702	45.513	240.0	21:46.166	4	1:53.601	37.139	37.914	38.548	240.0	8:43.145			
12	14:41.775 <b>B</b>	...	39.024	53.277	188.1	36:27.941	5	1:53.557	36.945	37.902	38.710	242.1	10:36.702			
13	2:15.425	59.111	37.743	38.571	191.7	38:43.366	6	1:53.909	37.023	37.882	39.004	239.5	12:30.611			
14	1:53.409	36.867	37.936	38.606	244.3	40:36.775	7	2:01.314	39.686	42.133	39.495	240.5	14:31.925			
15	1:53.310	36.803	37.908	38.599	243.2	42:30.085	8	1:56.530	37.141	38.443	40.946	242.1	16:28.455			
16	1:59.527	36.799	37.837	44.891	243.2	44:29.612	9	1:53.482	36.775	38.190	<b>38.517</b>	242.1	18:21.937			
17	1:54.502	36.894	38.788	38.820	242.7	46:24.114	10	1:53.260	36.860	37.863	38.537	240.5	20:15.197			
18	2:02.945 <b>B</b>	38.455	37.981	46.509	245.4	48:27.059	11	<b>1:53.242</b>	36.828	<b>37.852</b>	38.562	243.8	22:08.439			
<b>20</b> <b>G MOTORSPORT</b>							<b>31</b> <b>PHILLIPS J.</b>									
G MOTORSPORT Dallara F320							R-ACE GP Tatuus T-421									
1	2:15.316	47.510	44.206	43.600	179.7	2:15.316	1	2:57.688	1:36.190	40.733	40.765	171.2	2:57.688			
2	1:55.059	36.481	38.774	39.804	247.1	4:10.375	2	1:58.343	38.483	39.863	39.997	220.5	4:56.031			
3	1:52.014	36.084	37.625	38.305	248.8	6:02.389	3	1:56.466	38.199	38.680	39.587	231.3	6:52.497			
4	1:50.843	35.766	36.989	38.088	248.8	7:53.232	4	1:55.006	37.239	38.454	39.313	241.1	8:47.503			
5	1:50.105	35.544	36.840	37.721	249.9	9:43.337	5	1:54.632	37.432	38.285	38.915	240.0	10:42.135			
6	1:49.898	35.537	36.348	38.013	250.5	11:33.235	6	1:54.830	37.163	38.094	39.573	240.0	12:36.965			
7	1:49.465	35.409	36.382	37.674	253.4	13:22.700	7	1:54.332	37.147	38.130	39.055	240.0	14:31.297			
8	<b>1:48.448</b>	<b>35.156</b>	<b>36.146</b>	<b>37.146</b>	252.3	15:11.148	8	1:54.404	<b>37.076</b>	38.437	38.891	241.6	16:25.701			
9	1:57.931 <b>B</b>	35.357	36.263	46.311	250.5	17:09.079	9	<b>1:53.921</b>	37.119	38.161	<b>38.641</b>	240.5	18:19.622			
10	8:33.308	7:08.332	41.365	43.611	185.8	25:42.387	10	1:54.369	37.119	38.092	39.158	237.4	20:13.991			
11	2:26.022 <b>B</b>	37.012	46.553	1:02.457	245.4	28:08.409	11	2:02.568 <b>B</b>	37.273	38.251	47.044	236.3	22:16.559			
12	10:52.830	9:33.148	40.680	39.002	180.0	39:01.239	12	17:15.244	...	39.786	39.621	189.1	39:31.803			
13	1:50.578	35.680	37.296	37.602	249.4	40:51.817	13	1:57.769	37.484	38.702	41.583	234.8	41:29.572			
14	1:49.497	35.334	36.780	37.383	252.3	42:41.314	14	1:58.406	37.183	<b>38.070</b>	43.153	238.9	43:27.978			
15	1:50.933	35.332	36.826	38.775	251.7	44:32.247	15	1:54.521	37.391	38.213	38.917	236.3	45:22.499			
16	1:52.482	35.406	38.129	38.947	247.1	46:24.729	16	2:10.725	37.460	47.869	45.396	236.9	47:33.224			
17	1:51.932	36.784	37.037	38.111	257.0	48:16.661	17	1:54.402	37.261	38.177	38.964	238.9	49:27.626			
18	1:49.256	35.191	36.469	37.596	252.3	50:05.917	18	1:57.071	37.172	38.104	41.795	238.9	51:24.697			
<b>29</b> <b>US 5</b>							<b>33</b> <b>GENDER T.</b>									
US RACING Tatuus T-421							R-ACE GP Tatuus T-421									
1	2:41.876	1:21.766	40.093	40.017	177.1	2:41.876	1	2:55.209	1:30.471	43.642	41.096	184.6	2:55.209			
2	1:56.751	38.512	38.518	39.721	223.7	4:38.627	2	1:59.342	38.939	39.850	40.553	223.2	4:54.551			
3	1:53.181	36.988	37.804	38.389	241.1	6:31.808	3	1:57.302	38.026	38.995	40.281	232.3	6:51.853			
4	1:52.610	36.833	37.474	<b>38.303</b>	242.1	8:24.418	4	1:56.003	37.371	38.689	39.943	241.6	8:47.856			
5	1:52.519	36.792	<b>37.373</b>	38.354	242.1	10:16.937	5	1:55.681	37.562	38.508	39.611	241.1	10:43.537			
6	1:53.287	37.039	37.532	38.716	238.9	12:10.224	6	1:55.807	37.424	38.636	39.747	240.5	12:39.344			
7	1:54.486	37.080	37.602	39.804	238.4	14:04.710	7	1:55.358	37.179	<b>38.354</b>	39.825	242.1	14:34.702			
8	1:52.598	36.695	37.541	38.362	242.7	15:57.308	8	1:58.175	38.223	39.860	40.092	246.0	16:32.877			
9	1:56.185	37.044	38.686	40.455	237.9	17:53.493	9	<b>1:55.261</b>	37.241	38.600	<b>39.420</b>	241.1	18:28.138			
10	1:52.584	36.602	37.529	38.453	243.8	19:46.077	10	1:56.195	37.585	39.111	39.499	236.9	20:24.333			
11	<b>1:52.498</b>	<b>36.561</b>	37.512	38.425	248.8	21:38.575										
12	2:04.753 <b>B</b>	37.333	38.242	49.178	237.4	23:43.328										
13	13:02.824	...	40.559	40.113	168.0	36:46.152										
14	1:54.443	37.434	37.880	39.129	236.9	38:40.595										
15	2:00.763	36.885	45.028	38.850	239.5	40:41.358										
16	1:52.629	36.602	37.552	38.475	246.0	42:33.987										
17	1:54.333	36.756	37.440	40.137	247.1	44:28.320										



# Professional Track Days

## Monza, 4-5.06.2026

### 3rd Session GROUP A

## Sector Analysis

\_ Invalidated Lap    
 ■ Personal Best    
 ■ Session Best    
 B Crossing the pit lane

Lap	Time	Sector 1	Sector 2	Sector 3	T.Spd	Elapsed	Lap	Time	Sector 1	Sector 2	Sector 3	T.Spd	Elapsed
11	2:05.366	B 37.588	39.262	48.516	235.3	22:29.699	10	1:54.428	36.856	38.386	39.186	246.0	20:20.509
12	16:58.767	...	39.956	39.862	190.7	39:28.466	11	2:02.632	B 36.685	38.285	47.662	242.7	22:23.141
13	1:56.194	37.716	38.811	39.667	235.3	41:24.660	12	17:03.816	...	38.837	40.152	188.1	39:26.957
14	2:07.919	B 37.061	38.648	52.210	237.4	43:32.579	13	1:54.576	37.296	38.453	38.827	237.4	41:21.533

34 CRAIGIE K.						
R-ACE GP Tatuus T-421						
1	2:51.221	1:28.061	41.790	41.370	165.7	2:51.221
2	1:59.242	39.176	39.722	40.344	221.9	4:50.463
3	1:57.529	39.055	38.859	39.615	221.4	6:47.992
4	1:54.161	37.338	38.036	38.787	237.4	8:42.153
5	1:55.547	37.309	38.033	40.205	237.4	10:37.700
6	1:53.727	36.980	37.897	38.850	238.9	12:31.427
7	2:01.561	37.083	44.685	39.793	240.5	14:32.988
8	1:58.515	38.403	40.393	39.719	238.4	16:31.503
9	1:54.159	37.380	38.020	38.759	243.8	18:25.662
10	1:54.144	36.914	38.362	38.868	241.1	20:19.806
11	2:01.547	B 37.129	37.944	46.474	238.9	22:21.353
12	17:03.361	...	38.841	39.277	177.9	39:24.714
13	1:54.785	37.467	38.342	38.976	235.3	41:19.499
14	1:54.093	37.158	37.956	38.979	237.4	43:13.592
15	1:54.293	37.270	38.109	38.914	236.3	45:07.885
16	1:54.134	37.235	38.060	38.839	236.9	47:02.019
17	2:20.994	38.685	47.606	54.703	236.9	49:23.013
18	1:54.945	37.229	38.412	39.304	238.4	51:17.958


35 WESTCOTT P.						
R-ACE GP Tatuus T-421						
1	2:56.556	1:33.934	40.964	41.658	167.0	2:56.556
2	1:57.414	38.779	38.921	39.714	215.7	4:53.970
3	1:57.485	37.897	38.970	40.618	225.1	6:51.455
4	1:55.371	36.911	39.195	39.265	242.7	8:46.826
5	1:54.513	37.200	38.160	39.153	237.4	10:41.339
6	1:53.968	37.024	37.970	38.974	239.5	12:35.307
7	1:55.425	37.121	38.499	39.805	240.5	14:30.732
8	1:54.497	37.064	38.478	38.955	242.7	16:25.229
9	1:54.168	37.005	38.099	39.064	237.9	18:19.397
10	2:01.225	B 37.777	38.357	45.091	223.2	20:20.622
11	19:08.779	...	39.505	39.549	191.4	39:29.401
12	1:54.867	37.130	38.501	39.236	239.5	41:24.268
13	1:54.168	37.211	38.046	38.911	237.9	43:18.436
14	1:53.364	36.929	37.784	38.651	240.0	45:11.800
15	1:53.530	36.940	37.966	38.624	237.4	47:05.330
16	1:54.363	36.954	38.366	39.043	242.1	48:59.693
17	1:53.860	37.047	38.035	38.778	239.5	50:53.553

42 COTTY E.						
R-ACE GP Tatuus T-421						
1	2:54.212	1:32.119	40.879	41.214	182.4	2:54.212
2	1:58.463	39.425	39.142	39.896	219.6	4:52.675
3	1:57.817	38.403	39.061	40.353	223.7	6:50.492
4	1:53.799	36.950	38.151	38.698	241.6	8:44.291
5	1:54.020	36.968	38.086	38.966	241.6	10:38.311
6	1:53.667	36.772	38.049	38.846	244.3	12:31.978
7	2:02.238	36.827	44.146	41.265	245.4	14:34.216
8	1:58.265	37.975	40.096	40.194	240.0	16:32.481
9	1:53.600	36.894	38.067	38.639	242.7	18:26.081

44 MICHELINI E.						
AKM MOTORSPORT Tatuus T-421						
1	3:21.099	1:56.656	42.466	41.977	172.6	3:21.099
2	1:58.221	38.009	40.142	40.070	229.4	5:19.320
3	1:55.383	37.464	38.604	39.315	236.3	7:14.703
4	1:54.547	37.445	38.258	38.844	235.8	9:09.250
5	1:55.626	37.056	38.131	40.439	237.9	11:04.876
6	1:55.698	37.756	38.648	39.294	238.4	13:00.574
7	1:54.011	37.060	37.961	38.990	238.9	14:54.585
8	2:08.908	B 39.580	40.304	49.024	238.4	17:03.493
9	9:32.008	8:11.016	40.579	40.413	181.5	26:35.501
10	2:14.357	B 37.705	41.446	55.206	235.8	28:49.858
11	8:12.441	B 6:39.849	42.888	49.704	179.4	37:02.299
12	3:39.851	B 2:10.623	41.333	47.895	191.1	40:42.150
13	5:44.350	4:17.498	43.776	43.076	176.8	46:26.500
14	2:00.084	38.129	39.368	42.587	234.8	48:26.584
15	2:11.531	B 37.172	38.721	55.638	241.6	50:38.115

46 US 6						
US RACING Tatuus T-421						
1	2:37.395	1:16.867	40.332	40.196	184.0	2:37.395
2	1:55.520	38.167	38.238	39.115	230.8	4:32.915
3	1:53.208	36.975	37.671	38.562	239.5	6:26.123
4	1:52.975	36.961	37.531	38.483	238.4	8:19.098
5	2:02.347	36.942	37.625	47.780	239.5	10:21.445
6	1:52.256	36.499	37.394	38.363	244.3	12:13.701
7	1:52.741	36.668	37.634	38.439	243.8	14:06.442
8	1:52.737	36.858	37.502	38.377	242.7	15:59.179
9	1:52.909	36.678	37.696	38.535	242.1	17:52.088
10	1:52.614	36.594	37.610	38.410	242.7	19:44.702
11	2:02.784	B 37.011	37.648	48.125	238.4	21:47.486
12	15:06.528	...	38.443	38.714	190.4	36:54.014
13	1:53.362	37.079	37.824	38.459	241.1	38:47.376
14	1:53.143	36.806	37.790	38.547	243.2	40:40.519
15	1:53.176	36.871	37.846	38.459	241.6	42:33.695
16	1:53.696	37.444	37.614	38.638	241.1	44:27.391
17	1:52.558	36.810	37.512	38.236	241.1	46:19.949
18	1:52.636	36.566	37.661	38.409	244.3	48:12.585
19	2:00.477	B 37.091	37.731	45.655	238.4	50:13.062

53 LIM						
VAN AMERSFOORT RACING Tatuus T-421						
1	4:31.291	3:10.349	40.541	40.401	174.2	4:31.291
2	2:03.934	38.877	39.456	45.601	231.3	6:35.225
3	1:54.566	37.307	38.020	39.239	238.9	8:29.791
4	1:54.014	37.071	38.082	38.861	238.9	10:23.805
5	1:54.050	36.929	38.105	39.016	240.0	12:17.855



# Professional Track Days

## Monza, 4-5.06.2026

### 3rd Session GROUP A

## Sector Analysis


\_ Invalidated Lap

Personal Best

Session Best

Crossing the pit lane

Lap	Time	Sector 1	Sector 2	Sector 3	T.Spd	Elapsed	Lap	Time	Sector 1	Sector 2	Sector 3	T.Spd	Elapsed	
6	1:53.559	37.069	37.727	38.763	239.5	14:11.414	18	2:01.826 <b>B</b>	37.049	38.047	46.730	243.2	51:25.669	
7	1:53.520	37.140	37.812	<b>38.568</b>	237.9	16:04.934	<b>88</b> <b>ORSINI V.</b>						AKM MOTORSPORT Tatuus T-421	
8	1:55.451	<b>36.875</b>	38.045	40.531	237.9	18:00.385	1	3:11.383	1:48.694	41.559	41.130	163.7	3:11.383	
9	1:57.883	37.226	39.325	41.332	237.4	19:58.268	2	1:56.916	38.524	39.078	39.314	235.3	5:08.299	
10	<b>1:53.246</b>	36.965	<b>37.641</b>	38.640	240.0	21:51.514	3	1:57.316	37.308	40.715	39.293	241.1	7:05.615	
11	2:00.771 <b>B</b>	36.954	37.937	45.880	239.5	23:52.285	4	1:54.581	37.161	38.296	39.124	238.9	9:00.196	
12	14:06.398	...	40.025	39.774	161.8	37:58.683	5	1:54.246	36.971	38.094	39.181	240.0	10:54.442	
13	1:56.101	38.079	38.798	39.224	234.3	39:54.784	6	1:54.403	36.987	38.185	39.231	240.5	12:48.845	
14	1:54.048	37.403	37.915	38.730	236.3	41:48.832	7	2:05.894 <b>B</b>	37.117	40.037	48.740	241.6	14:54.739	
15	1:53.846	37.310	37.845	38.691	236.3	43:42.678	8	18:13.286	...	43.676	42.899	160.8	33:08.025	
16	1:53.883	37.200	37.909	38.774	236.9	45:36.561	9	1:57.897	38.345	39.582	39.970	229.9	35:05.922	
17	1:53.752	37.165	37.913	38.674	236.3	47:30.313	10	1:55.284	37.562	38.615	39.107	236.3	37:01.206	
18	1:54.434	37.232	37.833	39.369	236.9	49:24.747	11	1:53.824	37.167	37.846	<b>38.811</b>	237.9	38:55.030	
19	1:53.849	36.977	37.977	38.895	241.1	51:18.596	12	1:54.143	37.047	38.172	38.924	238.4	40:49.173	
<b>62</b> <b>US 7</b>							<b>903</b> <b>PRANDI G.</b>							
US RACING Tatuus T-421							AKM MOTORSPORT Tatuus T-421							
1	3:09.431	1:49.226	40.471	39.734	185.8	3:09.431	1	4:14.794	2:45.296	45.993	43.505	153.1	4:14.794	
2	1:54.189	37.442	38.064	38.683	237.4	5:03.620	2	2:13.747 <b>B</b>	41.390	44.289	48.068	224.2	6:28.541	
3	1:53.311	37.249	37.691	<b>38.371</b>	238.4	6:56.931	3	3:17.907	1:54.261	41.327	42.319	188.7	9:46.448	
4	<b>1:52.855</b>	36.882	37.559	38.414	240.5	8:49.786	4	1:57.905	37.809	39.515	40.581	233.3	11:44.353	
5	1:53.070	36.758	<b>37.477</b>	38.835	240.5	10:42.856	5	1:56.945	37.919	38.942	40.084	234.3	13:41.298	
6	1:53.372	36.789	37.784	38.799	243.2	12:36.228	6	1:57.387	37.831	38.942	40.614	235.3	15:38.685	
7	1:54.138	36.826	37.825	39.487	242.7	14:30.366	7	2:05.070 <b>B</b>	37.901	39.518	47.651	231.8	17:43.755	
8	1:53.857	37.425	37.734	38.698	237.4	16:24.223	8	7:14.962	5:48.504	44.222	42.236	144.0	24:58.717	
9	1:53.224	37.040	37.495	38.689	236.9	18:17.447	9	3:39.128 <b>B</b>	43.266	2:04.639	51.223	187.1	28:37.845	
10	1:53.599	37.205	37.833	38.561	236.3	20:11.046	10	10:38.484	9:15.727	41.152	41.605	183.3	39:16.329	
11	1:52.974	37.011	37.487	38.476	237.9	22:04.020	11	1:59.886	39.231	39.911	40.744	227.9	41:16.215	
12	2:00.722 <b>B</b>	37.040	37.535	46.147	237.4	24:04.742	12	1:58.375	38.063	38.843	41.469	230.8	43:14.590	
13	12:42.230	...	40.584	40.391	164.7	36:46.972	13	2:00.790	41.383	39.047	40.360	234.3	45:15.380	
14	1:53.424	37.156	37.791	38.477	240.5	38:40.396	14	<b>1:56.382</b>	37.973	38.568	<b>39.841</b>	233.8	47:11.762	
15	1:55.657	37.425	38.878	39.354	227.0	40:36.053	15	2:10.385	37.867	40.259	52.259	233.3	49:22.147	
16	1:53.401	37.145	37.664	38.592	236.9	42:29.454	16	1:57.418	<b>37.698</b>	<b>38.561</b>	41.159	234.3	51:19.565	
17	1:58.596	39.260	40.771	38.565	236.9	44:28.050	<b>913</b> <b>RR 1</b>						REAL RACING Tatuus T-421	
18	1:52.882	<b>36.649</b>	37.762	38.471	243.8	46:20.932	1	3:00.023	1:39.964	40.369	39.690	183.3	3:00.023	
19	1:57.265	37.095	39.178	40.992	240.5	48:18.197	2	1:56.912	37.682	39.214	40.016	236.9	4:56.935	
20	1:53.212	37.045	37.611	38.556	246.0	50:11.409	3	1:56.583	37.865	38.699	40.019	238.9	6:53.518	
<b>87</b> <b>BEA</b>							<b>913</b> <b>RR 1</b>							
VAN AMERSFOORT RACING Tatuus T-421							REAL RACING Tatuus T-421							
1	4:02.475	2:38.943	41.931	41.601	180.6	4:02.475	4	1:57.294	36.977	37.982	42.335	240.5	8:50.812	
2	1:58.403	38.862	39.412	40.129	226.0	6:00.878	5	1:54.152	37.157	38.196	38.799	241.6	10:44.964	
3	1:53.929	37.332	38.165	38.432	235.3	7:54.807	6	1:53.996	37.062	37.976	38.958	240.0	12:38.960	
4	1:54.031	37.100	37.845	39.086	241.1	9:48.838	7	1:54.165	37.112	<b>37.863</b>	39.190	240.5	14:33.125	
5	1:53.427	<b>36.812</b>	37.800	38.815	240.0	11:42.265	8	2:01.985 <b>B</b>	37.032	38.030	46.923	240.5	16:35.110	
6	1:54.165	37.270	38.133	38.762	238.4	13:36.430	9	8:34.761	7:17.088	38.663	39.010	191.4	25:09.871	
7	1:53.351	37.077	37.713	38.561	238.9	15:29.781	10	2:03.867 <b>B</b>	37.287	38.290	48.290	234.8	27:13.738	
8	1:53.297	37.112	37.742	38.443	236.9	17:23.078	11	9:38.305	8:18.760	40.123	39.422	185.5	36:52.043	
9	1:53.565	37.254	37.734	38.577	236.9	19:16.643	12	1:54.467	37.419	38.232	38.816	237.4	38:46.510	
10	2:01.170 <b>B</b>	37.175	37.928	46.067	236.9	21:17.813	13	1:54.575	37.293	37.940	39.342	237.9	40:41.085	
11	16:17.761	...	41.751	41.012	181.2	37:35.574	14	1:55.145	37.178	37.890	40.077	243.8	42:36.230	
12	1:57.084	38.338	38.970	39.776	228.4	39:32.658								
13	1:55.994	37.057	38.436	40.501	242.7	41:28.652								
14	1:58.015	37.401	37.738	42.876	238.9	43:26.667								
15	1:53.201	37.160	37.647	38.394	237.9	45:19.868								
16	<b>1:52.648</b>	37.077	<b>37.389</b>	<b>38.182</b>	240.0	47:12.516								
17	2:11.327	37.079	39.145	55.103	243.2	49:23.843								



## Professional Track Days

Monza, 4-5.06.2026  
3rd Session GROUP A

### Sector Analysis

— Invalidated Lap    ■ Personal Best    ■ Session Best    B Crossing the pit lane

Lap	Time	Sector 1	Sector 2	Sector 3	T.Spd	Elapsed	Lap	Time	Sector 1	Sector 2	Sector 3	T.Spd	Elapsed
15	1:54.352	37.035	38.065	39.252	240.5	44:30.582							
16	1:55.492	<b>36.546</b>	38.754	40.192	243.8	46:26.074							
17	1:54.868	36.857	38.157	39.854	242.7	48:20.942							
18	<b>1:53.682</b>	37.105	37.915	<b>38.662</b>	240.0	50:14.624							

**999**

FOGACA F.

AKM MOTORSPORT

Tatuus T-421

1	3:42.665	2:20.886	40.950	40.829	184.6	3:42.665
2	1:57.762	38.143	40.033	39.586	233.8	5:40.427
3	1:54.431	37.367	38.176	38.888	238.4	7:34.858
4	1:54.022	37.075	38.019	38.928	241.6	9:28.880
5	1:54.922	37.482	38.335	39.105	240.0	11:23.802
6	1:53.956	37.099	38.032	38.825	240.5	13:17.758
7	2:13.241	43.406	45.901	43.934	224.6	15:30.999
8	2:23.669	46.095	57.569	40.005	227.0	17:54.668
9	1:55.118	36.846	39.190	39.082	242.1	19:49.786
10	1:53.724	36.926	38.059	38.739	242.1	21:43.510
11	1:53.785	37.072	38.014	38.699	240.5	23:37.295
12	2:02.944 <b>B</b>	38.812	38.126	46.006	239.5	25:40.239
13	11:07.857	9:48.300	40.083	39.474	186.2	36:48.096
14	1:54.726	37.229	38.080	39.417	242.7	38:42.822
15	1:54.937	37.513	38.468	38.956	243.8	40:37.759
16	1:53.548	36.865	38.214	38.469	242.1	42:31.307
17	1:54.369	<b>36.507</b>	37.832	40.030	246.0	44:25.676
18	<b>1:53.237</b>	36.786	38.046	<b>38.405</b>	243.2	46:18.913
19	1:55.222	38.789	37.937	38.496	221.0	48:14.135
20	1:57.562	36.688	<b>37.748</b>	43.126	242.1	50:11.697