

Professional Track Days

Monza, 4-5.06.2026

7th Session GROUP A

Sector Analysis


_ Invalidated Lap

■ Personal Best

■ Session Best

■ Crossing the pit lane

Lap	Time	Sector 1	Sector 2	Sector 3	T.Sp	Elapsed	Lap	Time	Sector 1	Sector 2	Sector 3	T.Sp	Elapsed		
3	RUT							14	1:57.397	38.184	39.131	40.082	235.3	43:51.557	
	VAN AMERSFOORT RACING	Tatuus T-421						15	1:57.164	37.669	38.614	40.881	235.3	45:48.721	
1	3:28.499	2:05.730	41.584	41.185	175.4	3:28.499	1	2:44.951 B	1:10.629	40.543	53.779	185.8	2:44.951		
2	2:04.054	38.664	42.532	42.858	231.3	5:32.553	2	3:21.072	2:02.793	38.998	39.281	179.1	6:06.023		
3	1:52.921	36.986	37.691	38.244	240.5	7:25.474	3	1:54.812	37.604	38.235	38.973	240.0	8:00.835		
4	2:04.600 B	37.011	37.673	49.916	236.9	9:30.074	4	2:10.228 B	37.209	40.926	52.093	236.3	10:11.063		
5	8:50.078	7:31.010	39.763	39.305	188.1	18:20.152	5	7:20.903	6:03.611	38.410	38.882	188.4	17:31.966		
6	1:54.558	37.082	37.594	39.882	235.8	20:14.710	6	1:53.668	37.157	38.021	38.490	238.9	19:25.634		
7	1:55.893	36.933	40.389	38.571	240.5	22:10.603	7	1:53.073	36.935	37.687	38.451	240.5	21:18.707		
8	1:54.624	37.088	37.366	40.170	236.3	24:05.227	8	1:52.919	36.815	37.669	38.435	240.5	23:11.626		
9	1:52.480	36.846	37.413	38.221	240.0	25:57.707	9	1:53.200	36.896	37.672	38.632	239.5	25:04.826		
10	2:00.486 B	37.079	38.452	44.955	237.4	27:58.193	10	1:53.307	36.947	37.579	38.781	239.5	26:58.133		
11	10:22.333	8:58.809	42.183	41.341	167.8	38:20.526	11	1:53.106	36.904	37.640	38.562	240.5	28:51.239		
12	1:58.185	38.914	39.292	39.979	235.3	40:18.711	12	1:52.873	36.905	37.572	38.396	240.5	30:44.112		
13	1:52.799	36.882	37.637	38.280	240.5	42:11.510	13	1:52.592	36.712	37.558	38.322	241.6	32:36.704		
14	1:54.631	36.960	37.557	40.114	238.4	44:06.141	14	1:52.931	36.823	37.675	38.433	242.7	34:29.635		
15	1:52.623	36.918	37.398	38.307	240.5	45:58.764	15	1:53.904	37.452	37.936	38.516	244.3	36:23.539		
16	1:55.510	36.859	38.207	40.444	239.5	47:54.274	16	1:53.877	37.173	37.809	38.895	238.4	38:17.416		
17	2:06.285 B	36.947	39.427	49.911	242.1	50:00.559	17	2:00.614 B	37.271	37.861	45.482	238.9	40:18.030		
7	US 1							13	US 3						
	US RACING	Tatuus T-421							US RACING	Tatuus T-421					
1	2:12.276 B	46.023	40.193	46.060	187.1	2:12.276	1	2:55.233	1:36.088	39.617	39.528	184.3	2:55.233		
2	2:33.968	1:16.805	38.242	38.921	183.6	4:46.244	2	2:02.965 B	38.495	38.565	45.905	220.5	4:58.198		
3	1:53.724	37.243	37.867	38.614	234.8	6:39.968	3	2:32.280	1:16.043	37.769	38.468	187.1	7:30.478		
4	1:53.996	37.138	38.211	38.647	235.8	8:33.964	4	2:06.499 B	37.288	37.628	51.583	237.4	9:36.977		
5	2:20.874 B	37.159	39.423	1:04.292	236.9	10:54.838	5	8:32.348	7:15.974	37.896	38.478	187.8	18:09.325		
6	6:14.682	4:57.735	38.155	38.792	188.7	17:09.520	6	1:53.547	37.309	37.700	38.538	234.8	20:02.872		
7	1:53.628	37.188	37.843	38.597	233.3	19:03.148	7	1:53.667	37.384	37.698	38.585	235.8	21:56.539		
8	1:54.423	37.225	37.752	39.446	234.8	20:57.571	8	1:53.517	37.118	37.782	38.617	234.3	23:50.056		
9	1:53.321	37.102	37.733	38.486	234.3	22:50.892	9	1:53.195	37.050	37.636	38.509	235.8	25:43.251		
10	1:53.233	37.226	37.635	38.372	234.8	24:44.125	10	1:53.555	37.106	37.795	38.654	234.8	27:36.806		
11	1:53.855	37.360	38.024	38.471	234.3	26:37.980	11	1:53.873	37.161	37.734	38.978	236.3	29:30.679		
12	1:54.487	37.034	38.647	38.806	236.3	28:32.467	12	1:53.720	37.190	37.877	38.653	235.8	31:24.399		
13	1:53.272	37.079	37.762	38.431	235.3	30:25.739	13	1:53.930	37.426	37.833	38.671	235.3	33:18.329		
14	1:53.212	36.980	37.823	38.409	236.3	32:18.951	14	1:53.918	37.304	37.847	38.767	235.3	35:12.247		
15	2:02.624	37.023	46.856	38.745	236.3	34:21.575	15	1:54.840	37.606	38.102	39.132	235.3	37:07.087		
16	1:53.252	36.751	38.122	38.379	239.5	36:14.827	16	1:54.643	37.449	38.196	38.998	234.3	39:01.730		
17	1:52.750	36.885	37.673	38.192	239.5	38:07.577	17	1:54.919	37.370	38.087	39.462	235.3	40:56.649		
18	2:00.439 B	36.832	38.273	45.334	238.4	40:08.016	18	2:01.299 B	37.328	38.239	45.732	234.3	42:57.948		
8	MPA - 8							17	US 4						
	MPA	Tatuus T-421							US RACING	Tatuus T-421					
1	2:26.608	1:01.763	42.555	42.290	169.3	2:26.608	1	2:17.342 B	50.157	39.634	47.551	186.8	2:17.342		
2	2:03.930	40.903	41.869	41.158	220.1	4:30.538	2	2:55.029	1:37.612	38.302	39.115	184.6	5:12.371		
3	1:59.596	38.125	39.219	42.252	234.3	6:30.134	3	1:53.775	37.283	37.699	38.793	236.3	7:06.146		
4	7:47.592 B	37.722	39.053	6:30.817	236.3	14:17.726	4	2:09.302 B	37.143	37.565	54.594	237.4	9:15.448		
5	6:42.583	5:18.033	42.057	42.493	162.3	21:00.309	5	8:25.388	7:08.385	38.372	38.631	189.4	17:40.836		
6	2:04.043	38.534	44.480	41.029	232.8	23:04.352	6	1:53.841	37.123	38.118	38.600	236.3	19:34.677		
7	1:57.488	38.444	39.173	39.871	219.2	25:01.840	7	1:52.879	37.039	37.493	38.347	237.9	21:27.556		
8	1:57.073	38.085	39.068	39.920	233.3	26:58.913	8	1:53.225	37.017	37.766	38.442	238.4	23:20.781		
9	1:56.503	37.801	38.886	39.816	237.9	28:55.416	9	1:53.049	37.030	37.658	38.361	238.4	25:13.830		
10	2:06.689 B	37.732	40.716	48.241	231.3	31:02.105	10	1:52.946	36.844	37.550	38.552	238.9	27:06.776		
11	6:55.366	5:34.384	40.269	40.713	180.0	37:57.471	11	1:53.109	36.894	37.704	38.511	239.5	28:59.885		
12	1:58.709	38.257	39.448	41.004	230.8	39:56.180									
13	1:57.980	38.020	39.426	40.534	233.8	41:54.160									



Professional Track Days

Monza, 4-5.06.2026

7th Session GROUP A

Sector Analysis

_ Invalidated Lap

■ Personal Best

■ Session Best

■ Crossing the pit lane

Lap	Time	Sector 1	Sector 2	Sector 3	T.Spd	Elapsed	Lap	Time	Sector 1	Sector 2	Sector 3	T.Spd	Elapsed
12	1:53.518	36.781	37.575	39.162	240.0	30:53.403	11	10:20.390	8:55.753	42.917	41.720	163.0	35:36.515
13	1:53.349	37.004	37.755	38.590	238.4	32:46.752	12	2:03.569	39.699	41.326	42.544	221.0	37:40.084
14	1:52.843	36.989	37.469	38.385	237.4	34:39.595	13	1:58.695	39.089	39.754	39.852	229.9	39:38.779
15	1:52.589	36.904	37.403	38.282	238.4	36:32.184	14	1:55.005	37.570	38.291	39.144	233.8	41:33.784
16	2:02.181 B	37.754	37.736	46.691	238.4	38:34.365	15	1:54.675	37.504	38.177	38.994	234.3	43:28.459
							16	1:56.141	37.594	39.347	39.200	233.8	45:24.600
							17	1:54.667	37.430	38.193	39.044	235.3	47:19.267
							18	2:15.410 B	37.429	44.616	53.365	235.8	49:34.677

29
US 5

US RACING

Tatuus T-421

1	2:22.831 B	53.799	40.103	48.929	179.1	2:22.831
2	3:00.550	1:42.624	38.774	39.152	184.9	5:23.381
3	1:54.231	37.424	37.930	38.877	235.8	7:17.612
4	2:05.521 B	37.235	37.644	50.642	236.9	9:23.133
5	7:57.712	6:40.771	38.224	38.717	187.4	17:20.845
6	1:53.410	37.141	37.710	38.559	236.3	19:14.255
7	1:53.198	37.073	37.589	38.536	237.4	21:07.453
8	1:53.740	37.051	38.189	38.500	237.9	23:01.193
9	1:53.075	37.206	37.515	38.354	236.3	24:54.268
10	1:53.205	36.926	37.602	38.677	236.9	26:47.473
11	1:53.390	37.014	37.725	38.651	236.9	28:40.863
12	1:53.087	36.975	37.610	38.502	237.9	30:33.950
13	1:53.009	36.987	37.466	38.556	237.9	32:26.959
14	1:53.077	36.949	37.621	38.507	238.4	34:20.036
15	1:52.976	36.931	37.429	38.616	237.4	36:13.012
16	2:03.702 B	36.965	37.541	49.196	238.4	38:16.714

30
CONSANI A.

R-ACE GP

Tatuus T-421

1	2:21.189	59.736	40.905	40.548	165.7	2:21.189
2	1:58.396	39.055	39.602	39.739	221.4	4:19.585
3	1:56.268	38.140	38.313	39.815	225.1	6:15.853
4	1:54.553	37.335	38.252	38.966	237.9	8:10.406
5	2:14.769 B	37.557	43.315	53.897	235.8	10:25.175
6	6:58.942	5:40.478	38.651	39.813	180.9	17:24.117
7	1:53.927	37.292	37.886	38.749	236.9	19:18.044
8	1:55.132	37.133	38.880	39.119	238.9	21:13.176
9	1:54.926	37.052	38.820	39.054	240.5	23:08.102
10	2:02.199 B	37.362	38.448	46.389	236.9	25:10.301
11	12:00.757	...	40.788	40.006	166.7	37:11.058
12	1:55.981	38.640	38.378	38.963	221.4	39:07.039
13	1:54.191	37.280	37.977	38.934	236.3	41:01.230
14	1:53.974	37.348	37.859	38.767	236.3	42:55.204
15	1:56.777	39.879	37.967	38.931	235.8	44:51.981
16	1:53.730	37.084	37.934	38.712	237.9	46:45.711
17	2:08.273 B	37.073	38.032	53.168	238.9	48:53.984

31
PHILLIPS J.

R-ACE GP

Tatuus T-421

1	2:29.373	1:06.948	41.560	40.865	185.2	2:29.373
2	1:59.262	38.668	40.722	39.872	211.5	4:28.635
3	2:00.021	38.148	38.698	43.175	232.8	6:28.656
4	1:54.851	37.579	38.350	38.922	239.5	8:23.507
5	2:25.565 B	41.267	43.607	1:00.691	236.9	10:49.072
6	6:38.131	5:19.120	39.400	39.611	185.5	17:27.203
7	1:54.341	37.151	38.259	38.931	239.5	19:21.544
8	1:54.970	37.561	38.179	39.230	239.5	21:16.514
9	1:54.914	36.991	38.332	39.591	241.1	23:11.428
10	2:04.697 B	37.527	38.390	48.780	237.9	25:16.125

33
GENDER T.

R-ACE GP

Tatuus T-421

1	2:27.633	1:02.705	42.219	42.709	161.5	2:27.633
2	1:59.913	39.729	40.058	40.126	206.7	4:27.546
3	2:01.559	38.050	39.101	44.408	234.3	6:29.105
4	1:55.324	37.439	38.675	39.210	239.5	8:24.429
5	2:26.824 B	40.827	43.670	1:02.327	236.9	10:51.253
6	6:38.441	5:19.077	39.430	39.934	187.8	17:29.694
7	1:55.579	37.517	38.455	39.607	238.4	19:25.273
8	1:55.765	37.965	38.418	39.382	233.8	21:21.038
9	1:55.314	37.313	38.520	39.481	234.3	23:16.352
10	2:05.110 B	37.662	38.700	48.748	235.8	25:21.462
11	12:21.127 B	...	41.914	56.768	171.5	37:42.589
12	2:23.875	1:00.537	41.886	41.452	188.7	40:06.464
13	1:56.383	37.767	38.907	39.709	235.3	42:02.847
14	1:56.350	37.709	38.782	39.859	233.3	43:59.197
15	1:56.309	37.739	38.739	39.831	233.8	45:55.506
16	1:56.166	37.507	38.934	39.725	233.3	47:51.672
17	2:03.972 B	37.767	39.414	46.791	232.8	49:55.644

34
CRAIGIE K.

R-ACE GP

Tatuus T-421


1	2:16.733	55.126	40.684	40.923	179.1	2:16.733
2	1:59.077	39.286	39.605	40.186	220.5	4:15.810
3	1:56.419	38.273	38.867	39.279	231.3	6:12.229
4	1:54.244	36.819	38.381	39.044	236.3	8:06.473
5	2:14.792 B	37.228	42.844	54.720	236.3	10:21.265
6	7:01.717	5:43.902	38.624	39.191	186.5	17:22.982
7	1:53.819	37.204	38.031	38.584	235.3	19:16.801
8	1:53.822	37.242	37.821	38.759	236.3	21:10.623
9	1:54.218	37.168	38.151	38.899	236.9	23:04.841
10	2:00.569 B	37.192	37.846	45.531	240.5	25:05.410
11	14:37.980	...	40.635	40.712	101.5	39:43.390
12	1:57.326	38.775	39.000	39.551	223.7	41:40.716
13	1:58.552	38.094	40.651	39.807	225.1	43:39.268
14	1:53.846	37.112	37.918	38.816	235.8	45:33.114
15	1:59.697	37.056	37.784	44.857	236.3	47:32.811
16	2:14.482 B	36.836	43.397	54.249	237.9	49:47.293

35
WESTCOTT P.

R-ACE GP

Tatuus T-421

1	2:27.925	1:05.445	41.091	41.389	154.4	2:27.925
2	1:59.052	39.194	39.668	40.190	221.0	4:26.977
3	1:59.794	37.654	38.808	43.332	233.3	6:26.771
4	1:54.508	37.315	38.196	38.997	233.8	8:21.279
5	2:24.149 B	41.246	43.843	59.060	238.4	10:45.428
6	6:40.917	5:22.127	38.817	39.973	190.4	17:26.345
7	1:54.685	37.121	38.308	39.256	235.3	19:21.030




Professional Track Days

Monza, 4-5.06.2026

7th Session GROUP A

Sector Analysis

_ Invalidated Lap							■ Personal Best							■ Session Best							B Crossing the pit lane						
Lap	Time	Sector 1	Sector 2	Sector 3	T.Spd	Elapsed	Lap	Time	Sector 1	Sector 2	Sector 3	T.Spd	Elapsed	Lap	Time	Sector 1	Sector 2	Sector 3	T.Spd	Elapsed	Lap	Time	Sector 1	Sector 2	Sector 3	T.Spd	Elapsed
8	1:54.171	37.309	37.884	38.978	236.3	21:15.201	3	1:53.939	37.155	37.914	38.870	236.3	6:50.318														
9	1:54.941	37.225	38.819	38.897	237.4	23:10.142	4	2:02.097 B	37.175	37.637	47.285	236.3	8:52.415														
10	2:04.404 B	37.116	37.928	49.360	238.9	25:14.546	5	8:36.985	7:20.132	38.007	38.846	189.4	17:29.400														
11	11:57.400	...	40.016	40.392	176.5	37:11.946	6	1:53.330	37.233	37.702	38.395	237.4	19:22.730														
12	1:55.707	38.086	38.615	39.006	222.8	39:07.653	7	1:53.204	36.887	37.651	38.666	238.9	21:15.934														
13	1:53.892	37.006	37.937	38.949	240.5	41:01.545	8	1:53.248	36.624	38.084	38.540	241.6	23:09.182														
14	1:54.659	37.782	38.066	38.811	238.9	42:56.204	9	1:53.584	36.869	37.777	38.938	244.9	25:02.766														
15	1:54.106	37.197	37.998	38.911	239.5	44:50.310	10	1:53.282	37.075	37.702	38.505	239.5	26:56.048														
16	1:53.889	37.206	37.822	38.861	235.8	46:44.199	11	1:53.244	37.157	37.626	38.461	236.3	28:49.292														
17	2:06.660 B	37.072	38.247	51.341	236.9	48:50.859	12	1:53.477	37.123	37.813	38.541	236.9	30:42.769														
							13	1:53.125	37.044	37.665	38.416	236.9	32:35.894														
							14	1:53.337	37.287	37.529	38.521	236.3	34:29.231														
							15	1:54.507	37.933	38.101	38.473	237.4	36:23.738														
							16	1:53.589	37.035	37.844	38.710	241.1	38:17.327														
							17	2:01.587 B	37.498	38.045	46.044	236.3	40:18.914														
42	COTTY E.						Tatuus T-421	62	US 7						Tatuus T-421												
	R-ACE GP								US RACING																		
1	2:26.756	1:04.043	41.329	41.384	155.8	2:26.756	1	2:40.617 B	1:08.752	40.950	50.915	181.2	2:40.617														
2	1:58.108	37.960	39.920	40.228	224.2	4:24.864	2	3:11.943	1:54.744	38.266	38.933	185.2	5:52.560														
3	2:03.120	38.139	39.509	45.472	225.1	6:27.984	3	1:54.004	37.321	37.897	38.786	234.8	7:46.564														
4	1:54.174	37.197	38.186	38.791	240.0	8:22.158	4	2:11.242 B	37.341	38.223	55.678	234.8	9:57.806														
5	2:25.482 B	41.283	43.723	1:00.476	238.9	10:47.640	5	7:19.971	6:03.080	38.103	38.788	188.4	17:17.777														
6	6:37.520	5:19.126	38.753	39.641	170.1	17:25.160	6	1:53.435	37.229	37.672	38.534	234.8	19:11.212														
7	1:53.637	37.078	37.975	38.584	238.9	19:18.797	7	1:53.116	37.155	37.456	38.505	235.3	21:04.328														
8	1:53.616	36.936	37.938	38.742	240.0	21:12.413	8	1:53.420	37.115	37.827	38.478	236.9	22:57.748														
9	1:56.492	37.013	40.024	39.455	237.4	23:08.905	9	1:53.183	37.216	37.642	38.325	234.8	24:50.931														
10	2:09.386 B	37.330	38.579	53.477	241.1	25:18.291	10	1:53.255	37.218	37.619	38.418	235.8	26:44.186														
11	14:26.366	...	40.747	40.899	91.4	39:44.657	11	1:53.297	37.095	37.572	38.630	236.9	28:37.483														
12	1:57.373	38.655	39.015	39.703	207.5	41:42.030	12	1:53.075	37.049	37.581	38.445	236.3	30:30.558														
13	1:58.181	37.847	40.279	40.055	225.6	43:40.211	13	1:53.022	36.941	37.555	38.526	235.8	32:23.580														
14	1:53.724	37.071	37.810	38.843	238.9	45:33.935	14	1:53.235	37.104	37.584	38.547	236.3	34:16.815														
15	1:53.636	36.967	37.947	38.722	240.5	47:27.571	15	1:53.153	37.126	37.532	38.495	235.8	36:09.968														
16	2:18.050 B	37.120	43.458	57.472	236.3	49:45.621	16	2:00.560 B	37.058	37.260	46.242	236.3	38:10.528														
44	MICHELINI E.						Tatuus T-421	87	BEA						Tatuus T-421												
	AKM MOTORSPORT								VAN AMERSFOORT RACING																		
1	2:47.194 B	1:12.097	41.923	53.174	172.8	2:47.194	1	3:27.794	2:04.953	41.848	40.993	172.3	3:27.794														
2	3:35.731 B	2:08.809	39.275	47.647	170.1	6:22.925	2	2:03.771	38.968	42.406	42.397	225.1	5:31.565														
3	2:43.622 B	1:13.557	39.373	50.692	186.8	9:06.547	3	1:54.905	37.274	37.806	39.825	236.3	7:26.470														
4	8:42.437	7:24.567	38.716	39.154	187.4	17:48.984	4	2:04.891 B	36.769	37.490	50.632	240.5	9:31.361														
5	1:54.474	37.398	38.300	38.776	233.8	19:43.458	5	8:49.877	7:31.798	38.460	39.619	185.8	18:21.238														
6	1:53.633	37.223	37.861	38.549	234.3	21:37.091	6	1:52.355	36.847	37.439	38.069	239.5	20:13.593														
7	1:54.108	37.277	38.172	38.659	234.3	23:31.199	7	1:58.091	37.171	40.458	40.462	236.3	22:11.684														
8	1:53.645	37.163	37.846	38.636	235.3	25:24.844	8	1:52.423	36.888	37.373	38.162	239.5	24:04.107														
9	1:53.898	37.298	37.958	38.642	236.3	27:18.742	9	1:54.139	37.051	37.359	39.729	235.8	25:58.246														
10	1:53.940	37.359	37.932	38.649	236.3	29:12.682	10	1:52.719	36.708	37.514	38.497	242.7	27:50.965														
11	1:53.632	37.114	37.893	38.625	235.3	31:06.314	11	2:01.520 B	38.263	38.550	44.707	205.1	29:52.485														
12	1:53.791	37.124	37.953	38.714	236.9	33:00.105	12	8:26.985	7:03.098	41.579	42.308	172.8	38:19.470														
13	1:53.606	37.222	37.897	38.487	235.8	34:53.711	13	1:58.256	39.443	39.201	39.612	228.4	40:17.726														
14	1:53.316	36.956	37.878	38.482	236.9	36:47.027	14	1:54.616	37.287	37.709	39.620	236.9	42:12.342														
15	1:53.672	37.169	37.930	38.573	236.3	38:40.699	15	1:52.665	36.845	37.547	38.273	242.1	44:05.007														
16	1:54.563	37.036	38.706	38.821	236.9	40:35.262	16	1:54.451	37.247	37.730	39.474	237.4	45:59.458														
17	1:53.534	37.083	37.876	38.575	234.3	42:28.796	17	1:53.738	36.727	38.265	38.746	243.8	47:53.196														
18	1:53.293	36.994	37.764	38.535	237.4	44:22.089	18	2:05.150 B	36.871	39.430	48.849	241.1	49:58.346														
19	1:53.375	36.997	37.860	38.518	237.4	46:15.464																					
20	2:13.073 B	39.153	42.231	51.689	203.6	48:28.537																					
46	US 6						Tatuus T-421																				
	US RACING																										
1	2:14.772 B	48.716	39.541	46.515	185.2	2:14.772																					
2	2:41.607	1:24.352	38.473	38.782	185.8	4:56.379																					



Professional Track Days

Monza, 4-5.06.2026

7th Session GROUP A

Sector Analysis

— Invalidated Lap ■ Personal Best ■ Session Best B Crossing the pit lane

Lap	Time	Sector 1	Sector 2	Sector 3	T.Spd	Elapsed	Lap	Time	Sector 1	Sector 2	Sector 3	T.Spd	Elapsed	
88	ORSINI V.							9	1:53.489	37.059	37.929	38.501	237.9	23:14.308
	AKM MOTORSPORT						Tatuus T-421	10	1:53.329	37.055	37.770	38.504	241.6	25:07.637
1	2:30.132	B	56.892	41.969	51.271	177.6	11	1:53.493	37.033	37.783	38.677	241.1	27:01.130	
2	3:26.733	B	1:57.481	39.761	49.491	179.1	12	2:00.364	B	37.022	38.071	45.271	238.4	29:01.494
3	2:32.680	1:15.274	38.466	38.940	187.8	8:29.545	13	9:02.085	7:41.611	39.745	40.729	189.1	38:03.579	
4	2:24.017	B	37.792	42.333	1:03.892	236.9	14	2:00.803	37.873	42.169	40.761	232.3	40:04.382	
5	6:37.118	5:17.324	40.646	39.148	182.4	17:30.680	15	1:53.673	37.079	37.903	38.691	237.9	41:58.055	
6	1:54.407	37.057	38.327	39.023	240.5	19:25.087	16	1:53.528	37.071	37.801	38.656	237.9	43:51.583	
7	1:53.493	37.052	37.785	38.656	237.9	21:18.580	17	1:53.416	36.812	37.875	38.729	238.9	45:44.999	
8	1:54.976	37.681	38.452	38.843	224.2	23:13.556	18	1:53.721	36.976	37.926	38.819	235.8	47:38.720	
9	1:53.742	37.014	38.156	38.572	240.0	25:07.298	19	2:10.354	B	36.976	41.128	52.250	237.4	49:49.074
10	1:54.498	37.958	38.042	38.498	237.4	27:01.796								
11	1:53.774	36.780	38.143	38.851	236.3	28:55.570								
12	1:53.594	36.995	37.838	38.761	238.4	30:49.164								
13	2:02.689	B	36.974	37.998	47.717	238.4								
14	7:10.999	5:53.691	38.459	38.849	140.3	40:02.852								
15	1:56.081	37.733	39.561	38.787	235.3	41:58.933								
16	1:53.926	37.160	38.027	38.739	239.5	43:52.859								
17	1:55.055	36.883	38.233	39.939	239.5	45:47.914								
18	1:53.702	36.955	38.001	38.746	236.9	47:41.616								
19	2:09.692	B	36.932	39.378	53.382	237.9								
903	PRANDI G.													
	AKM MOTORSPORT						Tatuus T-421							
1	2:09.485	45.721	42.146	41.618	182.1	2:09.485								
2	1:59.013	38.906	39.734	40.373	228.4	4:08.498								
3	1:56.995	38.452	38.832	39.711	230.3	6:05.493								
4	1:57.740	39.125	39.090	39.525	230.3	8:03.233								
5	2:10.844	B	37.669	40.198	52.977	233.8								
6	7:41.605	B	6:15.633	39.242	46.730	184.3								
7	2:29.954	1:10.785	39.434	39.735	184.3	20:25.636								
8	1:56.810	37.755	39.329	39.726	228.9	22:22.446								
9	1:56.166	38.080	38.482	39.604	230.8	24:18.612								
10	1:55.952	37.947	38.418	39.587	231.3	26:14.564								
11	1:55.766	37.660	38.641	39.465	231.8	28:10.330								
12	1:55.639	37.620	38.349	39.670	231.8	30:05.969								
13	1:55.820	37.700	38.426	39.694	230.8	32:01.789								
14	1:55.435	37.498	38.322	39.615	231.8	33:57.224								
15	1:56.731	38.076	38.681	39.974	230.3	35:53.955								
16	1:55.542	37.831	38.281	39.430	230.3	37:49.497								
17	2:02.895	37.959	43.795	41.141	231.8	39:52.392								
18	1:56.845	37.917	39.033	39.895	229.9	41:49.237								
19	2:00.773	37.798	42.058	40.917	229.9	43:50.010								
20	1:59.060	37.724	41.237	40.099	230.8	45:49.070								
21	2:04.915	B	37.625	40.419	46.871	237.9								
913	RR 1													
	REAL RACING						Tatuus T-421							
1	2:11.897	52.412	39.859	39.626	185.8	2:11.897								
2	1:58.048	38.280	39.073	40.695	231.3	4:09.945								
3	1:57.070	38.777	38.948	39.345	234.3	6:07.015								
4	1:54.977	37.172	38.551	39.254	238.9	8:01.992								
5	2:09.945	B	37.254	41.018	51.673	238.4								
6	7:21.295	6:03.888	38.308	39.099	189.1	17:33.232								
7	1:53.529	37.235	37.933	38.361	237.4	19:26.761								
8	1:54.058	36.998	38.041	39.019	240.5	21:20.819								